

World Justice Project

Rule of Law Index[®] 2022



World Justice
Project

The World Justice Project Rule of Law Index® 2022

The *World Justice Project (WJP) Rule of Law Index® 2022* report was prepared by the World Justice Project. The Index's conceptual framework and methodology were developed by Juan Carlos Botero, Mark David Agrast, and Alejandro Ponce. Data collection and analysis for the 2022 report was performed by Erin Campbell, James Davis, Alicia Evangelides, Joshua Fuller, Nora Futtner, Natalia Jardon, Sahar Omer, Alejandro Ponce, Tanya Primiani, Natalia Rodríguez Cajamarca, Victoria Thomaidis, and Moss Woodbury, with the assistance of Said Aarji, Giacomo D'Urbano, Skye Jacobs, VinhHuy Le, Karelle Matchum, Nora Mousa, and Hannah Rigazzi.

The graphic design team for this report included Abigail Broussard, Irene Heras, and Mariana Lopez.

Pitch Interactive served as lead website designer, with assistance from Abigail Broussard, Irene Heras, Natalia Jardon, and Mariana Lopez.

ISBN (*print version*): 978-1-951330-51-4
ISBN (*digital version*): 978-1-951330-52-1

The World Justice Project

Board of Directors: Shaikha Abdulla Al-Misnad; Kamel Ayadi; Adam Bodnar; Michael Chu; William C. Hubbard; Hassan Bubacar Jallow; Suet-Fern Lee; Mondli Makhanya; M. Margaret McKeown; John Nery; William H. Neukom; Ellen Gracie Northfleet; and James R. Silkenat.

Directors Emeritus: Ashraf Ghani Ahmadzai, Emil Constantinescu, and Petar Stoyanov

Officers: William C. Hubbard, Co-Founder and Chairman of the Board; William H. Neukom, Co-Founder and CEO; Mark D. Agrast, Vice President; Deborah Enix-Ross, Vice President; Judy Perry Martinez, Vice President; Nancy Ward, Vice President; James R. Silkenat, Director and Treasurer; and Gerold W. Libby, General Counsel and Secretary.

Executive Director: Elizabeth Andersen

Chief Research Officer: Alejandro Ponce

The *WJP Rule of Law Index 2022* report was made possible by the generous supporters of the work of the World Justice Project listed in this report on page 217.

© Copyright 2022 by the World Justice Project. The *WJP Rule of Law Index* and the *World Justice Project Rule of Law Index* are trademarks of the World Justice Project. All rights reserved. Requests to reproduce this document should be sent to:

WJP Rule of Law Index Permissions
World Justice Project
1025 Vermont Avenue, N.W., Suite 1200
Washington, D.C. 20005 U.S.A.

E-mail: wjp@worldjusticeproject.org
Subject line: WJP Rule of Law Index Permissions



World Justice
Project

World Justice Project

Rule of Law Index[®] 2022



Table of Contents

01

About the WJP Rule of Law Index

- 8 Foreword
- 10 Overview of Scores and Rankings
- 12 Features of the WJP Rule of Law Index
- 13 Defining the Rule of Law
- 14 The Four Universal Principles of the Rule of Law
- 15 Conceptual Framework of the WJP Rule of Law Index
- 16 Indicators of the WJP Rule of Law Index

02

Scores and Rankings

- 22 Rule of Law Around the World
- 24 Rule of Law by Region
- 26 Rule of Law by Income
- 28 Rule of Law by Factor

03

Country Profiles

- 38 How to Read the Country Profiles
- 39 Country Profiles

04

Behind the Numbers

- 182 Methodology Snapshot
- 183 Methodology
- 190 Contributing Experts
- 215 Acknowledgements
- 216 About the WJP
- 218 More from the WJP



SECTION 1

About the WJP Rule of Law Index



8	Foreword
10	Overview of Scores and Rankings
12	Features of the WJP Rule of Law Index
13	Defining the Rule of Law
14	The Four Universal Principles of the Rule of Law
15	Conceptual Framework of the WJP Rule of Law Index
16	Indicators of the WJP Rule of Law Index



Foreword

The rule of law is internationally recognized as foundational to peace, justice, respect for human rights, effective democracy, and sustainable development. It influences every person's daily life and helps communities organize themselves collectively to address challenges and to progress.

Around the world, however, the rule of law has continued to crumble. Violence, corruption, and impunity are affecting millions of people globally. At the same time, a growing number of governments are embracing authoritarian tendencies. Together, these circumstances reflect the weakening of institutional mechanisms needed to uphold accountability, to ensure the just enforcement of laws, and to protect human rights.

In the face of these challenges—exacerbated by the COVID-19 pandemic and the subsequent economic slowdown—there is a need for a shared understanding and a systematic, robust, and actionable assessment of the extent to which countries adhere to the rule of law. To achieve this, we must identify rule of law strengths, weaknesses, progress, and setbacks.

To this end, the World Justice Project is pleased to present its 2022 edition of the *WJP Rule of Law Index*. The Index offers new data organized into eight factors that encompass the concept of the rule of law: Constraints on Government Power, Absence of Corruption, Open Government, Fundamental Rights, Order and Security, Regulatory Enforcement, Civil Justice, and Criminal Justice. The Index scores for these factors reflect the perspectives and experiences of more than 154,000 everyday people and 3,600 legal practitioners and other experts in 140 countries and jurisdictions, and they are backed by a rigorous process of validation and analysis.

The results in this report show that adherence to the rule of law fell in 61% of countries over the past year. These declines are less widespread and extreme than last year's, when COVID shutdowns dramatically disrupted justice systems and curtailed civic liberties. Still, the declines are notable and concerning, with scores for seven of the Index's eight factors falling in the majority of countries for the second year in a row. On the positive side, some countries regained lost ground after recent elections and changes in administration, showing that authoritarian tendencies can be reversed.

There is still much work to be done to strengthen the rule of law worldwide and to prevent the arbitrary exercise of power. As a global leader in the rule of law movement, the World Justice Project reaffirms its commitment to work hand-in-hand with governments, policy makers, political actors, the private sector, civil society organizations, the media, donors, and academia to create knowledge, build awareness, and stimulate action to advance the rule of law worldwide. This edition of the *WJP Rule of Law Index* is one important contribution to these efforts.

Dr. Alejandro Ponce

Chief Research Officer
World Justice Project



*“The Index scores for these factors reflect the perspectives and experiences of more than **154,000** everyday people and **3,600** legal practitioners and other experts in **140** countries and jurisdictions”*

Overview of Overall Scores and Rankings

The table below shows the overall scores and rankings of the *WJP Rule of Law Index 2022* in alphabetical order. Scores range from 0 to 1, with 1 indicating the strongest adherence to the rule of law.

Country/Jurisdiction	Overall Score*	Change in Overall Score*	Global Rank	Change in Global Rank†	Country/Jurisdiction	Overall Score*	Change in Overall Score*	Global Rank	Change in Global Rank†
Afghanistan	0.33	-0.02	138	3 ▼	Dominica	0.58	0.00	53	0
Albania	0.49	0.00	87	4 ▼	Dominican Republic	0.48	0.01	92	2 ▲
Algeria	0.49	-0.01	89	7 ▼	Ecuador	0.48	0.00	93	1 ▼
Angola	0.43	0.00	113	1 ▲	Egypt, Arab Rep.	0.35	0.00	135	2 ▲
Antigua and Barbuda	0.63	0.00	40	1 ▼	El Salvador	0.46	-0.02	102	7 ▼
Argentina	0.55	-0.01	59	3 ▼	Estonia	0.82	0.01	9	2 ▲
Australia	0.79	0.00	13	0	Ethiopia	0.39	-0.01	123	1 ▼
Austria	0.80	-0.01	11	2 ▼	Finland	0.87	-0.01	3	0
The Bahamas	0.61	0.00	48	1 ▼	France	0.73	0.01	21	2 ▲
Bangladesh	0.39	-0.01	127	2 ▼	Gabon	0.39	-	126	-
Barbados	0.66	0.01	34	1 ▲	The Gambia	0.49	0.00	86	3 ▲
Belarus	0.46	-0.02	99	2 ▼	Georgia	0.60	0.00	49	0
Belgium	0.79	0.00	14	0	Germany	0.83	-0.01	6	1 ▼
Belize	0.49	0.01	85	8 ▲	Ghana	0.55	0.00	58	0
Benin	0.49	0.00	88	3 ▲	Greece	0.61	0.01	44	4 ▲
Bolivia	0.38	-0.01	130	0	Grenada	0.59	0.00	50	0
Bosnia and Herzegovina	0.52	0.00	70	2 ▲	Guatemala	0.44	0.00	110	1 ▼
Botswana	0.59	0.00	51	0	Guinea	0.41	0.00	117	3 ▲
Brazil	0.49	-0.01	81	4 ▼	Guyana	0.50	0.00	75	3 ▲
Bulgaria	0.55	0.01	60	2 ▲	Haiti	0.35	-0.02	136	3 ▼
Burkina Faso	0.49	-0.01	82	7 ▼	Honduras	0.41	0.01	121	5 ▲
Cambodia	0.31	-0.01	139	0	Hong Kong SAR, China	0.73	-0.02	22	3 ▼
Cameroon	0.36	0.00	134	2 ▲	Hungary	0.52	0.00	73	4 ▼
Canada	0.80	0.00	12	0	India	0.50	0.00	77	2 ▲
Chile	0.66	0.00	33	1 ▼	Indonesia	0.53	0.01	64	4 ▲
China	0.47	0.00	95	3 ▲	Iran, Islamic Rep.	0.41	-0.01	119	0
Colombia	0.48	-0.01	91	5 ▼	Ireland	0.81	0.00	10	0
Congo, Dem. Rep.	0.34	0.00	137	1 ▲	Italy	0.67	0.01	32	2 ▲
Congo, Rep.	0.41	-0.01	120	2 ▼	Jamaica	0.58	0.01	52	3 ▲
Costa Rica	0.68	0.00	29	2 ▲	Japan	0.79	0.00	16	1 ▼
Côte d'Ivoire	0.45	0.00	108	3 ▼	Jordan	0.54	-0.01	61	2 ▼
Croatia	0.61	0.00	47	1 ▼	Kazakhstan	0.53	0.00	65	1 ▲
Cyprus	0.68	0.00	28	0	Kenya	0.45	0.00	104	2 ▲
Czech Republic	0.73	0.00	20	2 ▲	Korea, Rep.	0.73	0.00	19	1 ▲
Denmark	0.90	0.00	1	0	Kosovo	0.56	0.01	57	3 ▲
					Kyrgyz Republic	0.46	-0.01	100	1 ▼

* Scores and changes in score are rounded to two decimal places.

† The change in rankings was calculated by comparing the positions of the 139 countries and jurisdictions measured in the 2021 Index with the rankings of the same 139 countries and jurisdictions in 2022, exclusive of the one new addition to the 2022 Index, Gabon.

Country/Jurisdiction	Overall Score*	Change in Overall Score*	Global Rank	Change in Global Rank [†]	Country/Jurisdiction	Overall Score*	Change in Overall Score*	Global Rank	Change in Global Rank [†]
Latvia	0.72	0.01	24	0	Rwanda	0.63	0.01	42	0
Lebanon	0.45	0.00	106	2 ▼	Senegal	0.56	0.01	56	1 ▲
Liberia	0.43	-0.01	112	2 ▼	Serbia	0.49	0.00	83	2 ▼
Lithuania	0.76	0.01	18	0	Sierra Leone	0.45	0.01	105	3 ▲
Luxembourg	0.83	0.00	8	0	Singapore	0.78	0.00	17	0
Madagascar	0.44	0.00	111	1 ▲	Slovak Republic	0.66	-0.01	35	2 ▼
Malawi	0.52	0.00	66	1 ▲	Slovenia	0.68	-0.01	31	2 ▼
Malaysia	0.57	-0.01	55	1 ▼	South Africa	0.58	-0.01	54	2 ▼
Mali	0.42	0.00	114	1 ▲	Spain	0.73	0.00	23	2 ▼
Malta	0.68	0.00	30	0	Sri Lanka	0.50	0.00	74	2 ▲
Mauritania	0.37	0.00	131	3 ▲	St. Kitts and Nevis	0.63	0.00	39	1 ▲
Mauritius	0.61	0.00	45	0	St. Lucia	0.61	0.00	43	0
Mexico	0.42	-0.01	115	2 ▼	St. Vincent and the Grenadines	0.63	-0.01	41	3 ▼
Moldova	0.52	0.01	68	5 ▲	Sudan	0.39	-0.03	125	9 ▼
Mongolia	0.54	-0.01	62	1 ▼	Suriname	0.50	0.00	79	5 ▲
Morocco	0.48	-0.01	94	4 ▼	Sweden	0.86	0.00	4	0
Mozambique	0.40	-0.01	122	1 ▲	Switzerland	0.46	0.00	98	2 ▲
Myanmar	0.36	-0.03	132	3 ▼	Tanzania	0.46	0.00	98	2 ▲
Namibia	0.61	-0.01	46	2 ▼	Thailand	0.50	0.00	80	0
Nepal	0.52	0.00	69	1 ▲	Togo	0.46	0.00	101	2 ▲
Netherlands	0.83	0.00	5	1 ▲	Trinidad and Tobago	0.52	-0.01	67	4 ▼
New Zealand	0.83	0.00	7	0	Tunisia	0.52	-0.01	71	6 ▼
Nicaragua	0.36	-0.02	133	1 ▼	Turkey	0.42	0.00	116	1 ▲
Niger	0.44	0.00	109	2 ▲	Uganda	0.39	0.00	128	2 ▼
Nigeria	0.41	0.00	118	3 ▲	Ukraine	0.50	-0.01	76	2 ▼
North Macedonia	0.53	0.00	63	1 ▲	United Arab Emirates	0.63	-0.01	37	0
Norway	0.89	-0.01	2	0	United Kingdom	0.79	0.00	15	1 ▲
Pakistan	0.39	0.00	129	2 ▲	United States	0.71	0.01	26	1 ▲
Panama	0.52	0.00	72	1 ▼	Uruguay	0.71	0.00	25	0
Paraguay	0.47	-0.01	96	0	Uzbekistan	0.50	0.01	78	7 ▲
Peru	0.49	0.00	90	3 ▼	Venezuela, RB	0.26	0.00	140	0
Philippines	0.47	0.01	97	5 ▲	Vietnam	0.49	0.00	84	4 ▲
Poland	0.64	0.00	36	0	Zambia	0.45	0.01	103	4 ▲
Portugal	0.69	-0.01	27	1 ▼	Zimbabwe	0.39	0.00	124	3 ▲
Romania	0.63	0.01	38	3 ▲					
Russian Federation	0.45	-0.02	107	6 ▼					

* Scores and changes in score are rounded to two decimal places.

† The change in rankings was calculated by comparing the positions of the 139 countries and jurisdictions measured in the 2021 Index with the rankings of the same 139 countries and jurisdictions in 2022, exclusive of the one new addition to the 2022 Index, Gabon.

Features of the WJP Rule of Law Index

The World Justice Project (WJP) developed the *WJP Rule of Law Index* to serve as a quantitative tool that measures the rule of law in practice. The Index's methodology and comprehensive definition of the rule of law are the products of intensive consultation and vetting with academics, practitioners, and community leaders from more than 100 countries and jurisdictions and 17 professional disciplines.

The scores and rankings of the eight factors and 44 sub-factors of the Index draw from two sources of data collected by the WJP:

1. **A General Population Poll (GPP)** conducted by leading local polling companies, using a representative sample of 1,000¹ respondents in each country and jurisdiction.
2. **Qualified Respondents' Questionnaires (QRQs)** consisting of closed-ended questions completed by in-country legal practitioners, experts, and academics with expertise in civil and commercial law; constitutional law, civil liberties, and criminal law; labor law; and public health.²

Taken together, these two data sources provide current, original information reflecting the experiences and perceptions of the general public and in-country legal practitioners and experts in 140 countries and jurisdictions worldwide.

Rule of Law in Practice

The Index measures adherence to the rule of law by looking at policy outcomes, such as whether people have access to courts or whether crime is effectively controlled. This stands in contrast to efforts that focus on the written legal code, or the institutional means by which a society may seek to achieve these policy outcomes.

Comprehensive and Multi-Dimensional

While other indices cover particular aspects of the rule of law, such as absence of corruption or human rights, they do not yield a full picture of the state of the rule of law. The *WJP Rule of Law Index* is the only global instrument that looks at the rule of law comprehensively.

Perspective of Ordinary People

The *WJP Rule of Law Index* puts people at its core. It looks at a country's adherence to the rule of law from the perspective of ordinary individuals and their experiences with the rule of law in their societies. The Index examines practical, everyday situations, such as whether people can access public services and whether a dispute among neighbors can be resolved peacefully and cost-effectively by an independent adjudicator.

New Data Anchored in Actual Experiences

The Index is the only comprehensive set of indicators on the rule of law that is based on primary data. Index scores are built from the assessments of residents (generally 1,000 respondents per country or jurisdiction) and local legal practitioners and experts, which ensure that the findings reflect the conditions experienced by actual people, including residents from marginalized sectors of society.

Culturally Competent

The Index has been designed to be applied in countries and jurisdictions with vastly different social, cultural, economic, and political systems. No society has ever attained—let alone sustained—a perfect realization of the rule of law. Every country faces the perpetual challenge of building and renewing the structures, institutions, and norms that can support and sustain a rule of law culture.

Country-Specific Data and Online Tools

In addition to this written report, an interactive online platform for country-specific *WJP Rule of Law Index* data is available at: worldjusticeproject.org. The interactive data site invites viewers to browse each of the 140 country and jurisdiction profiles and explore overall and factor scores.



Scan the QR code or visit worldjusticeproject.org/index to view our interactive data portal.

1. Due to small populations or obstacles to data collection in certain countries and jurisdictions, the sampling plan was adjusted in some cases. One adjustment was to decrease the sample size. For more information on specific countries and jurisdictions and sample sizes, see pages 186-189.

2. Please see the "Methodology" section on page 183 of this report for more detailed information regarding data collection and score computation.

Defining the Rule of Law

Effective rule of law reduces corruption, combats poverty and disease, and protects people from injustices large and small. It is the foundation for communities of justice, opportunity, and peace—underpinning development, accountable government, and respect for fundamental rights. Traditionally, the rule of law has been viewed as the domain of lawyers and judges. However, everyday issues of safety, rights, justice, and governance affect us all; everyone is a stakeholder in the rule of law.

Despite its profound importance for fair and functioning societies, the rule of law is notoriously difficult to define and measure. A simple way of approaching it is to examine a set of outcomes that the rule of law brings to societies, each of which reflects one aspect of the complex concept of the rule of law. The *WJP Rule of Law Index* seeks to embody these outcomes within a simple and coherent framework.

The *WJP Rule of Law Index* captures adherence to the rule of law as defined by the WJP's universal principles (see following page) through a comprehensive and multi-dimensional set of outcome indicators, each of which reflects a particular aspect of this complex concept. The theoretical framework linking these outcome indicators draws upon two main principles pertaining to the relationship between the state and the governed.

The first principle measures whether the law imposes limits on the exercise of power by the state and its agents, as well as individuals and private entities. This is measured in Factors One, Two, Three, and Four of the Index. The second principle measures whether the state limits the actions of members of society and fulfills its basic duties towards its population so that the public interest is served, people are protected from violence, and all members of society have access to dispute settlement and grievance mechanisms. This is measured in Factors Five, Six, Seven, and Eight of the Index. Although broad in scope, this framework assumes very little about the functions of the state, and when it does, it incorporates functions that are recognized by practically all societies, such as the provision of justice or the guarantee of order and security.

The resulting set of indicators is also an effort to strike a balance between what scholars call a “thin” or minimalist conception of the rule of law that focuses on formal, procedural rules, and a “thick” conception that includes substantive characteristics, such as self-governance and various fundamental rights and freedoms. Striking this balance between “thin” and “thick” conceptions of the rule of law enables the Index to apply to different types of social and political systems, including those that lack many of the features that characterize democratic nations, while including sufficient substantive characteristics to render the rule of law as more than a system of rules. The Index recognizes

that a system of law that fails to respect core human rights guaranteed under international law is at best “rule by law” and does not deserve to be called a rule of law system.

The rule of law affects all of us in our everyday lives. Although we may not be aware of it, the rule of law is profoundly important—and not just for lawyers or judges. Every sector of society is a stakeholder in the rule of law. Below are a few examples:

Business Environment

Imagine an investor seeking to commit resources abroad. She would probably think twice before investing in a country where corruption is rampant, property rights are ill-defined, and contracts are difficult to enforce. Uneven enforcement of regulations, corruption, insecure property rights, and ineffective means to settle disputes undermine legitimate business and deter both domestic and foreign investment.

Public Works

Consider the bridges, roads, or runways we traverse daily—or the offices and buildings in which we live, work, and play. What would happen if building codes governing design and safety were not enforced? What if government officials and contractors used low-quality materials to pocket the surplus? Weak regulatory enforcement and corruption decrease the security of physical infrastructure and waste scarce resources, which are essential to a thriving economy.

Public Health and Environment

Consider the implications of pollution, wildlife poaching, and deforestation for public health and the environment. What would happen if a company were pouring harmful chemicals into a river in a highly populated area and the environmental inspector ignored these actions in exchange for a bribe? Adherence to the rule of law is essential to holding governments, businesses, civil society organizations, and communities accountable for protecting public health and the environment.

The Four Universal Principles of the Rule of Law

The World Justice Project defines the rule of law as a durable system of laws, institutions, norms, and community commitment that delivers:

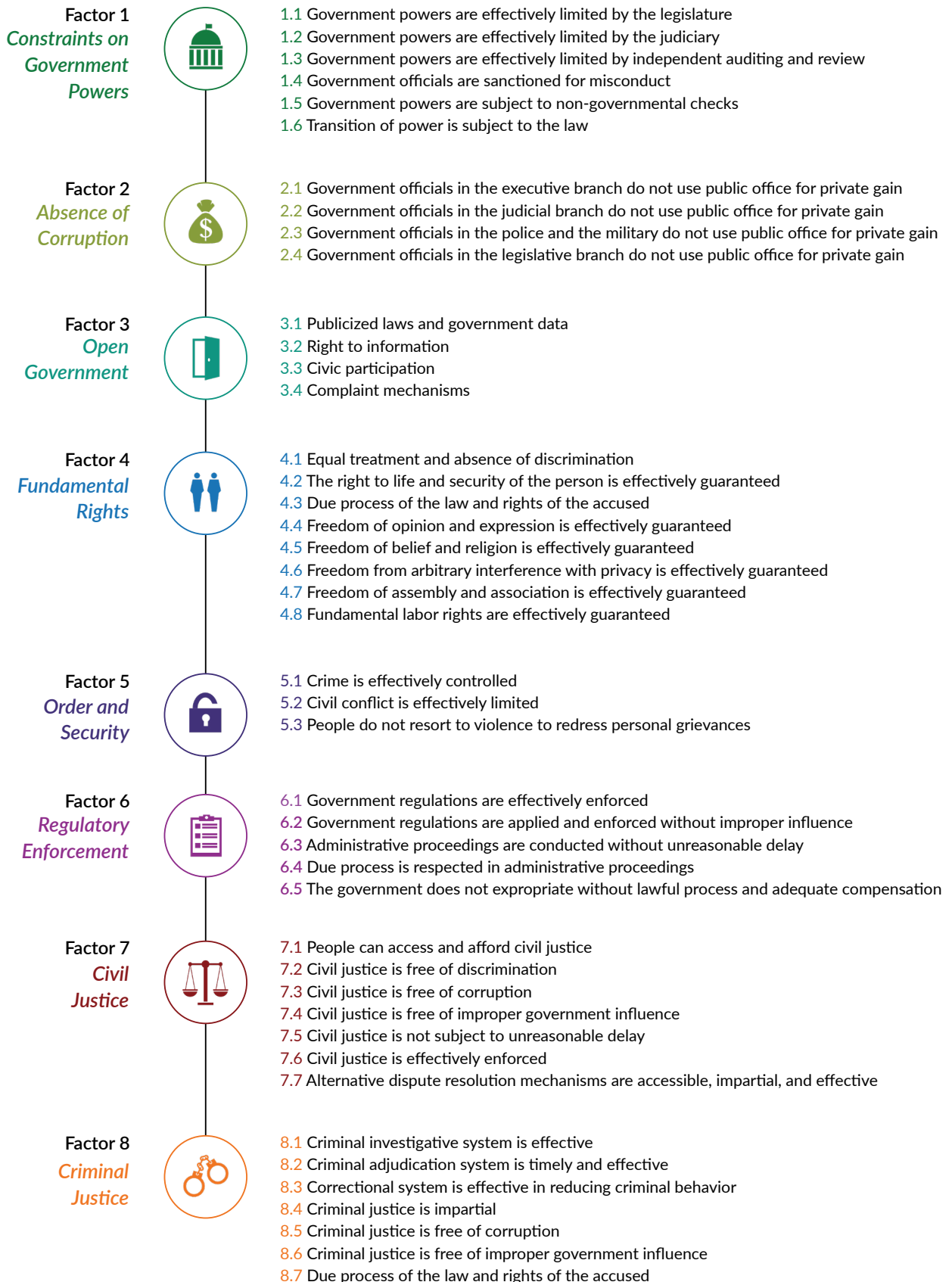


The four universal principles are further developed in the following eight factors of the annual *WJP Rule of Law Index*:

Constraints on Government Powers, Absence of Corruption, Open Government, Fundamental Rights, Order and Security, Regulatory Enforcement, Civil Justice, and Criminal Justice.

Conceptual Framework of the WJP Rule of Law Index

The conceptual framework of the *WJP Rule of Law Index* is comprised of eight factors further disaggregated into 44 sub-factors. These factors and sub-factors are presented below and described in detail in the section that follows.



Informal Justice and the Rule of Law

The conceptual framework of the Index includes a ninth factor on informal justice that is not included in the Index's aggregate scores and rankings. Informal justice systems often play a large role in countries and jurisdictions where formal legal institutions are weak, remote, or perceived as ineffective. As such, the WJP has devoted effort to collecting data on informal justice through our surveys. Nonetheless, the complexities of these systems and the difficulties of systematically measuring their fairness and effectiveness make cross-country assessments extraordinarily challenging. For this reason, the informal justice factor is not included in the Index scores and rankings.

Factor 9: Informal Justice

- 9.1 Informal justice is timely and effective
- 9.2 Informal justice is impartial and free of improper influence
- 9.3 Informal justice respects and protects fundamental rights

Indicators of the WJP Rule of Law Index

FACTOR ONE: Constraints on Government Powers

1.1 Government powers are effectively limited by the legislature

Measures whether legislative bodies have the independence and the ability in practice to exercise effective checks on and oversight of the government.

1.2 Government powers are effectively limited by the judiciary

Measures whether the judiciary has the independence and the ability in practice to exercise effective checks on and oversight of the government.

1.3 Government powers are effectively limited by independent auditing and review

Measures whether comptrollers or auditors, as well as national human rights ombudsman agencies, have sufficient independence and the ability to exercise effective checks on and oversight of the government.

1.4 Government officials are sanctioned for misconduct

Measures whether government officials in the executive, legislature, judiciary, and the police are investigated, prosecuted, and punished for official misconduct and other violations.

1.5 Government powers are subject to non-governmental checks

Measures whether an independent media, civil society organizations, political parties, and individuals are free to report and comment on government policies without fear of retaliation.

1.6 Transition of power is subject to the law

Measures whether government officials are elected or appointed in accordance with the rules and procedures set forth in the constitution. Where elections take place, it also measures the integrity of the electoral process, including access to the ballot, the absence of intimidation, and public scrutiny of election results.

FACTOR TWO: Absence of Corruption

2.1 Government officials in the executive branch do not use public office for private gain

Measures the prevalence of bribery, informal payments, and other inducements in the delivery of public services and the enforcement of regulations. It also measures whether government procurement and public works contracts are awarded through an open and competitive bidding process, and whether government officials at various levels of the executive branch refrain from embezzling public funds.

2.2 Government officials in the judicial branch do not use public office for private gain

Measures whether judges and judicial officials refrain from soliciting and accepting bribes to perform duties or expedite processes, and whether the judiciary and judicial rulings are free of improper influence by the government, private interests, or criminal organizations.

2.3 Government officials in the police and the military do not use public office for private gain

Measures whether police officers and criminal investigators refrain from soliciting and accepting bribes to perform basic police services or to investigate crimes, and whether government officials in the police and the military are free of improper influence by private interests or criminal organizations.

2.4 Government officials in the legislative branch do not use public office for private gain

Measures whether members of the legislature refrain from soliciting or accepting bribes or other inducements in exchange for political favors or favorable votes on legislation.

FACTOR THREE: Open Government

3.1 Publicized laws and government data

Measures whether basic laws and information on legal rights are publicly available, presented in plain language, and made accessible in all languages used in the country or jurisdiction. It also measures the quality and accessibility of information published by the government in print or online, and whether administrative regulations, drafts of legislation, and high court decisions are made accessible to the public in a timely manner.

3.2 Right to information

Measures whether requests for information held by a government agency are granted, whether these requests are granted within a reasonable time period, if the information provided is pertinent and complete, and if requests for information are granted at a reasonable cost and without having to pay a bribe. It also measures whether people are aware of their right to information, and whether relevant records are accessible to the public upon request.

3.3 Civic participation

Measures the effectiveness of civic participation mechanisms, including the protection of the freedoms of opinion and expression, assembly and association, and the right to petition the government. It also measures whether people can voice concerns to various government officers and whether government officials provide sufficient information and notice about decisions affecting the community.

3.4 Complaint mechanisms

Measures whether people are able to bring specific complaints to the government about the provision of public services or the performance of government officers in carrying out their legal duties in practice, and how government officials respond to such complaints.

FACTOR FOUR: Fundamental Rights

4.1 Equal treatment and absence of discrimination

Measures whether individuals are free from discrimination—based on socio-economic status, gender, ethnicity, religion, national origin, sexual orientation, or gender identity—with respect to public services, employment, court proceedings, and the justice system.

4.2 The right to life and security of the person is effectively guaranteed

Measures whether the police inflict physical harm upon criminal suspects during arrest and interrogation, and whether political dissidents or members of the media are subjected to unreasonable searches, arrest, detention, imprisonment, threats, abusive treatment, or violence.

4.3 Due process of the law and rights of the accused

Measures whether the basic rights of criminal suspects are respected, including the presumption of innocence and the freedom from arbitrary arrest and unreasonable pre-trial detention. It also measures whether criminal suspects are able to access and challenge evidence used against them, whether they are subject to abusive treatment, and whether they are provided with adequate legal assistance. In addition, it measures whether the basic rights of prisoners are respected once they have been convicted of a crime.

4.4 Freedom of opinion and expression is effectively guaranteed

Measures whether an independent media, civil society organizations, political parties, and individuals are free to report and comment on government policies without fear of retaliation.

4.5 Freedom of belief and religion is effectively guaranteed

Measures whether members of religious minorities can worship and conduct religious practices freely and publicly, and whether non-adherents are protected from having to submit to religious laws.

4.6 Freedom from arbitrary interference with privacy is effectively guaranteed

Measures whether the police or other government officials conduct physical searches without warrants, or intercept electronic communications of private individuals without judicial authorization.

4.7 Freedom of assembly and association is effectively guaranteed

Measures whether people can freely attend community meetings, join political organizations, hold peaceful public demonstrations, sign petitions, and express opinions against government policies and actions without fear of retaliation.

4.8 Fundamental labor rights are effectively guaranteed

Measures the effective enforcement of fundamental labor rights, including freedom of association and the right to collective bargaining, the absence of discrimination with respect to employment, and freedom from forced labor and child labor.

 **FACTOR FIVE:**
Order and Security

5.1 Crime is effectively controlled

Measures the prevalence of common crimes, including homicide, kidnapping, burglary and theft, armed robbery, and extortion, as well as people's general perceptions of safety in their communities.

5.2 Civil conflict is effectively limited

Measures whether people are effectively protected from armed conflict and terrorism.

5.3 People do not resort to violence to redress personal grievances

Measures whether people resort to intimidation or violence to resolve civil disputes amongst themselves or to seek redress from the government, and whether people are free from mob violence.

 **FACTOR SIX:**
Regulatory Enforcement

6.1 Government regulations are effectively enforced

Measures whether government regulations, such as labor, environmental, public health, commercial, and consumer protection regulations are effectively enforced.

6.2 Government regulations are applied and enforced without improper influence

Measures whether the enforcement of regulations is subject to bribery or improper influence by private interests, and whether public services, such as the issuance of permits and licenses and the administration of public health services, are provided without bribery or other illegal inducements.

6.3 Administrative proceedings are conducted without unreasonable delay

Measures whether administrative proceedings at the national and local levels are conducted without unreasonable delay.

6.4 Due process is respected in administrative proceedings

Measures whether due process of the law is respected in administrative proceedings conducted by national and local authorities in issue areas such as the environment, taxes, and labor.

6.5 The government does not expropriate without lawful process and adequate compensation

Measures whether the government respects the property rights of people and corporations, refrains from the illegal seizure of private property, and provides adequate compensation when property is legally expropriated.

 **FACTOR SEVEN:**
Civil Justice

7.1 People can access and afford civil justice

Measures the accessibility and affordability of civil courts, including whether people are aware of available remedies; can access and afford legal advice and representation; and can access the court system without incurring unreasonable fees, encountering unreasonable procedural hurdles, or experiencing physical or linguistic barriers.

7.2 Civil justice is free of discrimination

Measures whether the civil justice system discriminates in practice based on socio-economic status, gender, ethnicity, religion, national origin, sexual orientation, or gender identity.

7.3 Civil justice is free of corruption

Measures whether the civil justice system is free of bribery and improper influence by private interests.

7.4 Civil justice is free of improper government influence

Measures whether the civil justice system is free of improper government or political influence.

7.5 Civil justice is not subject to unreasonable delay

Measures whether civil justice proceedings are conducted and judgments are produced in a timely manner without unreasonable delay.

7.6 Civil justice is effectively enforced

Measures the effectiveness and timeliness of the enforcement of civil justice decisions and judgments in practice.

7.7 Alternative dispute resolution mechanisms are accessible, impartial, and effective

Measures whether alternative dispute resolution mechanisms (ADRs) are affordable, efficient, enforceable, and free of corruption.

8.1 Criminal investigative system is effective

Measures whether perpetrators of crimes are effectively apprehended and charged. It also measures whether police, investigators, and prosecutors have adequate resources, are free of corruption, and perform their duties competently.

8.2 Criminal adjudication system is timely and effective

Measures whether perpetrators of crimes are effectively prosecuted and punished. It also measures whether criminal judges and other judicial officers are competent and produce speedy decisions.

8.3 Correctional system is effective in reducing criminal behavior

Measures whether correctional institutions are secure, respect prisoners' rights, and are effective in preventing recidivism.

8.4 Criminal justice is impartial

Measures whether the police and criminal judges are impartial and whether they discriminate in practice based on socio-economic status, gender, ethnicity, religion, national origin, sexual orientation, or gender identity.

8.5 Criminal justice is free of corruption

Measures whether the police, prosecutors, and judges are free of bribery and improper influence from criminal organizations.

8.6 Criminal justice is free of improper government influence

Measures whether the criminal justice system is independent from government or political influence.

8.7 Due process of the law and rights of the accused

Measures whether the basic rights of criminal suspects are respected, including the presumption of innocence and the freedom from arbitrary arrest and unreasonable pre-trial detention. It also measures whether criminal suspects can access and challenge evidence used against them, whether they are subject to abusive treatment, and whether they are provided with adequate legal assistance. In addition, it measures whether the basic rights of prisoners are respected once they have been convicted of a crime.

A stylized profile of a human head, facing right, rendered in a gradient of warm colors from light orange to bright yellow. The head is positioned on the right side of the frame, with the text overlaid on the left side.

SECTION 2

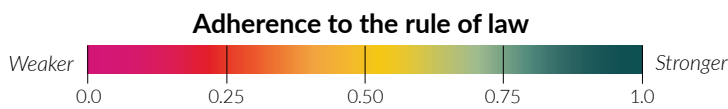
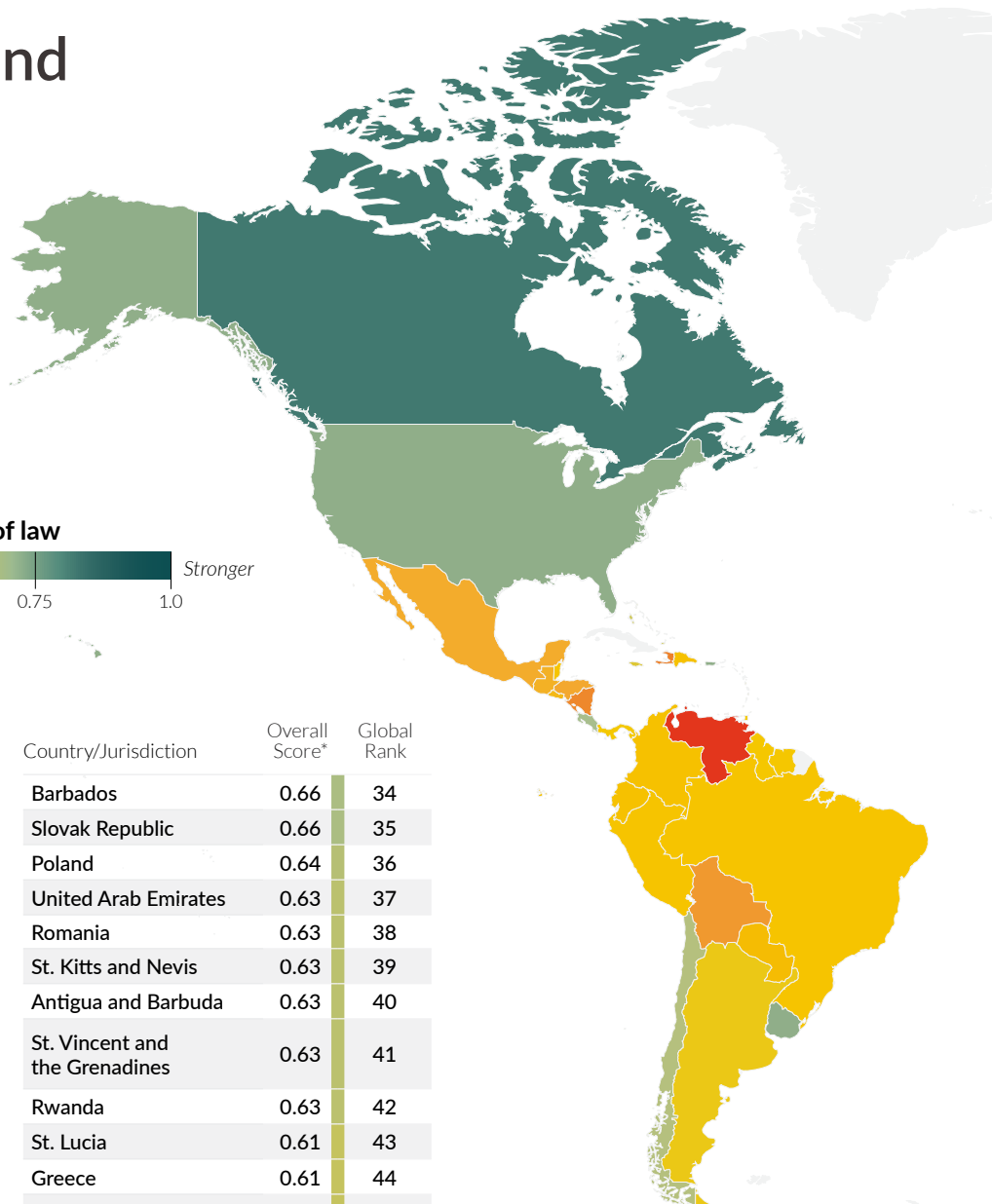
Scores and Rankings



- 22** Rule of Law Around the World
- 24** Rule of Law by Region
- 26** Rule of Law by Income
- 28** Rule of Law by Factor

Rule of Law Around the World

The table below shows the overall scores and rankings of the *WJP Rule of Law Index*® 2022 by country rank. Scores range from 0 to 1, with 1 indicating the strongest adherence to the rule of law.

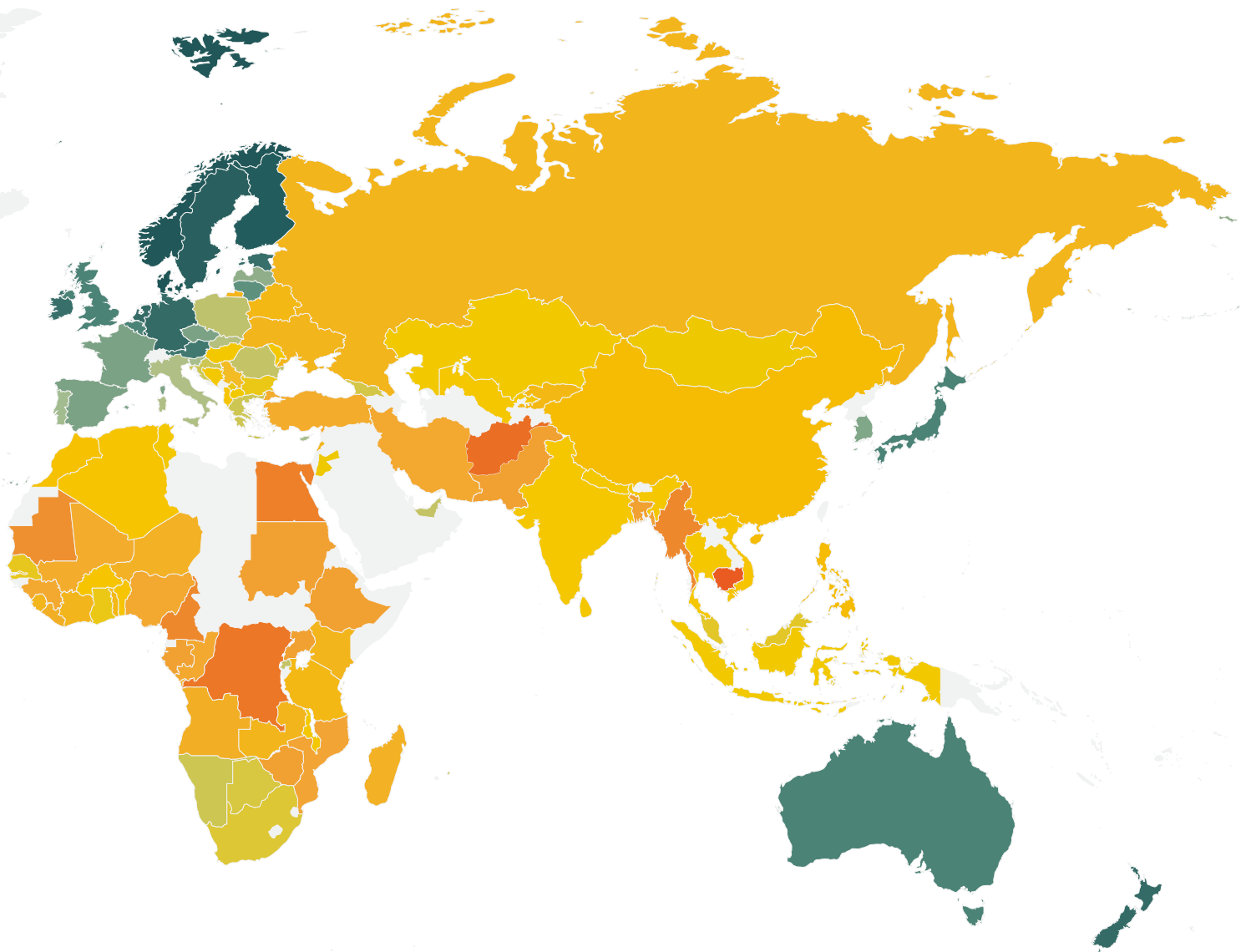


Country/Jurisdiction	Overall Score*	Global Rank
Denmark	0.90	1
Norway	0.89	2
Finland	0.87	3
Sweden	0.86	4
Netherlands	0.83	5
Germany	0.83	6
New Zealand	0.83	7
Luxembourg	0.83	8
Estonia	0.82	9
Ireland	0.81	10
Austria	0.80	11
Canada	0.80	12
Australia	0.79	13
Belgium	0.79	14
United Kingdom	0.79	15
Japan	0.79	16
Singapore	0.78	17
Lithuania	0.76	18
Korea, Rep.	0.73	19
Czech Republic	0.73	20
France	0.73	21
Hong Kong SAR, China	0.73	22
Spain	0.73	23
Latvia	0.72	24
Uruguay	0.71	25
United States	0.71	26
Portugal	0.69	27
Cyprus	0.68	28
Costa Rica	0.68	29
Malta	0.68	30
Slovenia	0.68	31
Italy	0.67	32
Chile	0.66	33

Country/Jurisdiction	Overall Score*	Global Rank
Barbados	0.66	34
Slovak Republic	0.66	35
Poland	0.64	36
United Arab Emirates	0.63	37
Romania	0.63	38
St. Kitts and Nevis	0.63	39
Antigua and Barbuda	0.63	40
St. Vincent and the Grenadines	0.63	41
Rwanda	0.63	42
St. Lucia	0.61	43
Greece	0.61	44
Mauritius	0.61	45
Namibia	0.61	46
Croatia	0.61	47
The Bahamas	0.61	48
Georgia	0.60	49
Grenada	0.59	50
Botswana	0.59	51
Jamaica	0.58	52
Dominica	0.58	53
South Africa	0.58	54
Malaysia	0.57	55
Senegal	0.56	56
Kosovo	0.56	57
Ghana	0.55	58
Argentina	0.55	59
Bulgaria	0.55	60
Jordan	0.54	61
Mongolia	0.54	62
North Macedonia	0.53	63
Indonesia	0.53	64
Kazakhstan	0.53	65

Country/Jurisdiction	Overall Score*	Global Rank
Malawi	0.52	66
Trinidad and Tobago	0.52	67
Moldova	0.52	68
Nepal	0.52	69
Bosnia and Herzegovina	0.52	70
Tunisia	0.52	71
Panama	0.52	72
Hungary	0.52	73
Sri Lanka	0.50	74
Guyana	0.50	75
Ukraine	0.50	76
India	0.50	77
Uzbekistan	0.50	78
Suriname	0.50	79
Thailand	0.50	80
Brazil	0.49	81
Burkina Faso	0.49	82
Serbia	0.49	83
Vietnam	0.49	84

* Scores are rounded to two decimal places.



Country/Jurisdiction	Overall Score*	Global Rank	Country/Jurisdiction	Overall Score*	Global Rank	Country/Jurisdiction	Overall Score*	Global Rank
Belize	0.49	85	Kenya	0.45	104	Ethiopia	0.39	123
The Gambia	0.49	86	Sierra Leone	0.45	105	Zimbabwe	0.39	124
Albania	0.49	87	Lebanon	0.45	106	Sudan	0.39	125
Benin	0.49	88	Russian Federation	0.45	107	Gabon	0.39	126
Algeria	0.49	89	Côte d'Ivoire	0.45	108	Bangladesh	0.39	127
Peru	0.49	90	Niger	0.44	109	Uganda	0.39	128
Colombia	0.48	91	Guatemala	0.44	110	Pakistan	0.39	129
Dominican Republic	0.48	92	Madagascar	0.44	111	Bolivia	0.38	130
Ecuador	0.48	93	Liberia	0.43	112	Mauritania	0.37	131
Morocco	0.48	94	Angola	0.43	113	Myanmar	0.36	132
China	0.47	95	Mali	0.42	114	Nicaragua	0.36	133
Paraguay	0.47	96	Mexico	0.42	115	Cameroon	0.36	134
Philippines	0.47	97	Turkey	0.42	116	Egypt, Arab Rep.	0.35	135
Tanzania	0.46	98	Guinea	0.41	117	Haiti	0.35	136
Belarus	0.46	99	Nigeria	0.41	118	Congo, Dem. Rep.	0.34	137
Kyrgyz Republic	0.46	100	Iran, Islamic Rep.	0.41	119	Afghanistan	0.33	138
Togo	0.46	101	Congo, Rep.	0.41	120	Cambodia	0.31	139
El Salvador	0.46	102	Honduras	0.41	121	Venezuela, RB	0.26	140
Zambia	0.45	103	Mozambique	0.40	122			

* Scores are rounded to two decimal places.

Rule of Law Around the World by Region

East Asia and Pacific

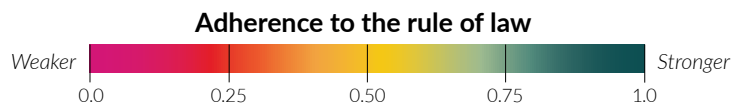
Country/Jurisdiction	Regional Rank	Overall Score*	Change in Overall Score*	% Change in Overall Score*	Global Rank	Change in Global Rank†						
New Zealand	1/15	0.83	0.00	-0.5%	7	0						
Australia	2/15	0.79	0.00	0.1%	13	0						
Japan	3/15	0.79	0.00	0.0%	16	1 ▼						
Singapore	4/15	0.78	0.00	-0.5%	17	0						
Korea, Rep.	5/15	0.73	0.00	-0.4%	19	1 ▲						
Hong Kong SAR, China	6/15	0.73	-0.02	-2.8%	22	3 ▼						
Malaysia	7/15	0.57	-0.01	-1.7%	55	1 ▼						
Mongolia	8/15	0.54	-0.01	-1.3%	62	1 ▼						
Indonesia	9/15	0.53	0.01	1.6%	64	4 ▲						
Thailand	10/15	0.50	0.00	-0.2%	80	0						
Vietnam	11/15	0.49	0.00	0.1%	84	4 ▲						
China	12/15	0.47	0.00	0.5%	95	3 ▲						
Philippines	13/15	0.47	0.01	1.4%	97	5 ▲						
Myanmar	14/15	0.36	-0.03	-7.7%	132	3 ▼						
Cambodia	15/15	0.31	-0.01	-2.0%	139	0						

Eastern Europe and Central Asia

Country/Jurisdiction	Regional Rank	Overall Score*	Change in Overall Score*	% Change in Overall Score*	Global Rank	Change in Global Rank†						
Georgia	1/14	0.60	0.00	-0.6%	49	0						
Kosovo	2/14	0.56	0.01	2.4%	57	3 ▲						
North Macedonia	3/14	0.53	0.00	0.4%	63	1 ▲						
Kazakhstan	4/14	0.53	0.00	0.7%	65	1 ▲						
Moldova	5/14	0.52	0.01	1.9%	68	5 ▲						
Bosnia and Herzegovina	6/14	0.52	0.00	0.9%	70	2 ▲						
Ukraine	7/14	0.50	-0.01	-2.0%	76	2 ▼						
Uzbekistan	8/14	0.50	0.01	1.0%	78	7 ▲						
Serbia	9/14	0.49	0.00	-0.8%	83	2 ▼						
Albania	10/14	0.49	0.00	-0.9%	87	4 ▼						
Belarus	11/14	0.46	-0.02	-3.2%	99	2 ▼						
Kyrgyz Republic	12/14	0.46	-0.01	-1.3%	100	1 ▼						
Russian Federation	13/14	0.45	-0.02	-3.5%	107	6 ▼						
Turkey	14/14	0.42	0.00	-0.4%	116	1 ▲						

EU, EFTA, and North America (European Union, European Free Trade Association, and North America)

Country/Jurisdiction	Regional Rank	Overall Score*	Change in Overall Score*	% Change in Overall Score*	Global Rank	Change in Global Rank†						
Denmark	1/31	0.90	0.00	0.3%	1	0						
Norway	2/31	0.89	-0.01	-1.1%	2	0						
Finland	3/31	0.87	-0.01	-0.8%	3	0						
Sweden	4/31	0.86	0.00	-0.5%	4	0						
Netherlands	5/31	0.83	0.00	0.2%	5	1 ▲						
Germany	6/31	0.83	-0.01	-0.6%	6	1 ▼						
Luxembourg	7/31	0.83	0.00	-0.2%	8	0						
Estonia	8/31	0.82	0.01	1.2%	9	2 ▲						
Ireland	9/31	0.81	0.00	0.1%	10	0						
Austria	10/31	0.80	-0.01	-1.2%	11	2 ▼						
Canada	11/31	0.80	0.00	0.0%	12	0						
Belgium	12/31	0.79	0.00	-0.1%	14	0						
United Kingdom	13/31	0.79	0.00	0.3%	15	1 ▲						
Lithuania	14/31	0.76	0.01	1.7%	18	0						
Czech Republic	15/31	0.73	0.00	0.5%	20	2 ▲						
France	16/31	0.73	0.01	1.4%	21	2 ▲						
Spain	17/31	0.73	0.00	-0.3%	23	2 ▼						
Latvia	18/31	0.72	0.01	1.1%	24	0						
United States	19/31	0.71	0.01	1.8%	26	1 ▲						
Portugal	20/31	0.69	-0.01	-1.5%	27	1 ▼						
Cyprus	21/31	0.68	0.00	0.0%	28	0						
Malta	22/31	0.68	0.00	-0.3%	30	0						
Slovenia	23/31	0.68	-0.01	-0.8%	31	2 ▼						
Italy	24/31	0.67	0.01	1.0%	32	2 ▲						
Slovak Republic	25/31	0.66	-0.01	-0.9%	35	2 ▼						
Poland	26/31	0.64	0.00	0.3%	36	0						
Romania	27/31	0.63	0.01	0.9%	38	3 ▲						
Greece	28/31	0.61	0.01	1.0%	44	4 ▲						
Croatia	29/31	0.61	0.00	0.6%	47	1 ▼						
Bulgaria	30/31	0.55	0.01	1.0%	60	2 ▲						
Hungary	31/31	0.52	0.00	-0.8%	73	4 ▼						



* Scores and changes in score are rounded to two decimal places.

† The change in rankings was calculated by comparing the positions of the 139 countries and jurisdictions measured in the 2021 Index with the rankings of the same 139 countries and jurisdictions in 2022, exclusive of the one new addition to the 2022 Index, Gabon.

Latin America and Caribbean

Country/Jurisdiction	Regional Rank	Overall Score*	Change in Overall Score*	% Change in Overall Score*	Global Rank	Change in Global Rank†						
Uruguay	1/32	0.71	0.00	0.0%	25	0						
Costa Rica	2/32	0.68	0.00	0.7%	29	2 ▲						
Chile	3/32	0.66	0.00	-0.2%	33	1 ▼						
Barbados	4/32	0.66	0.01	1.1%	34	1 ▲						
St. Kitts and Nevis	5/32	0.63	0.00	0.3%	39	1 ▲						
Antigua and Barbuda	6/32	0.63	0.00	-0.4%	40	1 ▼						
St. Vincent and the Grenadines	7/32	0.63	-0.01	-0.8%	41	3 ▼						
St. Lucia	8/32	0.61	0.00	-0.8%	43	0						
The Bahamas	9/32	0.61	0.00	-0.4%	48	1 ▼						
Grenada	10/32	0.59	0.00	0.4%	50	0						
Jamaica	11/32	0.58	0.01	1.6%	52	3 ▲						
Dominica	12/32	0.58	0.00	-0.3%	53	0						
Argentina	13/32	0.55	-0.01	-1.7%	59	3 ▼						
Trinidad and Tobago	14/32	0.52	-0.01	-2.1%	67	4 ▼						
Panama	15/32	0.52	0.00	-0.2%	72	1 ▼						
Guyana	16/32	0.50	0.00	0.1%	75	3 ▲						
Suriname	17/32	0.50	0.00	1.0%	79	5 ▲						
Brazil	18/32	0.49	-0.01	-1.2%	81	4 ▼						
Belize	19/32	0.49	0.01	2.0%	85	8 ▲						
Peru	20/32	0.49	0.00	-0.8%	90	3 ▼						
Colombia	21/32	0.48	-0.01	-1.1%	91	5 ▼						
Dominican Republic	22/32	0.48	0.01	1.1%	92	2 ▲						
Ecuador	23/32	0.48	0.00	-0.6%	93	1 ▼						
Paraguay	24/32	0.47	-0.01	-1.6%	96	0						
El Salvador	25/32	0.46	-0.02	-4.1%	102	7 ▼						
Guatemala	26/32	0.44	0.00	-1.0%	110	1 ▼						
Mexico	27/32	0.42	-0.01	-1.2%	115	2 ▼						
Honduras	28/32	0.41	0.01	3.1%	121	5 ▲						
Bolivia	29/32	0.38	-0.01	-3.0%	130	0						
Nicaragua	30/32	0.36	-0.02	-4.6%	133	1 ▼						
Haiti	31/32	0.35	-0.02	-6.4%	136	3 ▼						
Venezuela, RB	32/32	0.26	0.00	-1.4%	140	0						

Middle East and North Africa

Country/Jurisdiction	Regional Rank	Overall Score*	Change in Overall Score*	% Change in Overall Score*	Global Rank	Change in Global Rank†						
United Arab Emirates	1/8	0.63	-0.01	-0.9%	37	0						
Jordan	2/8	0.54	-0.01	-1.8%	61	2 ▼						
Tunisia	3/8	0.52	-0.01	-1.9%	71	6 ▼						
Algeria	4/8	0.49	-0.01	-1.1%	89	7 ▼						
Morocco	5/8	0.48	-0.01	-1.5%	94	4 ▼						
Lebanon	6/8	0.45	0.00	-0.8%	106	2 ▼						
Iran, Islamic Rep.	7/8	0.41	-0.01	-2.6%	119	0						
Egypt, Arab Rep.	8/8	0.35	0.00	1.4%	135	2 ▲						

South Asia

Country/Jurisdiction	Regional Rank	Overall Score*	Change in Overall Score*	% Change in Overall Score*	Global Rank	Change in Global Rank†						
Nepal	1/6	0.52	0.00	0.2%	69	1 ▲						
Sri Lanka	2/6	0.50	0.00	-0.3%	74	2 ▲						
India	3/6	0.50	0.00	-0.4%	77	2 ▲						
Bangladesh	4/6	0.39	-0.01	-1.5%	127	2 ▼						
Pakistan	5/6	0.39	0.00	-0.2%	129	2 ▲						
Afghanistan	6/6	0.33	-0.02	-6.3%	138	3 ▼						

Sub-Saharan Africa

Country/Jurisdiction	Regional Rank	Overall Score*	Change in Overall Score*	% Change in Overall Score*	Global Rank	Change in Global Rank†						
Rwanda	1/34	0.63	0.01	1.4%	42	0						
Mauritius	2/34	0.61	0.00	0.5%	45	0						
Namibia	3/34	0.61	-0.01	-1.0%	46	2 ▼						
Botswana	4/34	0.59	0.00	0.3%	51	0						
South Africa	5/34	0.58	-0.01	-1.3%	54	2 ▼						
Senegal	6/34	0.56	0.01	1.2%	56	1 ▲						
Ghana	7/34	0.55	0.00	-0.3%	58	0						
Malawi	8/34	0.52	0.00	0.2%	66	1 ▲						
Burkina Faso	9/34	0.49	-0.01	-2.5%	82	7 ▼						
The Gambia	10/34	0.49	0.00	0.0%	86	3 ▲						
Benin	11/34	0.49	0.00	0.4%	88	3 ▲						
Tanzania	12/34	0.46	0.00	-0.8%	98	2 ▲						
Togo	13/34	0.46	0.00	0.9%	101	2 ▲						
Zambia	14/34	0.45	0.01	1.5%	103	4 ▲						
Kenya	15/34	0.45	0.00	1.0%	104	2 ▲						
Sierra Leone	16/34	0.45	0.01	1.2%	105	3 ▲						
Côte d'Ivoire	17/34	0.45	0.00	-0.3%	108	3 ▼						
Niger	18/34	0.44	0.00	0.4%	109	2 ▲						
Madagascar	19/34	0.44	0.00	-0.4%	111	1 ▲						
Liberia	20/34	0.43	-0.01	-1.7%	112	2 ▼						
Angola	21/34	0.43	0.00	-0.3%	113	1 ▲						
Mali	22/34	0.42	0.00	-0.5%	114	1 ▲						
Guinea	23/34	0.41	0.00	-0.8%	117	3 ▲						
Nigeria	24/34	0.41	0.00	-1.1%	118	3 ▲						
Congo, Rep.	25/34	0.41	-0.01	-3.0%	120	2 ▼						
Mozambique	26/34	0.40	-0.01	-1.4%	122	1 ▲						
Ethiopia	27/34	0.39	-0.01	-3.6%	123	1 ▼						
Zimbabwe	28/34	0.39	0.00	-0.4%	124	3 ▲						
Sudan	29/34	0.39	-0.03	-7.9%	125	9 ▼						
Gabon	30/34	0.39	-	-	126	-						
Uganda	31/34	0.39	0.00	-0.8%	128	2 ▼						
Mauritania	32/34	0.37	0.00	0.4%	131	3 ▲						
Cameroon	33/34	0.36	0.00	1.0%	134	2 ▲						
Congo, Dem. Rep.	34/34	0.34	0.00	-1.2%	137	1 ▲						

* Scores and changes in score are rounded to two decimal places.

† The change in rankings was calculated by comparing the positions of the 139 countries and jurisdictions measured in the 2021 Index with the rankings of the same 139 countries and jurisdictions in 2022, exclusive of the one new addition to the 2022 Index, Gabon.

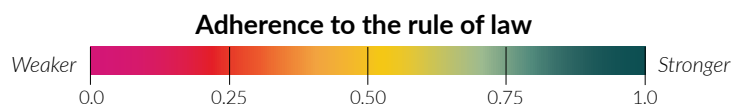
Rule of Law Around the World by Income*

Low Income

Country/Jurisdiction	Income Rank	Overall Score†	Change in Overall Score†	% Change in Overall Score†	Global Rank	Change in Global Rank‡						
Rwanda	1/17	0.63	0.01	1.4%	42	0						
Malawi	2/17	0.52	0.00	0.2%	66	1 ▲						
Burkina Faso	3/17	0.49	-0.01	-2.5%	82	7 ▼						
The Gambia	4/17	0.49	0.00	0.0%	86	3 ▲						
Togo	5/17	0.46	0.00	0.9%	101	2 ▲						
Sierra Leone	6/17	0.45	0.01	1.2%	105	3 ▲						
Niger	7/17	0.44	0.00	0.4%	109	2 ▲						
Madagascar	8/17	0.44	0.00	-0.4%	111	1 ▲						
Liberia	9/17	0.43	-0.01	-1.7%	112	2 ▼						
Mali	10/17	0.42	0.00	-0.5%	114	1 ▲						
Guinea	11/17	0.41	0.00	-0.8%	117	3 ▲						
Mozambique	12/17	0.40	-0.01	-1.4%	122	1 ▲						
Ethiopia	13/17	0.39	-0.01	-3.6%	123	1 ▼						
Sudan	14/17	0.39	-0.03	-7.9%	125	9 ▼						
Uganda	15/17	0.39	0.00	-0.8%	128	2 ▼						
Congo, Dem. Rep.	16/17	0.34	0.00	-1.2%	137	1 ▲						
Afghanistan	17/17	0.33	-0.02	-6.3%	138	3 ▼						

Lower-Middle Income

Country/Jurisdiction	Income Rank	Overall Score†	Change in Overall Score†	% Change in Overall Score†	Global Rank	Change in Global Rank‡						
Senegal	1/38	0.56	0.01	1.2%	56	1 ▲						
Ghana	2/38	0.55	0.00	-0.3%	58	0						
Mongolia	3/38	0.54	-0.01	-1.3%	62	1 ▼						
Indonesia	4/38	0.53	0.01	1.6%	64	4 ▲						
Nepal	5/38	0.52	0.00	0.2%	69	1 ▲						
Tunisia	6/38	0.52	-0.01	-1.9%	71	6 ▼						
Sri Lanka	7/38	0.50	0.00	-0.3%	74	2 ▲						
Ukraine	8/38	0.50	-0.01	-2.0%	76	2 ▼						
India	9/38	0.50	0.00	-0.4%	77	2 ▲						
Uzbekistan	10/38	0.50	0.01	1.0%	78	7 ▲						
Vietnam	11/38	0.49	0.00	0.1%	84	4 ▲						
Belize	12/38	0.49	0.01	2.0%	85	8 ▲						
Benin	13/38	0.49	0.00	0.4%	88	3 ▲						
Algeria	14/38	0.49	-0.01	-1.1%	89	7 ▼						
Morocco	15/38	0.48	-0.01	-1.5%	94	4 ▼						
Philippines	16/38	0.47	0.01	1.4%	97	5 ▲						
Tanzania	17/38	0.46	0.00	-0.8%	98	2 ▲						
Kyrgyz Republic	18/38	0.46	-0.01	-1.3%	100	1 ▼						
El Salvador	19/38	0.46	-0.02	-4.1%	102	7 ▼						
Zambia	20/38	0.45	0.01	1.5%	103	4 ▲						
Kenya	21/38	0.45	0.00	1.0%	104	2 ▲						
Côte d'Ivoire	22/38	0.45	0.00	-0.3%	108	3 ▼						
Angola	23/38	0.43	0.00	-0.3%	113	1 ▲						
Nigeria	24/38	0.41	0.00	-1.1%	118	3 ▲						
Iran, Islamic Rep.	25/38	0.41	-0.01	-2.6%	119	0						
Congo, Rep.	26/38	0.41	-0.01	-3.0%	120	2 ▼						
Honduras	27/38	0.41	0.01	3.1%	121	5 ▲						
Zimbabwe	28/38	0.39	0.00	-0.4%	124	3 ▲						
Bangladesh	29/38	0.39	-0.01	-1.5%	127	2 ▼						
Pakistan	30/38	0.39	0.00	-0.2%	129	2 ▲						
Bolivia	31/38	0.38	-0.01	-3.0%	130	0						
Mauritania	32/38	0.37	0.00	0.4%	131	3 ▲						
Myanmar	33/38	0.36	-0.03	-7.7%	132	3 ▼						
Nicaragua	34/38	0.36	-0.02	-4.6%	133	1 ▼						
Cameroon	35/38	0.36	0.00	1.0%	134	2 ▲						
Egypt, Arab Rep.	36/38	0.35	0.00	1.4%	135	2 ▲						
Haiti	37/38	0.35	-0.02	-6.4%	136	3 ▼						
Cambodia	38/38	0.31	-0.01	-2.0%	139	0						



* Income groups used in this year's report are based on the World Bank's 2022 fiscal year income group classifications. For the 2022 fiscal year, low-income economies are defined as those with a GNI per capita, calculated using the World Bank Atlas method, of \$1,045 or less in 2020; lower middle-income economies are those with a GNI per capita between \$1,046 and \$4,095; upper middle-income economies are those with a GNI per capita between \$4,096 and \$12,695; high-income economies are those with a GNI per capita of more than \$12,695. <https://datahelpdesk.worldbank.org/knowledgebase/articles/906519-world-bank-country-and-lending-groups>

† Scores and changes in score are rounded to two decimal places. Annual percentage change in score is rounded to one decimal place.

‡ The change in rankings was calculated by comparing the positions of the 139 countries and jurisdictions measured in the 2021 Index with the rankings of the same 139 countries and jurisdictions in 2022, exclusive of the one new addition to the 2022 Index, Gabon.

Upper-Middle Income

Country/Jurisdiction	Income Rank	Overall Score†	Change in Overall Score†	% Change in Overall Score†	Global Rank	Change in Global Rank‡						
Costa Rica	1/42	0.68	0.00	0.7%	29	2 ▲						
Romania	2/42	0.63	0.01	0.9%	38	3 ▲						
St. Vincent and the Grenadines	3/42	0.63	-0.01	-0.8%	41	3 ▼						
St. Lucia	4/42	0.61	0.00	-0.8%	43	0						
Mauritius	5/42	0.61	0.00	0.5%	45	0						
Namibia	6/42	0.61	-0.01	-1.0%	46	2 ▼						
Georgia	7/42	0.60	0.00	-0.6%	49	0						
Grenada	8/42	0.59	0.00	0.4%	50	0						
Botswana	9/42	0.59	0.00	0.3%	51	0						
Jamaica	10/42	0.58	0.01	1.6%	52	3 ▲						
Dominica	11/42	0.58	0.00	-0.3%	53	0						
South Africa	12/42	0.58	-0.01	-1.3%	54	2 ▼						
Malaysia	13/42	0.57	-0.01	-1.7%	55	1 ▼						
Kosovo	14/42	0.56	0.01	2.4%	57	3 ▲						
Argentina	15/42	0.55	-0.01	-1.7%	59	3 ▼						
Bulgaria	16/42	0.55	0.01	1.0%	60	2 ▲						
Jordan	17/42	0.54	-0.01	-1.8%	61	2 ▼						
North Macedonia	18/42	0.53	0.00	0.4%	63	1 ▲						
Kazakhstan	19/42	0.53	0.00	0.7%	65	1 ▲						
Moldova	20/42	0.52	0.01	1.9%	68	5 ▲						
Bosnia and Herzegovina	21/42	0.52	0.00	0.9%	70	2 ▲						
Panama	22/42	0.52	0.00	-0.2%	72	1 ▼						
Guyana	23/42	0.50	0.00	0.1%	75	3 ▲						
Suriname	24/42	0.50	0.00	1.0%	79	5 ▲						
Thailand	25/42	0.50	0.00	-0.2%	80	0						
Brazil	26/42	0.49	-0.01	-1.2%	81	4 ▼						
Serbia	27/42	0.49	0.00	-0.8%	83	2 ▼						
Albania	28/42	0.49	0.00	-0.9%	87	4 ▼						
Peru	29/42	0.49	0.00	-0.8%	90	3 ▼						
Colombia	30/42	0.48	-0.01	-1.1%	91	5 ▼						
Dominican Republic	31/42	0.48	0.01	1.1%	92	2 ▲						
Ecuador	32/42	0.48	0.00	-0.6%	93	1 ▼						
China	33/42	0.47	0.00	0.5%	95	3 ▲						
Paraguay	34/42	0.47	-0.01	-1.6%	96	0						
Belarus	35/42	0.46	-0.02	-3.2%	99	2 ▼						
Lebanon	36/42	0.45	0.00	-0.8%	106	2 ▼						
Russian Federation	37/42	0.45	-0.02	-3.5%	107	6 ▼						
Guatemala	38/42	0.44	0.00	-1.0%	110	1 ▼						
Mexico	39/42	0.42	-0.01	-1.2%	115	2 ▼						
Turkey	40/42	0.42	0.00	-0.4%	116	1 ▲						
Gabon	41/42	0.39	-	-	126	-						
Venezuela, RB	42/42	0.26	0.00	-1.4%	140	0						

High Income

Country/Jurisdiction	Income Rank	Overall Score†	Change in Overall Score†	% Change in Overall Score†	Global Rank	Change in Global Rank‡						
Denmark	1/43	0.90	0.00	0.3%	1	0						
Norway	2/43	0.89	-0.01	-1.1%	2	0						
Finland	3/43	0.87	-0.01	-0.8%	3	0						
Sweden	4/43	0.86	0.00	-0.5%	4	0						
Netherlands	5/43	0.83	0.00	0.2%	5	1 ▲						
Germany	6/43	0.83	-0.01	-0.6%	6	1 ▼						
New Zealand	7/43	0.83	0.00	-0.5%	7	0						
Luxembourg	8/43	0.83	0.00	-0.2%	8	0						
Estonia	9/43	0.82	0.01	1.2%	9	2 ▲						
Ireland	10/43	0.81	0.00	0.1%	10	0						
Austria	11/43	0.80	-0.01	-1.2%	11	2 ▼						
Canada	12/43	0.80	0.00	0.0%	12	0						
Australia	13/43	0.79	0.00	0.1%	13	0						
Belgium	14/43	0.79	0.00	-0.1%	14	0						
United Kingdom	15/43	0.79	0.00	0.3%	15	1 ▲						
Japan	16/43	0.79	0.00	0.0%	16	1 ▼						
Singapore	17/43	0.78	0.00	-0.5%	17	0						
Lithuania	18/43	0.76	0.01	1.7%	18	0						
Korea, Rep.	19/43	0.73	0.00	-0.4%	19	1 ▲						
Czech Republic	20/43	0.73	0.00	0.5%	20	2 ▲						
France	21/43	0.73	0.01	1.4%	21	2 ▲						
Hong Kong SAR, China	22/43	0.73	-0.02	-2.8%	22	3 ▼						
Spain	23/43	0.73	0.00	-0.3%	23	2 ▼						
Latvia	24/43	0.72	0.01	1.1%	24	0						
Uruguay	25/43	0.71	0.00	0.0%	25	0						
United States	26/43	0.71	0.01	1.8%	26	1 ▲						
Portugal	27/43	0.69	-0.01	-1.5%	27	1 ▼						
Cyprus	28/43	0.68	0.00	0.0%	28	0						
Malta	29/43	0.68	0.00	-0.3%	30	0						
Slovenia	30/43	0.68	-0.01	-0.8%	31	2 ▼						
Italy	31/43	0.67	0.01	1.0%	32	2 ▲						
Chile	32/43	0.66	0.00	-0.2%	33	1 ▼						
Barbados	33/43	0.66	0.01	1.1%	34	1 ▲						
Slovak Republic	34/43	0.66	-0.01	-0.9%	35	2 ▼						
Poland	35/43	0.64	0.00	0.3%	36	0						
United Arab Emirates	36/43	0.63	-0.01	-0.9%	37	0						
St. Kitts and Nevis	37/43	0.63	0.00	0.3%	39	1 ▲						
Antigua and Barbuda	38/43	0.63	0.00	-0.4%	40	1 ▼						
Greece	39/43	0.61	0.01	1.0%	44	4 ▲						
Croatia	40/43	0.61	0.00	0.6%	47	1 ▼						
The Bahamas	41/43	0.61	0.00	-0.4%	48	1 ▼						
Trinidad and Tobago	42/43	0.52	-0.01	-2.1%	67	4 ▼						
Hungary	43/43	0.52	0.00	-0.8%	73	4 ▼						

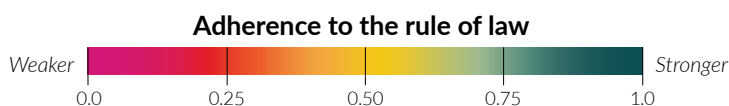
† Scores and changes in score are rounded to two decimal places. Annual percentage change in score is rounded to one decimal place.

‡ The change in rankings was calculated by comparing the positions of the 139 countries and jurisdictions measured in the 2021 Index with the rankings of the same 139 countries and jurisdictions in 2022, exclusive of the one new addition to the 2022 Index, Gabon.

Constraints on Government Powers

Factor 1 measures the extent to which those who govern are bound by law. It comprises the means, both constitutional and institutional, by which the powers of the government and its officials and agents are limited and held accountable under the law. It also includes non-governmental checks on the government's power, such as a free and independent press. For a further breakdown of Constraints on Government Powers by sub-factor, please refer to page 16.

Country/ Jurisdiction	Factor Score*	Factor Rank											
Denmark	0.95	1	Malta	0.64	38	Colombia	0.51	72	El Salvador	0.42	108		
Norway	0.93	2	Slovenia	0.64	39	Morocco	0.51	73	Angola	0.41	109		
Finland	0.91	3	South Africa	0.63	40	Benin	0.51	74	Afghanistan	0.39	110		
Sweden	0.86	4	Romania	0.62	41	Guatemala	0.51	75	Congo, Dem. Rep.	0.39	111		
Germany	0.86	5	Antigua and Barbuda	0.61	42	Brazil	0.51	76	Niger	0.39	112		
New Zealand	0.85	6	Rwanda	0.61	43	Tanzania	0.51	77	Sudan	0.39	113		
Netherlands	0.85	7	Botswana	0.61	44	Sri Lanka	0.50	78	Uzbekistan	0.38	114		
Austria	0.84	8	St. Kitts and Nevis	0.60	45	Moldova	0.50	79	Uganda	0.38	115		
Ireland	0.83	9	The Bahamas	0.60	46	Dominican Republic	0.50	80	Guinea	0.38	116		
Estonia	0.83	10	Mauritius	0.59	47	Bulgaria	0.50	81	Ethiopia	0.38	117		
Canada	0.83	11	Nepal	0.59	48	Paraguay	0.50	82	Bangladesh	0.38	118		
Belgium	0.83	12	St. Lucia	0.59	49	Sierra Leone	0.49	83	Côte d'Ivoire	0.38	119		
Luxembourg	0.83	13	Peru	0.59	50	Kenya	0.49	84	Serbia	0.37	120		
United Kingdom	0.82	14	St. Vincent and the Grenadines	0.58	51	Liberia	0.49	85	Hungary	0.37	121		
Australia	0.81	15	India	0.58	52	Ecuador	0.49	86	Cameroon	0.37	122		
Costa Rica	0.78	16	Malawi	0.58	53	Nigeria	0.49	87	Togo	0.37	123		
Lithuania	0.76	17	Hong Kong SAR, China	0.58	54	Philippines	0.48	88	Congo, Rep.	0.36	124		
Portugal	0.76	18	The Gambia	0.57	55	Suriname	0.48	89	Honduras	0.36	125		
Uruguay	0.75	19	United Arab Emirates	0.57	56	Lebanon	0.48	90	Bolivia	0.36	126		
Czech Republic	0.73	20	Croatia	0.57	57	Pakistan	0.48	91	Haiti	0.36	127		
France	0.73	21	Grenada	0.56	58	Ukraine	0.47	92	Mauritania	0.33	128		
Japan	0.73	22	Argentina	0.56	59	North Macedonia	0.47	93	Iran, Islamic Rep.	0.33	129		
Spain	0.73	23	Kosovo	0.56	60	Algeria	0.47	94	Russian Federation	0.33	130		
Italy	0.72	24	Senegal	0.56	61	Belize	0.46	95	China	0.32	131		
Chile	0.71	25	Tunisia	0.56	62	Bosnia and Herzegovina	0.46	96	Zimbabwe	0.32	132		
Latvia	0.70	26	Burkina Faso	0.56	63	Zambia	0.46	97	Myanmar	0.31	133		
Korea, Rep.	0.70	27	Malaysia	0.55	64	Thailand	0.45	98	Gabon	0.30	134		
United States	0.69	28	Trinidad and Tobago	0.54	65	Vietnam	0.45	99	Turkey	0.28	135		
Greece	0.68	29	Poland	0.54	66	Jordan	0.45	100	Cambodia	0.27	136		
Singapore	0.67	30	Guyana	0.54	67	Madagascar	0.45	101	Belarus	0.27	137		
Slovak Republic	0.67	31	Mongolia	0.54	68	Mexico	0.44	102	Egypt, Arab Rep.	0.26	138		
Cyprus	0.66	32	Georgia	0.53	69	Mali	0.44	103	Nicaragua	0.23	139		
Indonesia	0.66	33	Panama	0.53	70	Kyrgyz Republic	0.44	104	Venezuela, RB	0.17	140		
Ghana	0.65	34	Dominica	0.52	71	Albania	0.43	105					
Namibia	0.65	35				Kazakhstan	0.43	106					
Barbados	0.65	36				Mozambique	0.42	107					
Jamaica	0.64	37											

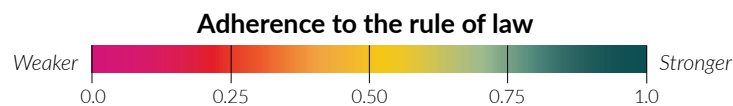


* Scores are rounded to two decimal places.

Absence of Corruption

Factor 2 measures the absence of corruption in government. The factor considers three forms of corruption: bribery, improper influence by public or private interests, and misappropriation of public funds or other resources. These three forms of corruption are examined with respect to government officers in the executive branch, the judiciary, the military, police, and the legislature. For a further breakdown of Absence of Corruption by sub-factor, please refer to page 16.

Country/ Jurisdiction	Factor Score*	Factor Rank									
Denmark	0.96	1	Czech Republic	0.66	36	Ethiopia	0.45	71	Sudan	0.36	106
Norway	0.93	2	Grenada	0.65	37	Belize	0.45	72	Albania	0.36	107
Singapore	0.91	3	Slovenia	0.65	38	North Macedonia	0.45	73	Lebanon	0.36	108
Sweden	0.90	4	Italy	0.65	39	Guyana	0.45	74	Sierra Leone	0.36	109
Finland	0.89	5	The Bahamas	0.64	40	Algeria	0.45	75	El Salvador	0.36	110
New Zealand	0.88	6	St. Kitts and Nevis	0.64	41	Suriname	0.44	76	Mozambique	0.35	111
Netherlands	0.88	7	St. Lucia	0.63	42	Bulgaria	0.44	77	Côte d'Ivoire	0.35	112
Luxembourg	0.85	8	Costa Rica	0.63	43	Philippines	0.44	78	Bangladesh	0.34	113
Hong Kong SAR, China	0.83	9	Antigua and Barbuda	0.61	44	Togo	0.44	79	Guatemala	0.33	114
United Kingdom	0.83	10	Dominica	0.60	45	Myanmar	0.43	80	Peru	0.33	115
Germany	0.83	11	Mauritius	0.58	46	Angola	0.43	81	Ukraine	0.33	116
Canada	0.82	12	Jordan	0.58	47	Brazil	0.43	82	Honduras	0.32	117
Japan	0.82	13	Botswana	0.58	48	Burkina Faso	0.43	83	Pakistan	0.32	118
Australia	0.81	14	Greece	0.57	49	Mongolia	0.43	84	Mali	0.31	119
Estonia	0.81	15	Croatia	0.57	50	Bosnia and Herzegovina	0.42	85	Nigeria	0.31	120
Ireland	0.81	16	Malaysia	0.56	51	Serbia	0.42	86	Nicaragua	0.31	121
Belgium	0.80	17	Romania	0.55	52	Malawi	0.42	87	Afghanistan	0.31	122
Austria	0.80	18	Senegal	0.55	53	Vietnam	0.42	88	Zimbabwe	0.31	123
United Arab Emirates	0.78	19	Jamaica	0.55	54	Morocco	0.42	89	Paraguay	0.31	124
France	0.75	20	China	0.53	55	Russian Federation	0.41	90	Mauritania	0.30	125
Uruguay	0.74	21	Slovak Republic	0.51	56	Tanzania	0.41	91	Congo, Rep.	0.30	126
United States	0.73	22	Namibia	0.51	57	Ecuador	0.41	92	Kyrgyz Republic	0.30	127
Spain	0.73	23	Belarus	0.50	58	India	0.40	93	Liberia	0.30	128
Poland	0.72	24	Trinidad and Tobago	0.49	59	Indonesia	0.40	94	Guinea	0.28	129
Lithuania	0.72	25	Hungary	0.49	60	Nepal	0.40	95	Venezuela, RB	0.28	130
Portugal	0.72	26	Kosovo	0.48	61	Panama	0.40	96	Kenya	0.27	131
Barbados	0.70	27	Kazakhstan	0.48	62	Niger	0.39	97	Madagascar	0.27	132
Chile	0.69	28	Sri Lanka	0.47	63	Iran, Islamic Rep.	0.39	98	Uganda	0.27	133
Malta	0.68	29	South Africa	0.47	64	Benin	0.39	99	Mexico	0.26	134
St. Vincent and the Grenadines	0.68	30	The Gambia	0.47	65	Dominican Republic	0.39	100	Bolivia	0.25	135
Georgia	0.68	31	Uzbekistan	0.47	66	Ghana	0.38	101	Haiti	0.25	136
Cyprus	0.68	32	Tunisia	0.47	67	Zambia	0.38	102	Gabon	0.24	137
Latvia	0.67	33	Thailand	0.47	68	Colombia	0.38	103	Cameroon	0.24	138
Rwanda	0.67	34	Argentina	0.46	69	Egypt, Arab Rep.	0.38	104	Cambodia	0.23	139
Korea, Rep.	0.66	35	Turkey	0.45	70	Moldova	0.37	105	Congo, Dem. Rep.	0.16	140



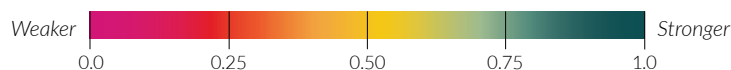
* Scores are rounded to two decimal places.

Open Government

Factor 3 measures the openness of government defined by the extent to which a government shares information, empowers people with tools to hold the government accountable, and fosters citizen participation in public policy deliberations. This factor measures whether basic laws and information on legal rights are publicized and evaluates the quality of information published by the government. For a further breakdown of Open Government by sub-factor, please refer to page 17.

Country/ Jurisdiction	Factor Score*	Factor Rank												
Norway	0.87	1	Argentina	0.61	37	Philippines	0.50	71	Zambia	0.39	108			
Denmark	0.87	2	Croatia	0.61	38	The Bahamas	0.50	72	Sierra Leone	0.39	109			
Finland	0.86	3	Cyprus	0.60	39	Mongolia	0.49	73	Benin	0.38	110			
Sweden	0.85	4	Greece	0.60	40	Tunisia	0.49	74	Uganda	0.38	111			
Netherlands	0.83	5	Brazil	0.60	41	St. Lucia	0.49	75	Jordan	0.38	112			
New Zealand	0.81	6	Poland	0.60	42	Kenya	0.49	76	Angola	0.38	113			
Estonia	0.80	7	India	0.59	43	Thailand	0.48	77	The Gambia	0.37	114			
United Kingdom	0.80	8	Mexico	0.59	44	Burkina Faso	0.48	78	Tanzania	0.37	115			
Australia	0.80	9	Georgia	0.59	45	El Salvador	0.48	79	Niger	0.37	116			
Ireland	0.80	10	Kosovo	0.58	46	Botswana	0.48	80	Afghanistan	0.37	117			
Luxembourg	0.79	11	Namibia	0.58	47	Bosnia and Herzegovina	0.47	81	Gabon	0.37	118			
Germany	0.79	12	Moldova	0.57	48	Russian Federation	0.47	82	Sudan	0.37	119			
Canada	0.79	13	Jamaica	0.57	49	Vietnam	0.46	83	Guinea	0.37	120			
Belgium	0.78	14	Rwanda	0.56	50	Albania	0.46	84	Haiti	0.37	121			
France	0.76	15	Bulgaria	0.56	51	Kazakhstan	0.46	85	Uzbekistan	0.36	122			
United States	0.76	16	Panama	0.56	52	St. Kitts and Nevis	0.46	86	Mozambique	0.36	123			
Lithuania	0.75	17	Paraguay	0.55	53	Madagascar	0.46	87	Côte d'Ivoire	0.36	124			
Uruguay	0.73	18	Dominican Republic	0.55	54	Mali	0.46	88	Algeria	0.35	125			
Latvia	0.72	19	Indonesia	0.55	55	Malawi	0.46	89	Nicaragua	0.35	126			
Austria	0.71	20	Barbados	0.54	56	Liberia	0.46	90	United Arab Emirates	0.35	127			
Korea, Rep.	0.71	21	Trinidad and Tobago	0.54	57	Serbia	0.46	91	Congo, Rep.	0.34	128			
Spain	0.70	22	Peru	0.53	58	Guyana	0.44	92	Congo, Dem. Rep.	0.33	129			
Chile	0.70	23	Mauritius	0.53	59	Senegal	0.44	93	Zimbabwe	0.33	130			
Japan	0.70	24	Antigua and Barbuda	0.52	60	Grenada	0.44	94	Ethiopia	0.32	131			
Hong Kong SAR, China	0.70	25	Nepal	0.52	61	Hungary	0.44	95	Cameroon	0.32	132			
Costa Rica	0.69	26	St. Vincent and the Grenadines	0.52	62	Belize	0.44	96	Togo	0.32	133			
Slovak Republic	0.69	27	Kyrgyz Republic	0.52	63	Honduras	0.44	97	Belarus	0.31	134			
Czech Republic	0.69	28	Guatemala	0.51	64	Morocco	0.43	98	Myanmar	0.31	135			
Portugal	0.65	29	Ecuador	0.51	65	Bolivia	0.43	99	Mauritania	0.29	136			
Slovenia	0.65	30	Ghana	0.51	66	Lebanon	0.43	100	Venezuela, RB	0.28	137			
Italy	0.63	31	Sri Lanka	0.51	67	Malaysia	0.42	101	Iran, Islamic Rep.	0.27	138			
Malta	0.63	32	Dominica	0.50	68	Pakistan	0.42	102	Cambodia	0.24	139			
South Africa	0.63	33	North Macedonia	0.50	69	Nigeria	0.42	103	Egypt, Arab Rep.	0.23	140			
Romania	0.63	34				Bangladesh	0.41	104						
Singapore	0.62	35				Turkey	0.40	105						
Colombia	0.62	36				China	0.40	106						
						Suriname	0.39	107						

Adherence to the rule of law

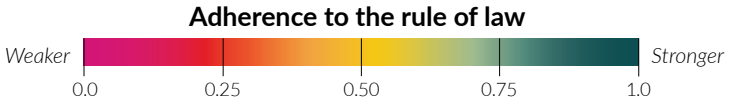


* Scores are rounded to two decimal places.

👤 Fundamental Rights

Factor 4 recognizes that a system of positive law that fails to respect core human rights established under international law is at best “rule by law,” and does not deserve to be called a rule of law system. Since there are many other indices that address human rights, and because it would be impossible for the Index to assess adherence to the full range of rights, this factor focuses on a relatively modest menu of rights that are firmly established under the United Nations Universal Declaration of Human Rights and are most closely related to rule of law concerns. For a further breakdown of Fundamental Rights by sub-factor, please refer to page 17.

Country/ Jurisdiction	Factor Score*	Factor Rank												
Denmark	0.92	1	St. Kitts and Nevis	0.69	35	Guyana	0.56	69	Uzbekistan	0.45	107			
Norway	0.91	2	Argentina	0.68	36	Hungary	0.56	70	United Arab Emirates	0.44	108			
Finland	0.89	3	United States	0.68	37	Serbia	0.55	71	Gabon	0.44	109			
Sweden	0.86	4	Romania	0.67	38	Burkina Faso	0.55	72	Algeria	0.43	110			
Germany	0.85	5	Singapore	0.67	39	Ecuador	0.53	73	Honduras	0.43	111			
Luxembourg	0.85	6	Croatia	0.67	40	Guatemala	0.53	74	Tanzania	0.43	112			
Austria	0.84	7	St. Lucia	0.67	41	Suriname	0.53	75	Nigeria	0.42	113			
Belgium	0.84	8	Greece	0.66	42	Benin	0.52	76	Morocco	0.42	114			
Netherlands	0.84	9	The Bahamas	0.66	43	Nepal	0.52	77	Haiti	0.42	115			
Estonia	0.83	10	Jamaica	0.65	44	Rwanda	0.52	78	Zambia	0.40	116			
Ireland	0.82	11	Namibia	0.64	45	Paraguay	0.52	79	Congo, Dem. Rep.	0.40	117			
New Zealand	0.81	12	Mauritius	0.64	46	Belize	0.52	80	Philippines	0.40	118			
Canada	0.81	13	South Africa	0.63	47	Tunisia	0.51	81	Mozambique	0.40	119			
United Kingdom	0.81	14	Panama	0.62	48	The Gambia	0.51	82	Congo, Rep.	0.40	120			
Spain	0.79	15	Dominica	0.62	49	Liberia	0.51	83	Mauritania	0.40	121			
Costa Rica	0.79	16	Grenada	0.62	50	Mali	0.51	84	Russian Federation	0.40	122			
Uruguay	0.78	17	Georgia	0.62	51	Sierra Leone	0.50	85	Pakistan	0.38	123			
Czech Republic	0.78	18	Poland	0.61	52	Sri Lanka	0.50	86	Angola	0.38	124			
Australia	0.78	19	Peru	0.61	53	Indonesia	0.50	87	Belarus	0.38	125			
Japan	0.78	20	Senegal	0.61	54	Colombia	0.50	88	Cameroon	0.36	126			
Lithuania	0.78	21	Ukraine	0.60	55	Guinea	0.50	89	Uganda	0.34	127			
Latvia	0.77	22	Kosovo	0.60	56	Malaysia	0.49	90	Zimbabwe	0.34	128			
Portugal	0.76	23	Bosnia and Herzegovina	0.60	57	Mexico	0.49	91	Sudan	0.34	129			
Korea, Rep.	0.75	24	North Macedonia	0.60	58	Niger	0.48	92	Cambodia	0.33	130			
Slovenia	0.74	25	Bulgaria	0.60	59	Brazil	0.48	93	Afghanistan	0.32	131			
Malta	0.74	26	Trinidad and Tobago	0.59	60	India	0.47	94	Ethiopia	0.32	132			
France	0.74	27	Hong Kong SAR, China	0.59	61	El Salvador	0.47	95	Nicaragua	0.31	133			
Barbados	0.74	28	Botswana	0.59	62	Kenya	0.47	96	Turkey	0.30	134			
Slovak Republic	0.73	29	Albania	0.59	63	Kyrgyz Republic	0.47	97	Bangladesh	0.30	135			
Italy	0.73	30	Ghana	0.58	64	Thailand	0.46	98	Venezuela, RB	0.29	136			
Chile	0.73	31	Malawi	0.58	65	Bolivia	0.46	99	China	0.26	137			
Cyprus	0.72	32	Moldova	0.57	66	Kazakhstan	0.46	100	Egypt, Arab Rep.	0.25	138			
St. Vincent and the Grenadines	0.70	33	Mongolia	0.57	67	Madagascar	0.46	101	Myanmar	0.22	139			
Antigua and Barbuda	0.70	34	Dominican Republic	0.57	68	Jordan	0.46	102	Iran, Islamic Rep.	0.20	140			
						Lebanon	0.46	103						
						Togo	0.45	104						
						Vietnam	0.45	105						
						Côte d'Ivoire	0.45	106						

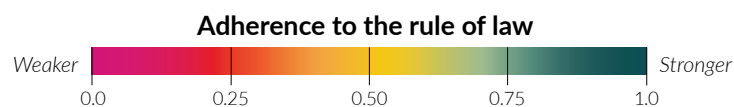


* Scores are rounded to two decimal places.

🔒 Order and Security

Factor 5 measures how well a society ensures the security of persons and property. Security is one of the defining aspects of any rule of law society and is a fundamental function of the state. It is also a precondition for the realization of the rights and freedoms that the rule of law seeks to advance. For a further breakdown of Order and Security by sub-factor, please refer to page 18.

Country/ Jurisdiction	Factor Score*	Factor Rank										
Ireland	0.94	1	China	0.81	37	Ghana	0.72	71	Dominican Republic	0.64	107	
Luxembourg	0.93	2	Cyprus	0.81	38	Botswana	0.72	72	Brazil	0.64	108	
Singapore	0.93	3	Moldova	0.81	39	Tunisia	0.72	73	Jamaica	0.63	109	
Denmark	0.93	4	Barbados	0.80	40	Greece	0.71	74	Bangladesh	0.63	110	
Norway	0.93	5	North Macedonia	0.80	41	Uruguay	0.71	75	Gabon	0.63	111	
Hong Kong SAR, China	0.92	6	Kazakhstan	0.80	42	Guinea	0.71	76	Egypt, Arab Rep.	0.63	112	
Malta	0.92	7	Antigua and Barbuda	0.79	43	Iran, Islamic Rep.	0.71	77	Guyana	0.62	113	
Japan	0.92	8	France	0.79	44	Indonesia	0.71	78	Niger	0.62	114	
Sweden	0.92	9	Georgia	0.79	45	The Gambia	0.71	79	Sudan	0.62	115	
Finland	0.91	10	Portugal	0.79	46	Senegal	0.71	80	Congo, Rep.	0.62	116	
Canada	0.91	11	Malaysia	0.78	47	Belize	0.71	81	Argentina	0.61	117	
Hungary	0.91	12	Grenada	0.78	48	Nicaragua	0.71	82	Peru	0.61	118	
United Arab Emirates	0.90	13	St. Kitts and Nevis	0.78	49	Madagascar	0.70	83	South Africa	0.61	119	
Slovak Republic	0.90	14	Albania	0.78	50	Paraguay	0.70	84	Myanmar	0.61	120	
Austria	0.90	15	Bulgaria	0.78	51	Panama	0.70	85	Ecuador	0.60	121	
Uzbekistan	0.90	16	Bosnia and Herzegovina	0.77	52	Costa Rica	0.70	86	Liberia	0.60	122	
Estonia	0.89	17	Serbia	0.77	53	Ukraine	0.70	87	Angola	0.60	123	
Czech Republic	0.89	18	Vietnam	0.77	54	Tanzania	0.69	88	Bolivia	0.59	124	
Slovenia	0.89	19	St. Vincent and the Grenadines	0.77	55	Sri Lanka	0.69	89	Guatemala	0.59	125	
Lithuania	0.89	20	Benin	0.76	56	Malawi	0.68	90	Uganda	0.59	126	
New Zealand	0.89	21	Jordan	0.76	57	Russian Federation	0.68	91	Kenya	0.55	127	
Germany	0.89	22	Mongolia	0.76	58	El Salvador	0.68	92	Colombia	0.54	128	
Australia	0.87	23	Mauritius	0.75	59	Morocco	0.68	93	Ethiopia	0.52	129	
Poland	0.85	24	Algeria	0.75	60	Zambia	0.67	94	Mexico	0.52	130	
Netherlands	0.85	25	Italy	0.75	61	Lebanon	0.67	95	Burkina Faso	0.51	131	
Latvia	0.85	26	Namibia	0.75	62	Zimbabwe	0.67	96	Venezuela, RB	0.50	132	
Rwanda	0.85	27	Thailand	0.74	63	Chile	0.67	97	Mali	0.49	133	
Korea, Rep.	0.84	28	Kyrgyz Republic	0.74	64	Côte d'Ivoire	0.67	98	Haiti	0.49	134	
Croatia	0.84	29	The Bahamas	0.74	65	Cambodia	0.67	99	Cameroon	0.49	135	
United Kingdom	0.84	30	St. Lucia	0.74	66	Sierra Leone	0.66	100	Mozambique	0.48	136	
United States	0.83	31	Turkey	0.73	67	Philippines	0.66	101	Congo, Dem. Rep.	0.46	137	
Romania	0.83	32	Nepal	0.73	68	Honduras	0.65	102	Nigeria	0.36	138	
Kosovo	0.83	33	Togo	0.72	69	Trinidad and Tobago	0.65	103	Pakistan	0.36	139	
Spain	0.83	34	Dominica	0.72	70	Suriname	0.64	104	Afghanistan	0.30	140	
Belgium	0.82	35				India	0.64	105				
Belarus	0.81	36				Mauritania	0.64	106				



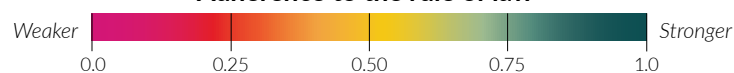
* Scores are rounded to two decimal places.

Regulatory Enforcement

Factor 6 measures the extent to which regulations are fairly and effectively implemented and enforced. Regulations, both legal and administrative, structure behaviors within and outside of the government. This factor does not assess which activities a government chooses to regulate, nor does it consider how much regulation of a particular activity is appropriate. Rather, it examines how regulations are implemented and enforced. For a further breakdown of Regulatory Enforcement by sub-factor, please refer to page 18.

Country/ Jurisdiction	Factor Score*	Factor Rank									
Denmark	0.90	1	Mauritius	0.62	36	El Salvador	0.49	72	Dominican Republic	0.43	109
Norway	0.87	2	Barbados	0.62	37	Sri Lanka	0.48	73	Kyrgyz Republic	0.42	110
Finland	0.86	3	Antigua and Barbuda	0.61	38	Algeria	0.48	74	Uganda	0.42	111
Germany	0.86	4	Portugal	0.61	39	Ecuador	0.48	75	Albania	0.42	112
New Zealand	0.85	5	Rwanda	0.60	40	China	0.48	76	Myanmar	0.42	113
Luxembourg	0.85	6	Botswana	0.60	41	Mongolia	0.48	77	Angola	0.42	114
Singapore	0.85	7	St. Lucia	0.59	42	Mali	0.48	78	Guatemala	0.41	115
Netherlands	0.85	8	Namibia	0.59	43	Brazil	0.48	79	Nigeria	0.41	116
Sweden	0.83	9	Malta	0.59	44	Peru	0.48	80	Belize	0.41	117
Ireland	0.83	10	Romania	0.58	45	Kosovo	0.48	81	Turkey	0.40	118
Estonia	0.81	11	Senegal	0.57	46	Philippines	0.48	82	Mozambique	0.40	119
Canada	0.81	12	Indonesia	0.57	47	Benin	0.48	83	Cameroon	0.40	120
Austria	0.81	13	Senegal	0.57	46	Paraguay	0.48	84	Bangladesh	0.40	121
Australia	0.81	14	Georgia	0.57	48	North Macedonia	0.48	85	Liberia	0.40	122
Belgium	0.81	15	Croatia	0.56	49	Niger	0.47	86	Bolivia	0.39	123
United Kingdom	0.80	16	Grenada	0.56	50	Burkina Faso	0.47	87	Honduras	0.39	124
Japan	0.80	17	Greece	0.56	51	India	0.47	88	Madagascar	0.38	125
Hong Kong SAR, China	0.79	18	Jamaica	0.56	52	Gabon	0.47	89	Sierra Leone	0.38	126
France	0.76	19	Malaysia	0.55	53	Malawi	0.47	90	Pakistan	0.38	127
Lithuania	0.74	20	Ghana	0.54	54	Guyana	0.46	91	Nicaragua	0.38	128
Korea, Rep.	0.74	21	Jordan	0.54	55	Russian Federation	0.46	92	Ethiopia	0.37	129
United States	0.72	22	South Africa	0.53	56	Serbia	0.46	93	The Gambia	0.37	130
Czech Republic	0.71	23	Colombia	0.53	57	Suriname	0.46	94	Egypt, Arab Rep.	0.36	131
Latvia	0.71	24	St. Vincent and the Grenadines	0.53	58	Hungary	0.46	95	Guinea	0.36	132
Uruguay	0.71	25	Bulgaria	0.53	59	Congo, Rep.	0.46	96	Afghanistan	0.36	133
Spain	0.70	26	The Bahamas	0.53	60	Moldova	0.45	97	Congo, Dem. Rep.	0.36	134
United Arab Emirates	0.69	27	Dominica	0.52	61	Kenya	0.45	98	Zimbabwe	0.35	135
Costa Rica	0.68	28	Kazakhstan	0.52	62	Uzbekistan	0.45	99	Sudan	0.33	136
Cyprus	0.66	29	Togo	0.51	63	Iran, Islamic Rep.	0.45	100	Haiti	0.31	137
Slovenia	0.65	30	Tunisia	0.51	64	Thailand	0.45	101	Mauritania	0.28	138
Poland	0.63	31	Morocco	0.51	65	Vietnam	0.44	102	Cambodia	0.25	139
Italy	0.63	32	Panama	0.51	66	Belarus	0.44	103	Venezuela, RB	0.19	140
Chile	0.63	33	Côte d'Ivoire	0.50	67	Mexico	0.44	104			
St. Kitts and Nevis	0.63	34	Nepal	0.50	68	Tanzania	0.43	105			
Slovak Republic	0.62	35	Argentina	0.50	69	Ukraine	0.43	106			
			Trinidad and Tobago	0.50	70	Lebanon	0.43	107			
			Bosnia and Herzegovina	0.49	71	Zambia	0.43	108			

Adherence to the rule of law

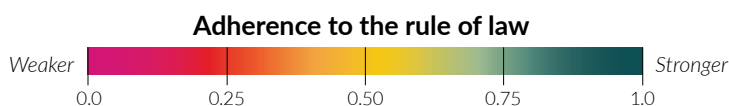


* Scores are rounded to two decimal places.

Civil Justice

Factor 7 measures whether ordinary people can resolve their grievances peacefully and effectively through the civil justice system. It measures whether civil justice systems are accessible and affordable as well as free of discrimination, corruption, and improper influence by public officials. It examines whether court proceedings are conducted without unreasonable delays and whether decisions are enforced effectively. It also measures the accessibility, impartiality, and effectiveness of alternative dispute resolution mechanisms. For a further breakdown of Civil Justice by sub-factor, please refer to page 18.

Country/ Jurisdiction	Factor Score*	Factor Rank												
Denmark	0.87	1	Barbados	0.63	35	Guyana	0.52	71	Sierra Leone	0.44	107			
Norway	0.84	2	United States	0.63	36	Morocco	0.51	72	Dominican Republic	0.44	108			
Netherlands	0.84	3	Mauritius	0.63	37	China	0.51	73	Sri Lanka	0.43	109			
Germany	0.83	4	Cyprus	0.63	38	Russian Federation	0.51	74	Benin	0.43	110			
Sweden	0.83	5	Namibia	0.62	39	Uzbekistan	0.50	75	India	0.43	111			
Estonia	0.81	6	Chile	0.62	40	Côte d'Ivoire	0.50	76	Madagascar	0.43	112			
Finland	0.81	7	Malaysia	0.62	41	Moldova	0.50	77	Mozambique	0.43	113			
Singapore	0.79	8	Grenada	0.62	42	Brazil	0.50	78	Turkey	0.43	114			
Lithuania	0.79	9	Kazakhstan	0.61	43	The Gambia	0.50	79	Ethiopia	0.42	115			
New Zealand	0.78	10	Costa Rica	0.61	44	El Salvador	0.50	80	Paraguay	0.42	116			
Japan	0.78	11	Poland	0.61	45	Suriname	0.50	81	Uganda	0.42	117			
Luxembourg	0.77	12	Jordan	0.60	46	Serbia	0.49	82	Mali	0.41	118			
Korea, Rep.	0.75	13	Malta	0.60	47	Tunisia	0.49	83	Lebanon	0.41	119			
Belgium	0.75	14	South Africa	0.60	48	Kosovo	0.48	84	Peru	0.41	120			
Australia	0.74	15	Greece	0.60	49	Thailand	0.48	85	Honduras	0.40	121			
Austria	0.74	16	Botswana	0.60	50	Togo	0.48	86	Cameroon	0.40	122			
Ireland	0.73	17	The Bahamas	0.58	51	Ecuador	0.48	87	Mauritania	0.40	123			
Uruguay	0.72	18	Ghana	0.58	52	Colombia	0.48	88	Liberia	0.40	124			
Hong Kong SAR, China	0.72	19	Italy	0.58	53	Tanzania	0.48	89	Pakistan	0.40	125			
United Kingdom	0.70	20	Trinidad and Tobago	0.57	54	Panama	0.47	90	Guinea	0.39	126			
France	0.70	21	Croatia	0.56	55	Kenya	0.47	91	Egypt, Arab Rep.	0.38	127			
Canada	0.69	22	Senegal	0.56	56	Bosnia and Herzegovina	0.47	92	Haiti	0.38	128			
Czech Republic	0.69	23	Dominica	0.56	57	Indonesia	0.47	93	Gabon	0.37	129			
St. Kitts and Nevis	0.69	24	Malawi	0.56	58	Vietnam	0.47	94	Bangladesh	0.37	130			
Antigua and Barbuda	0.68	25	Belarus	0.56	59	Kyrgyz Republic	0.47	95	Mexico	0.37	131			
Latvia	0.68	26	Algeria	0.55	60	Zambia	0.46	96	Sudan	0.37	132			
Rwanda	0.67	27	Argentina	0.55	61	Nigeria	0.46	97	Congo, Dem. Rep.	0.36	133			
St. Lucia	0.67	28	Jamaica	0.54	62	Albania	0.46	98	Nicaragua	0.35	134			
Portugal	0.66	29	Slovak Republic	0.54	63	Zimbabwe	0.46	99	Guatemala	0.34	135			
Spain	0.66	30	Iran, Islamic Rep.	0.54	64	Nepal	0.46	100	Afghanistan	0.34	136			
United Arab Emirates	0.65	31	Mongolia	0.54	65	Niger	0.45	101	Myanmar	0.34	137			
Romania	0.65	32	Bulgaria	0.54	66	Hungary	0.45	102	Bolivia	0.31	138			
Slovenia	0.65	33	Ukraine	0.54	67	Burkina Faso	0.45	103	Venezuela, RB	0.27	139			
St. Vincent and the Grenadines	0.63	34	Georgia	0.53	68	Philippines	0.45	104	Cambodia	0.25	140			
			North Macedonia	0.52	69	Angola	0.44	105						
			Belize	0.52	70	Congo, Rep.	0.44	106						



* Scores are rounded to two decimal places.



SECTION 3

Country Profiles



- 38 How to Read the Country Profiles
- 39 Country Profiles


How to Read the Country Profiles

This section presents profiles for the 140 countries and jurisdictions included in the *WJP Rule of Law Index® 2022* report. Each profile presents the featured country's scores for each of the *WJP Rule of Law Index's* factors and sub-factors, and draws comparisons between the scores of the featured country and the scores of other indexed countries in the same regional and income groups.

The scores range from 0 to 1, where 1 signifies the highest possible score (strong adherence to rule of law) and 0 signifies the lowest possible score (weak adherence to rule of law). The country profiles consist of four sections, outlined below.

Displays the country's overall rule of law score; its overall regional, income, and global ranks; and its change in score and rank from the 2021 edition of the Index.

Section 1



Section 2

Displays the featured country's individual factor scores, along with its regional, income, and global group rankings. The regional, income, and global rankings are distributed across three tiers—low, medium, and high—as indicated by the color of the box where the score is found.

Section 3

Displays the country's disaggregated scores for each of the sub-factors that compose the *WJP Rule of Law Index*.

The featured country's score is represented by the purple bar and labeled at the end of the bar. The average score of the country's region is represented by the orange line. The average score of the country's income group is represented by the green line.

Section 4

Presents the individual sub-factor scores underlying each of the factors listed in Section 3 of the country profile.

Each of the 44 sub-factors is represented by a gray line drawn from the center to the periphery of the circle. The center of the circle corresponds to the worst possible score for each sub-factor (0), and the outer edge of the circle marks the best possible score for each sub-factor (1).

The featured country's scores for 2022 are represented by the purple line. The featured country's scores for 2021 are represented by the gray line.

Afghanistan

The scores range from 0 to 1, where 1 signifies the highest possible score and 0 signifies the lowest possible score.

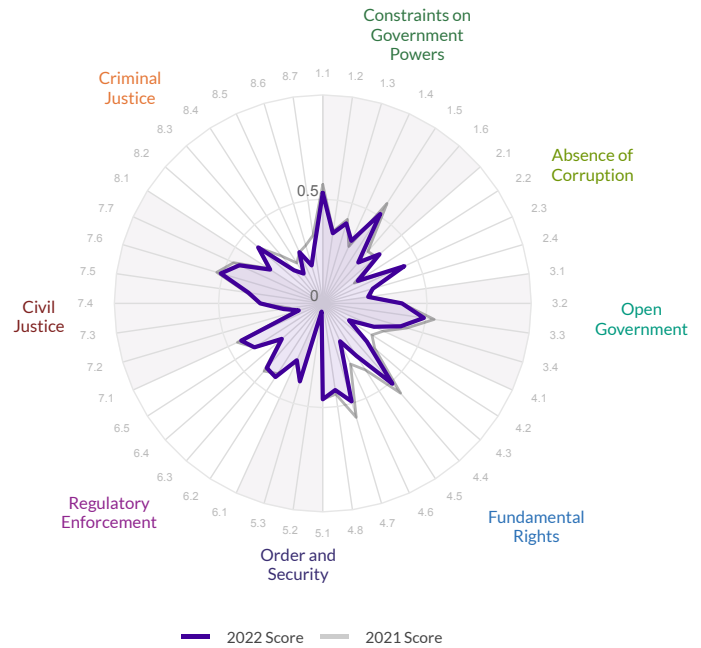
Overall Score	Regional Rank	Income Rank	Global Rank
0.33	6/6	17/17	138/140

Score Change	Rank Change
-0.02 ▼	-3 ▼

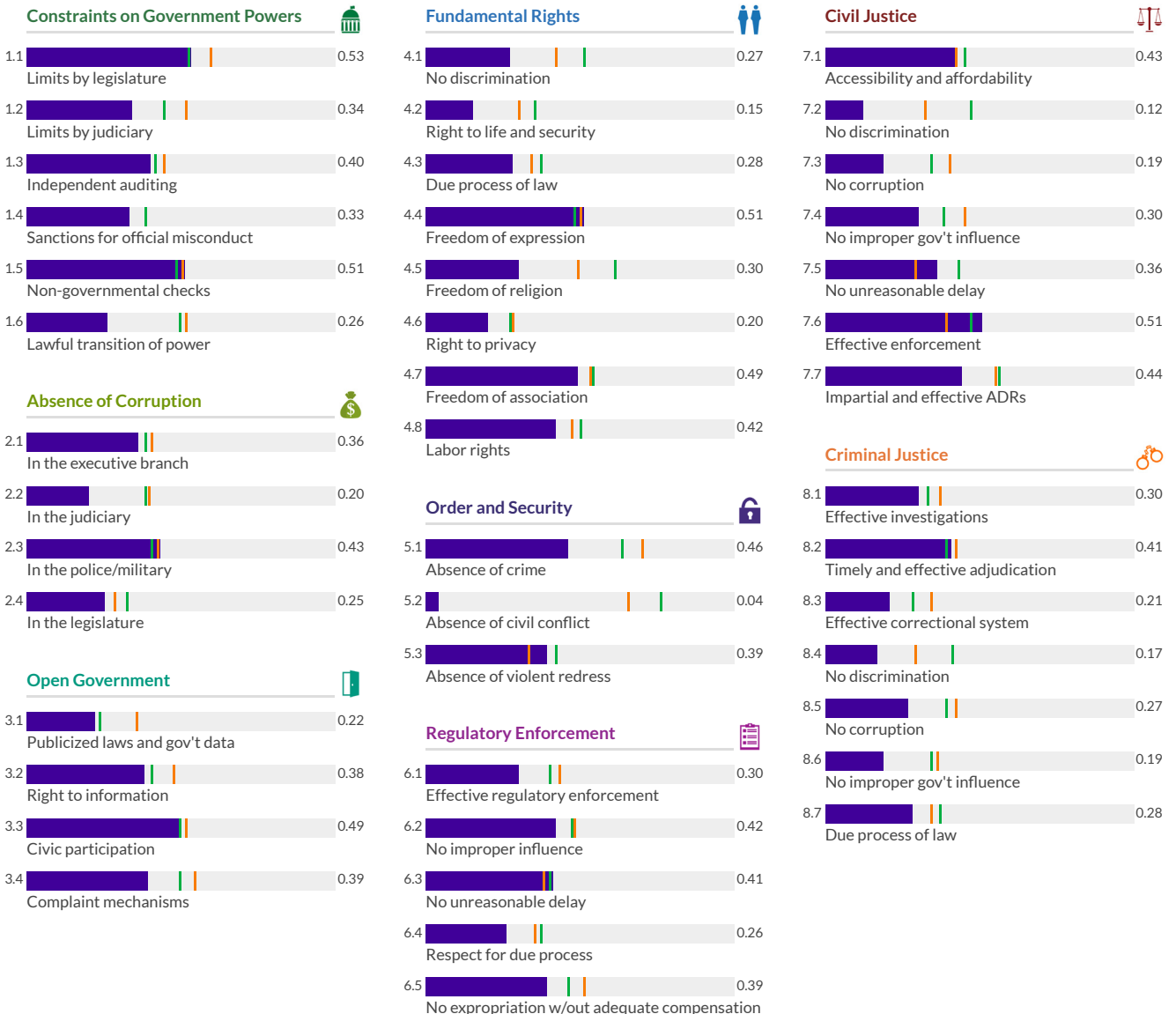
	Factor Score	Score Change	Regional Rank	Income Rank	Global Rank
Constraints on Government Powers	0.39	-0.03*	5/6	10/17	110/140
Absence of Corruption	0.31	0.01	6/6	12/17	122/140
Open Government	0.37	-0.02	6/6	11/17	117/140
Fundamental Rights	0.32	-0.08*	5/6	16/17	131/140
Order and Security	0.30	0.00	6/6	17/17	140/140
Regulatory Enforcement	0.36	0.00	6/6	15/17	133/140
Civil Justice	0.34	-0.01	6/6	17/17	136/140
Criminal Justice	0.26	-0.05*	6/6	17/17	132/140

* Indicates statistically significant change at the 10 percent level

Low Medium High



Afghanistan South Asia Low



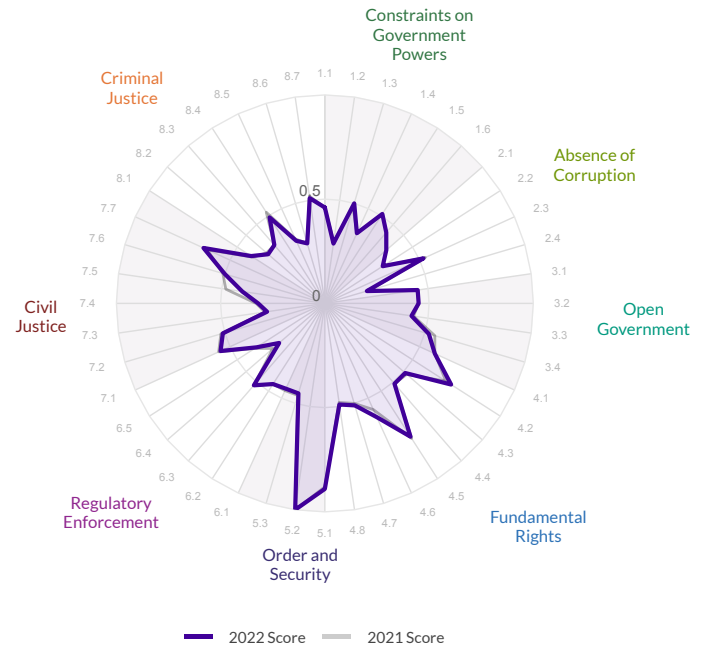
Albania

Region: Eastern Europe and Central Asia
Income Group: Upper-Middle

The scores range from 0 to 1, where 1 signifies the highest possible score and 0 signifies the lowest possible score.

Overall Score	Regional Rank	Income Rank	Global Rank
0.49	10/14	28/42	87/140
Score Change	Rank Change		
0.00	-4 ▼		

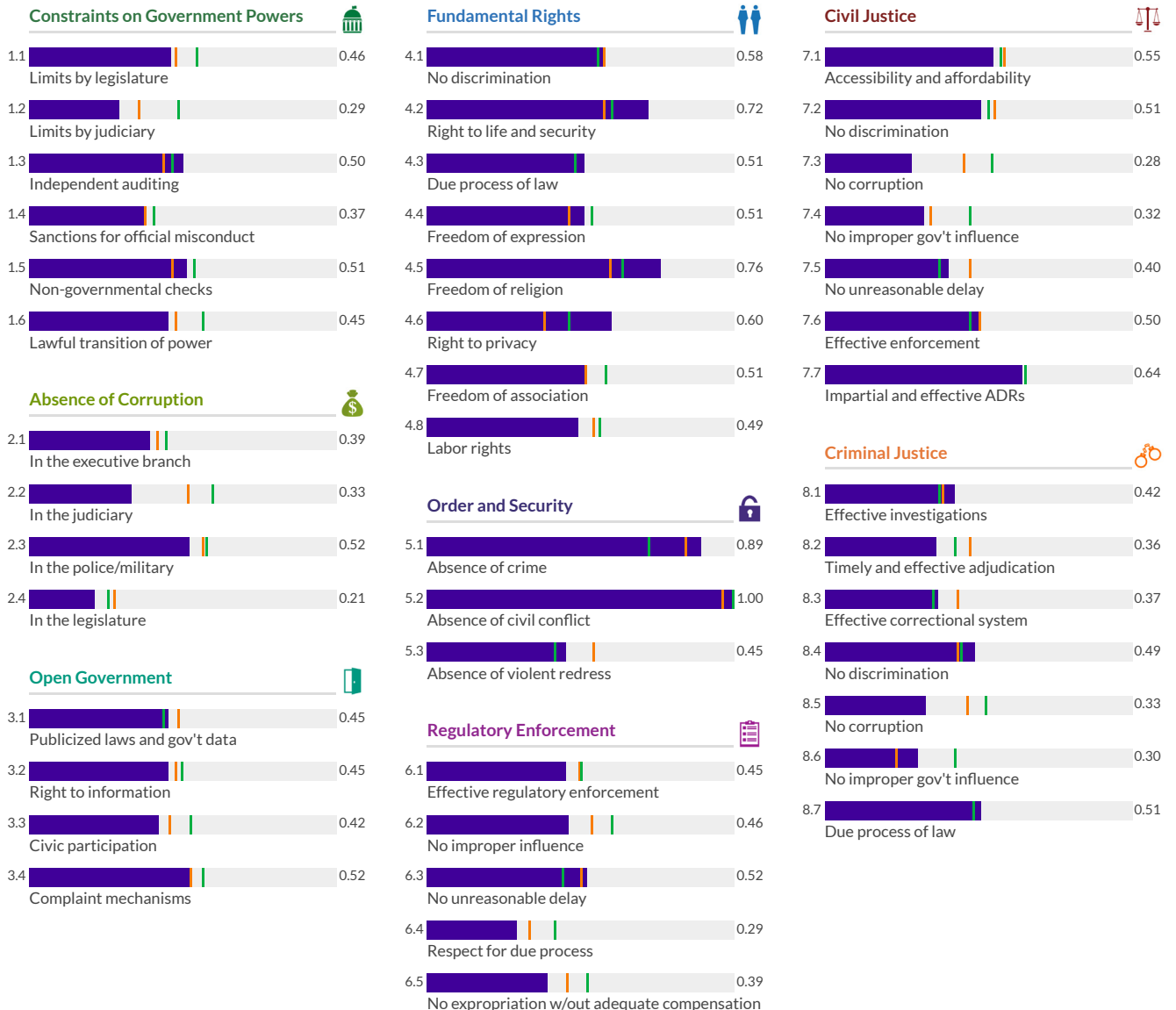
	Factor Score	Score Change	Regional Rank	Income Rank	Global Rank
Constraints on Government Powers	0.43	0.00	8/14	34/42	105/140
Absence of Corruption	0.36	0.00	12/14	35/42	107/140
Open Government	0.46	-0.01	9/14	29/42	84/140
Fundamental Rights	0.59	0.01	6/14	20/42	63/140
Order and Security	0.78	0.00	8/14	11/42	50/140
Regulatory Enforcement	0.42	-0.01	13/14	39/42	112/140
Civil Justice	0.46	-0.02	13/14	33/42	98/140
Criminal Justice	0.40	0.00	8/14	26/42	81/140



* Indicates statistically significant change at the 10 percent level

Low Medium High

Albania Eastern Europe and Central Asia Upper-Middle



Algeria

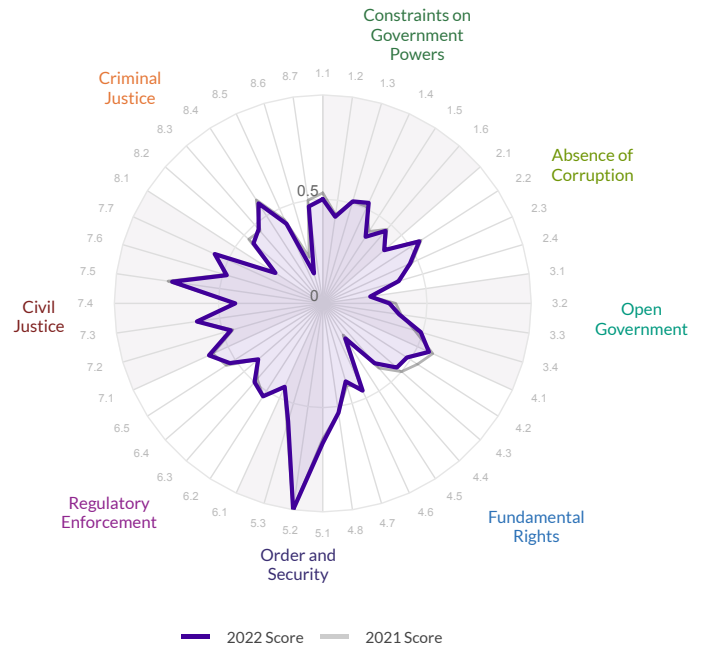
Region: Middle East and North Africa
Income Group: Lower-Middle

The scores range from 0 to 1, where 1 signifies the highest possible score and 0 signifies the lowest possible score.

Overall Score	Regional Rank	Income Rank	Global Rank
0.49	4/8	14/38	89/140

Score Change	Rank Change
-0.01 ▾	-7 ▾

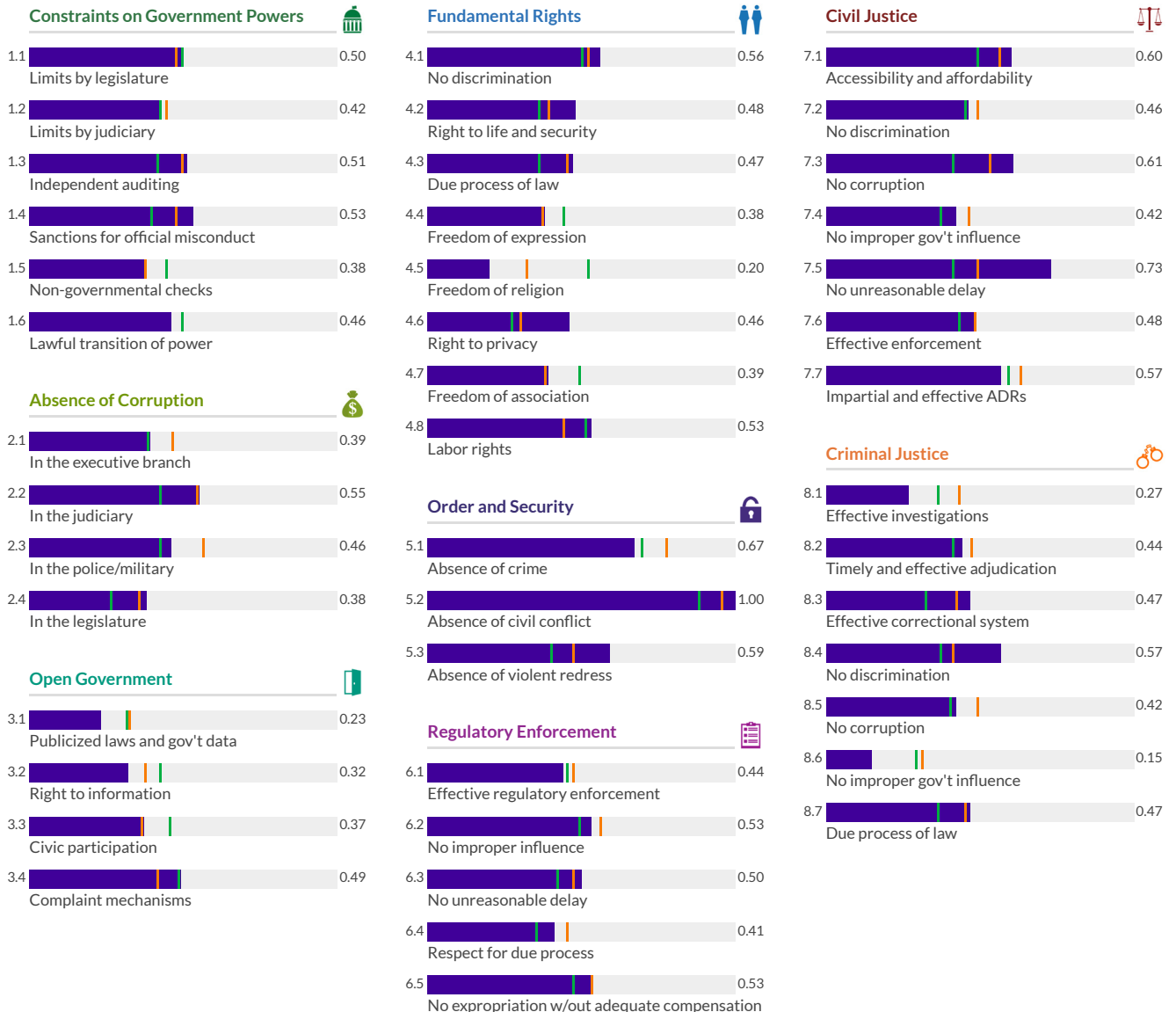
	Factor Score	Score Change	Regional Rank	Income Rank	Global Rank
Constraints on Government Powers	0.47	-0.01	5/8	17/38	94/140
Absence of Corruption	0.45	0.00	4/8	6/38	75/140
Open Government	0.35	0.00	5/8	29/38	125/140
Fundamental Rights	0.43	-0.01	5/8	19/38	110/140
Order and Security	0.75	0.00	3/8	5/38	60/140
Regulatory Enforcement	0.48	0.00	5/8	10/38	74/140
Civil Justice	0.55	0.00	3/8	3/38	60/140
Criminal Justice	0.40	-0.03	4/8	11/38	83/140



* Indicates statistically significant change at the 10 percent level

Low Medium High

Algeria Middle East and North Africa Lower-Middle



Angola

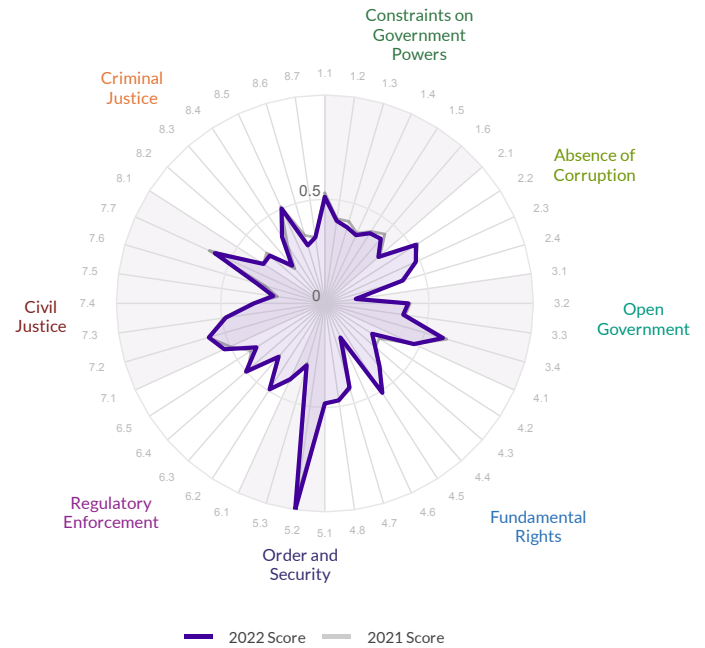
The scores range from 0 to 1, where 1 signifies the highest possible score and 0 signifies the lowest possible score.

Overall Score	Regional Rank	Income Rank	Global Rank
0.43	21/34	23/38	113/140
Score Change	Rank Change		
0.00	1 ▲		

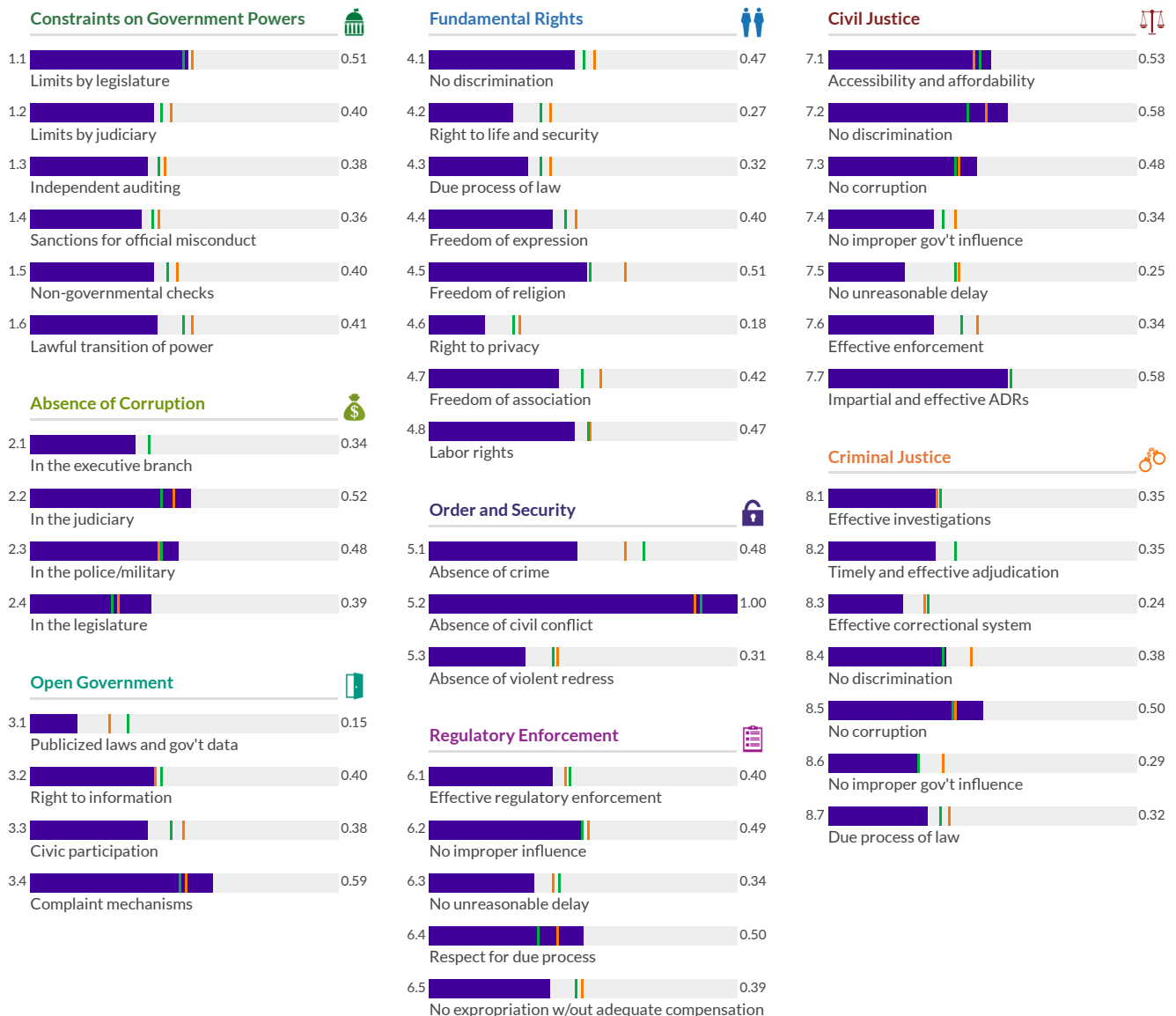
	Factor Score	Score Change	Regional Rank	Income Rank	Global Rank
Constraints on Government Powers	0.41	-0.02	21/34	23/38	109/140
Absence of Corruption	0.43	0.00	10/34	9/38	81/140
Open Government	0.38	-0.01	19/34	24/38	113/140
Fundamental Rights	0.38	-0.01	29/34	30/38	124/140
Order and Security	0.60	0.02*	25/34	32/38	123/140
Regulatory Enforcement	0.42	0.00	21/34	25/38	114/140
Civil Justice	0.44	0.01	19/34	23/38	105/140
Criminal Justice	0.35	0.00	23/34	24/38	105/140

* Indicates statistically significant change at the 10 percent level

Low Medium High



Angola Sub-Saharan Africa Lower-Middle



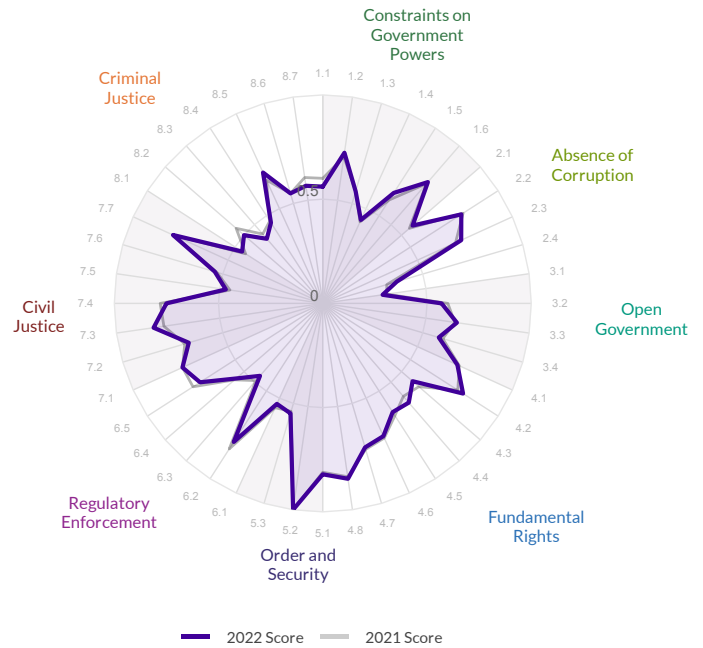
Antigua and Barbuda

Region: Latin America and Caribbean
Income Group: High

The scores range from 0 to 1, where 1 signifies the highest possible score and 0 signifies the lowest possible score.

Overall Score	Regional Rank	Income Rank	Global Rank
0.63	6/32	38/43	40/140
Score Change	Rank Change		
0.00	-1		

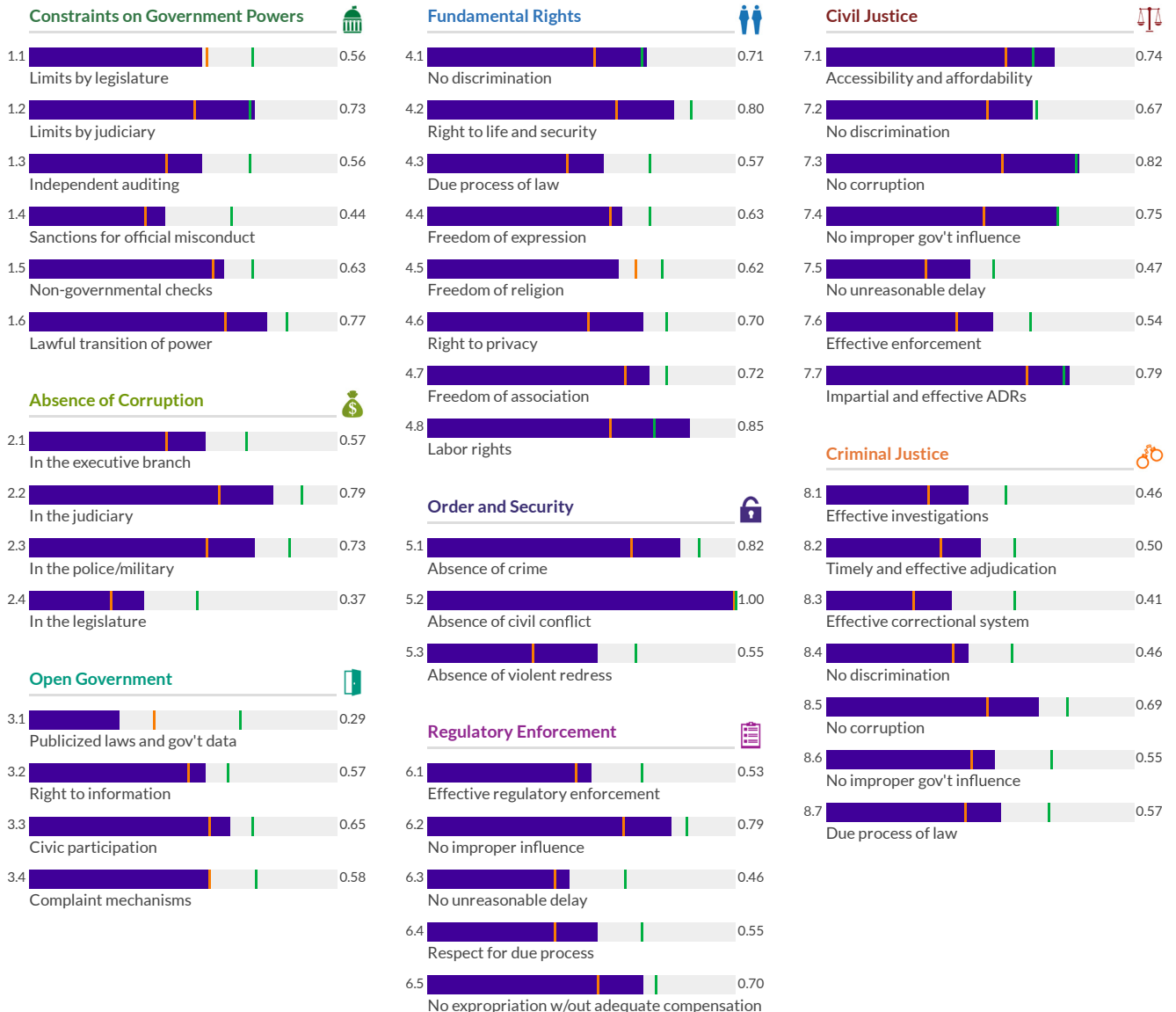
Factor	Score	Score Change	Regional Rank	Income Rank	Global Rank
Constraints on Government Powers	0.61	0.00	6/32	35/43	42/140
Absence of Corruption	0.61	0.02	10/32	38/43	44/140
Open Government	0.52	-0.02	15/32	39/43	61/140
Fundamental Rights	0.70	0.00	6/32	32/43	34/140
Order and Security	0.79	0.01	2/32	34/43	43/140
Regulatory Enforcement	0.61	-0.03	6/32	36/43	38/140
Civil Justice	0.68	0.00	3/32	25/43	25/140
Criminal Justice	0.52	-0.01	11/32	39/43	51/140



* Indicates statistically significant change at the 10 percent level

Low Medium High

Antigua and Barbuda Latin America and Caribbean High

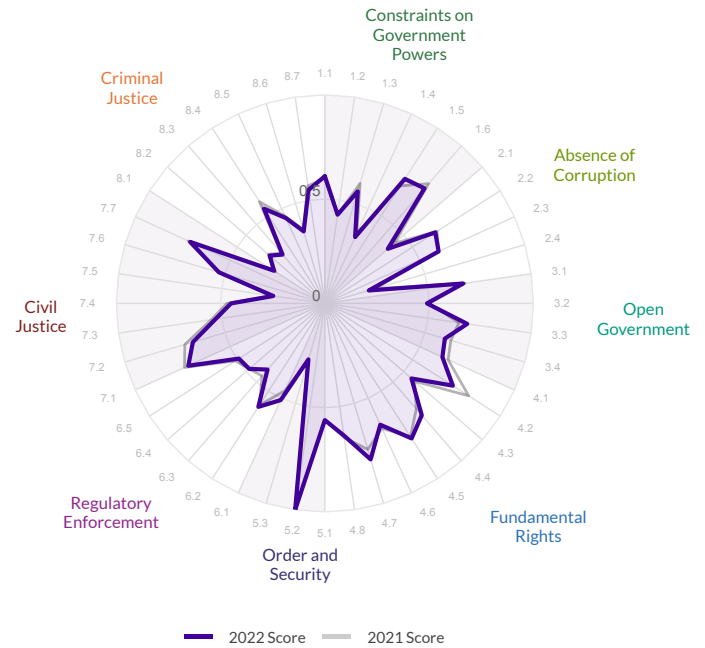


Argentina

The scores range from 0 to 1, where 1 signifies the highest possible score and 0 signifies the lowest possible score.

Overall Score	Regional Rank	Income Rank	Global Rank
0.55	13/32	15/42	59/140
Score Change	Rank Change		
-0.01 ▾	-3 ▾		

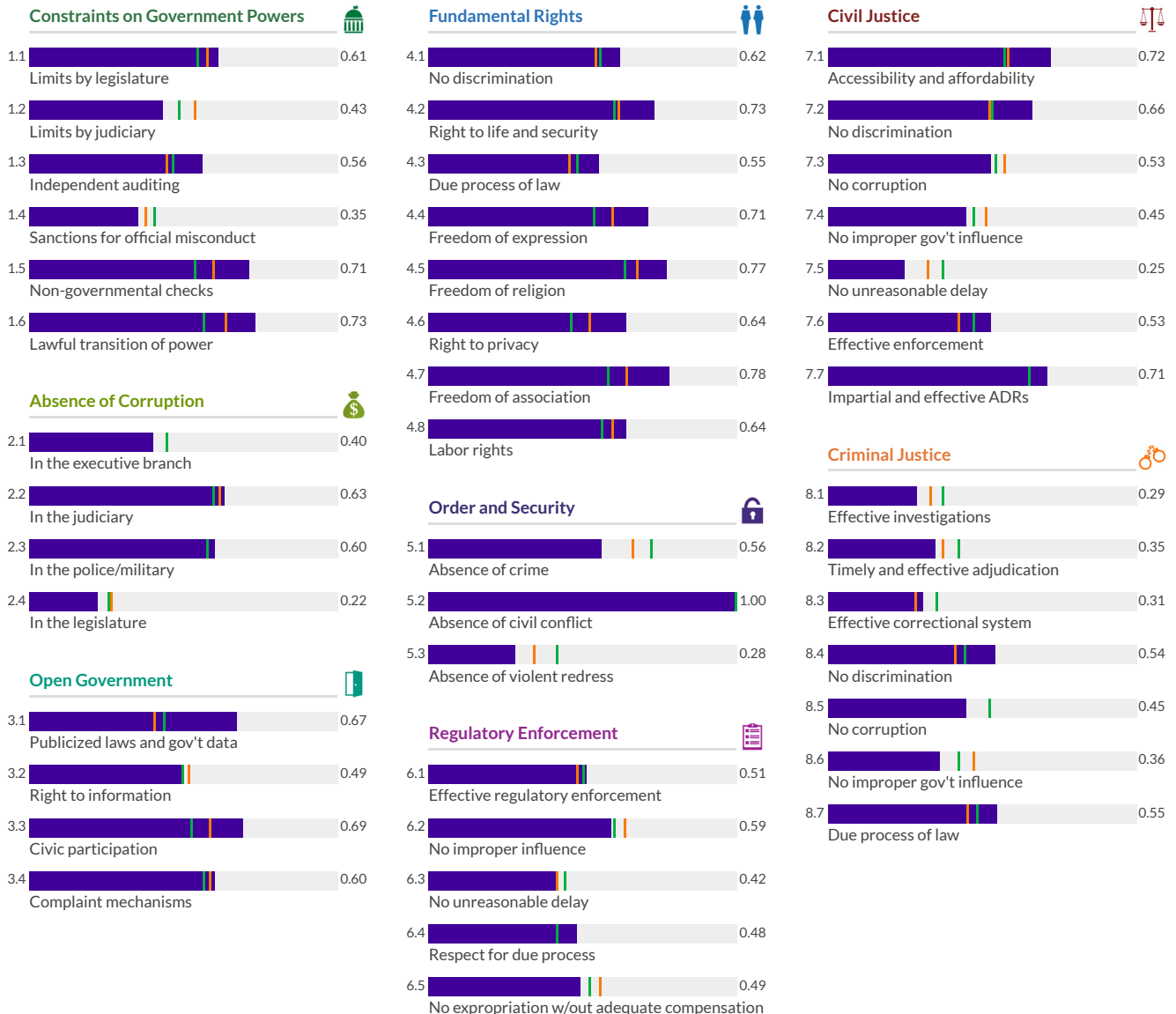
	Factor Score	Score Change	Regional Rank	Income Rank	Global Rank
Constraints on Government Powers	0.56	-0.01	13/32	12/42	59/140
Absence of Corruption	0.46	-0.02	14/32	20/42	69/140
Open Government	0.61	0.00	5/32	5/42	37/140
Fundamental Rights	0.68	-0.01	8/32	3/42	36/140
Order and Security	0.61	-0.01	24/32	35/42	117/140
Regulatory Enforcement	0.50	0.00	15/32	19/42	69/140
Civil Justice	0.55	-0.02	13/32	15/42	61/140
Criminal Justice	0.41	-0.01	14/32	24/42	77/140



* Indicates statistically significant change at the 10 percent level

Low Medium High

Argentina Latin America and Caribbean Upper-Middle



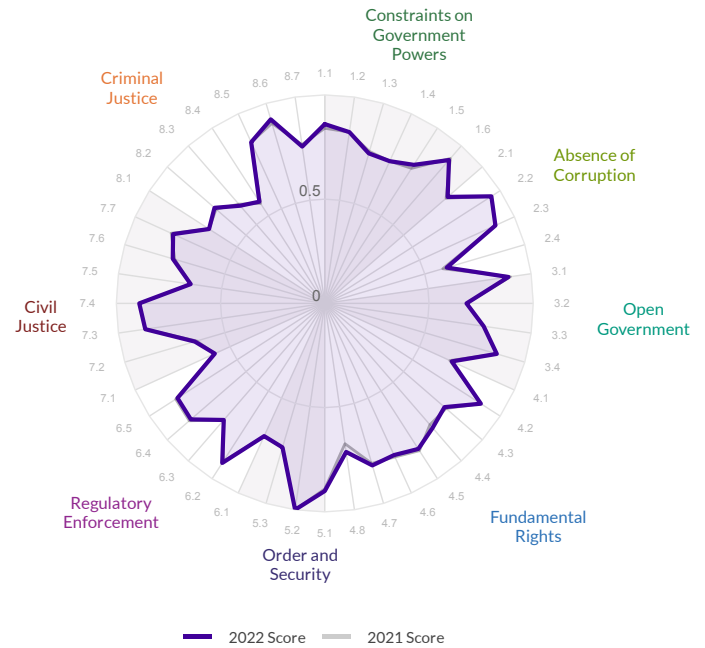
Australia

Region: East Asia and Pacific
Income Group: High

The scores range from 0 to 1, where 1 signifies the highest possible score and 0 signifies the lowest possible score.

Overall Score	Regional Rank	Income Rank	Global Rank
0.79	2/15	13/43	13/140
Score Change	Rank Change		
0.00	0		

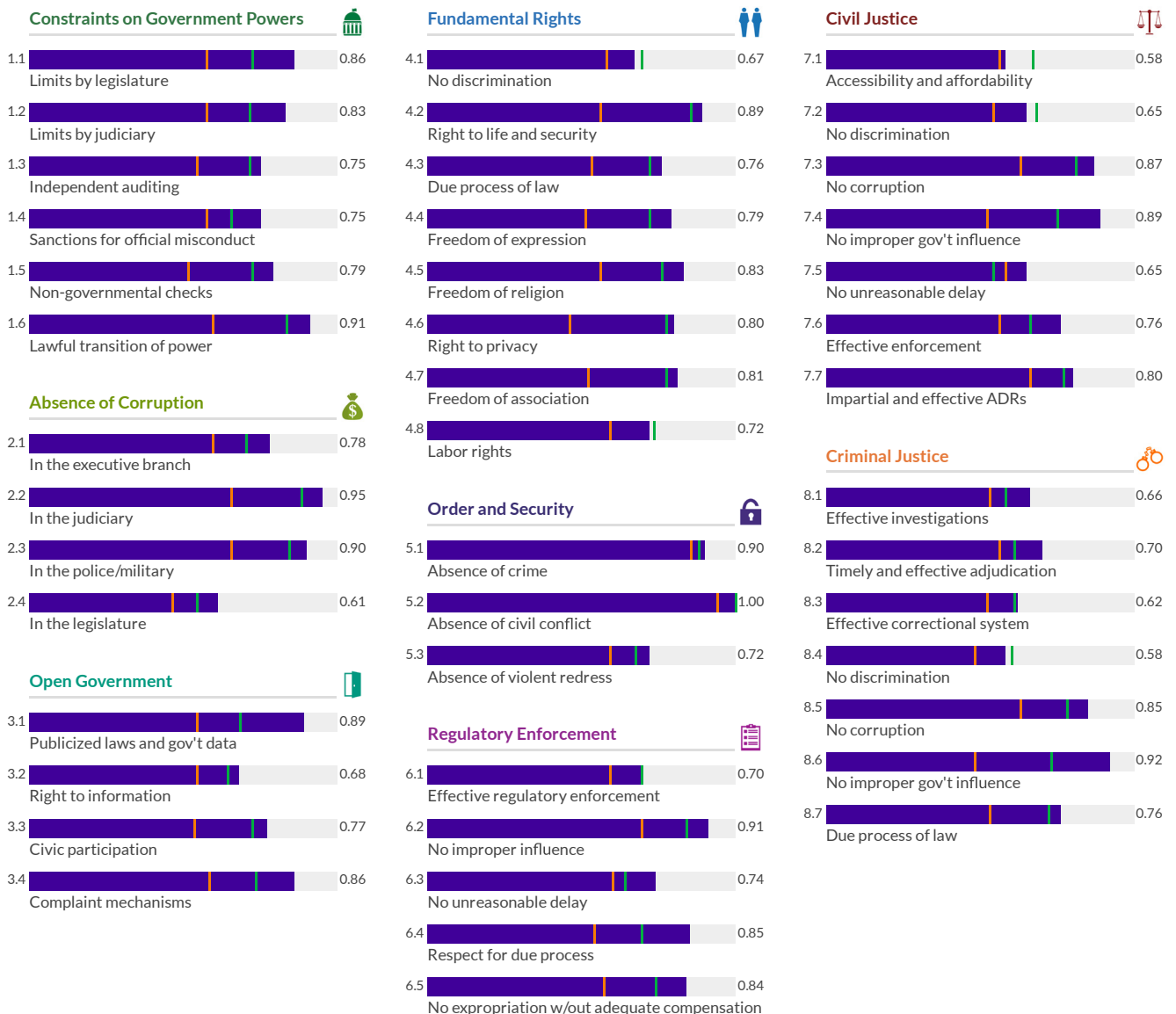
	Factor Score	Score Change	Regional Rank	Income Rank	Global Rank
Constraints on Government Powers	0.81	0.00	2/15	15/43	15/140
Absence of Corruption	0.81	0.00	5/15	14/43	14/140
Open Government	0.80	0.00	2/15	9/43	9/140
Fundamental Rights	0.78	0.00	2/15	18/43	19/140
Order and Security	0.87	0.00	5/15	22/43	23/140
Regulatory Enforcement	0.81	0.00	3/15	14/43	14/140
Civil Justice	0.74	0.00	5/15	15/43	15/140
Criminal Justice	0.73	0.00	4/15	14/43	14/140



* Indicates statistically significant change at the 10 percent level

Low Medium High

Australia East Asia and Pacific High



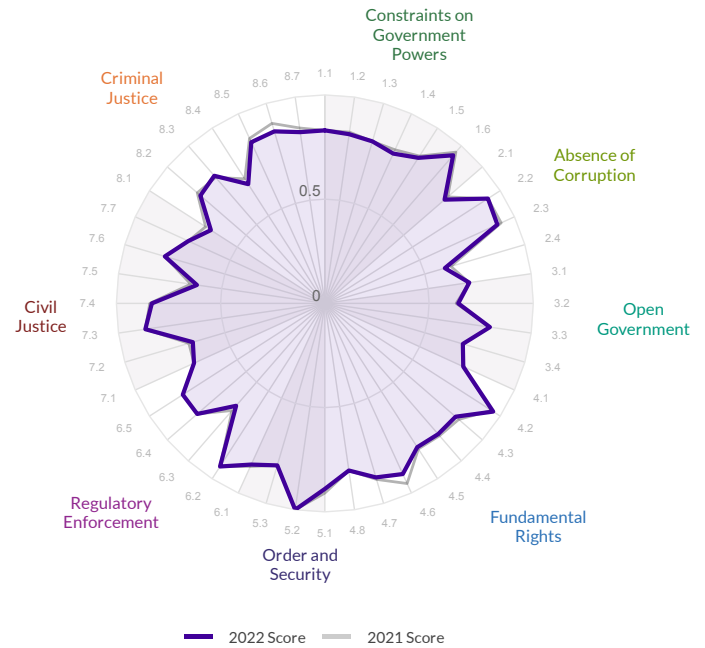
Austria

Region: EU, EFTA, and North America
Income Group: High

The scores range from 0 to 1, where 1 signifies the highest possible score and 0 signifies the lowest possible score.

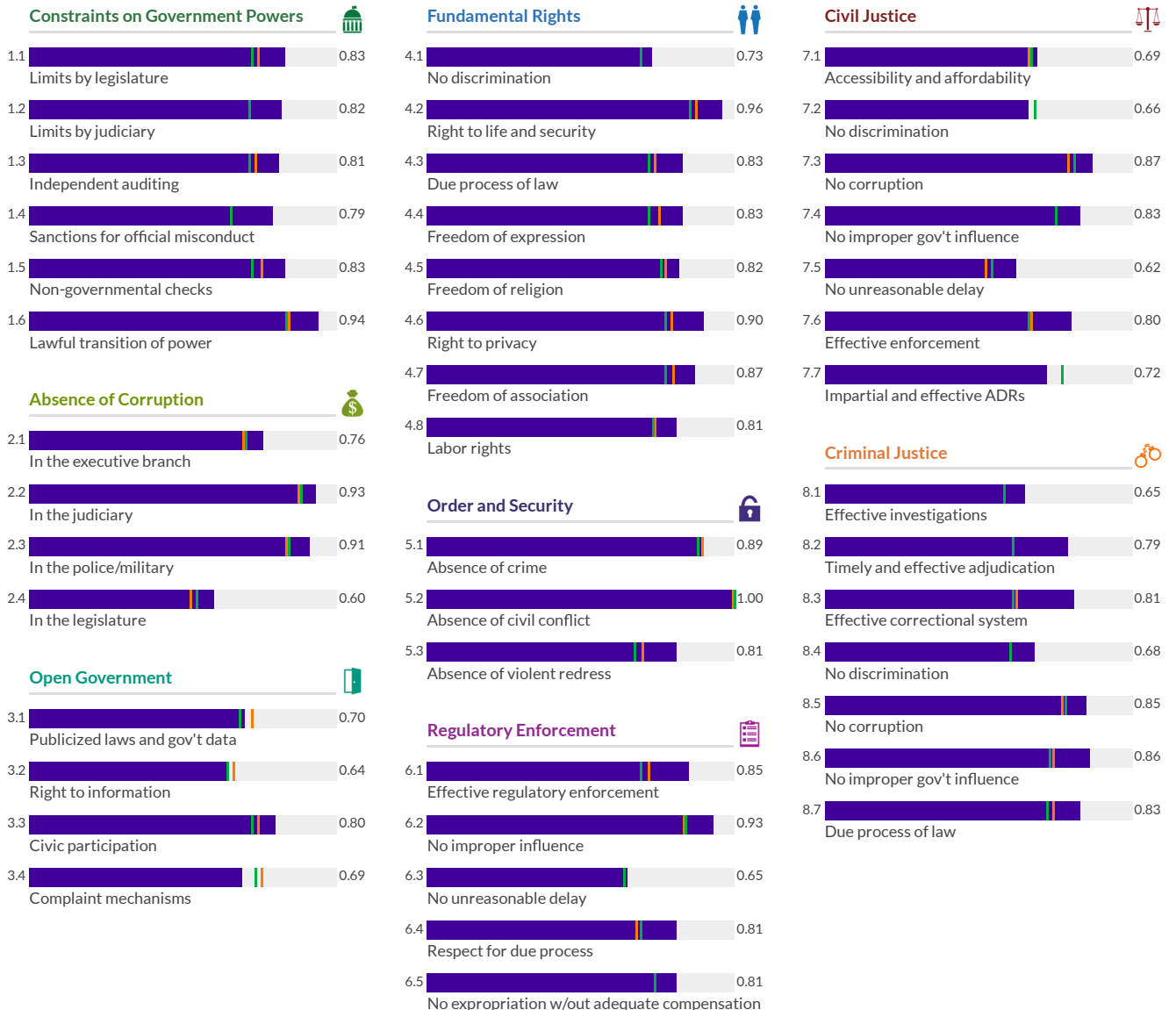
Overall Score	Regional Rank	Income Rank	Global Rank
0.80	10/31	11/43	11/140
Score Change	Rank Change		
-0.01	-2		

	Factor Score	Score Change	Regional Rank	Income Rank	Global Rank
Constraints on Government Powers	0.84	-0.01	7/31	8/43	8/140
Absence of Corruption	0.80	-0.02	13/31	18/43	18/140
Open Government	0.71	0.00	17/31	20/43	20/140
Fundamental Rights	0.84	-0.01	7/31	7/43	7/140
Order and Security	0.90	-0.01	11/31	15/43	15/140
Regulatory Enforcement	0.81	-0.01	11/31	13/43	13/140
Civil Justice	0.74	-0.01	11/31	16/43	16/140
Criminal Justice	0.78	-0.02	5/31	5/43	5/140



* Indicates statistically significant change at the 10 percent level

— Austria — EU, EFTA, and North America — High

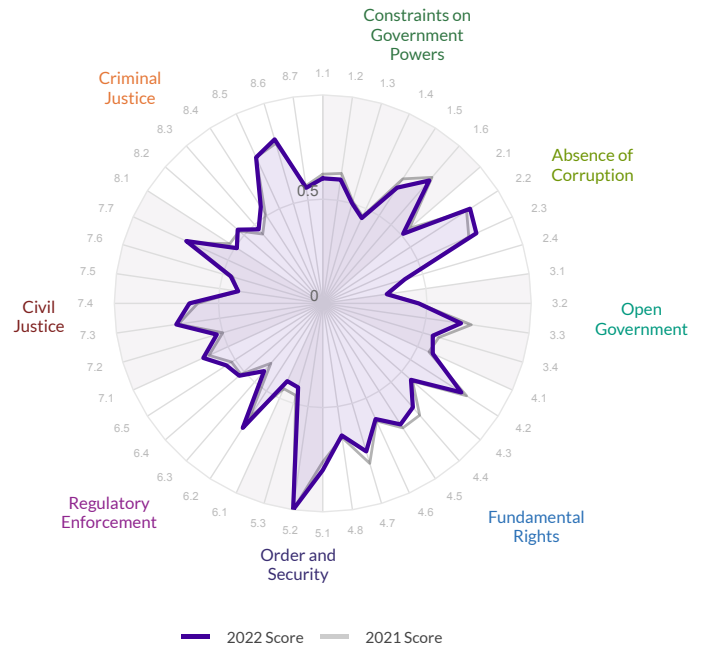


The Bahamas

The scores range from 0 to 1, where 1 signifies the highest possible score and 0 signifies the lowest possible score.

Overall Score	Regional Rank	Income Rank	Global Rank
0.61	9/32	41/43	48/140
Score Change	Rank Change		
0.00	-1		

Factor	Score	Score Change	Regional Rank	Income Rank	Global Rank
Constraints on Government Powers	0.60	-0.02	8/32	37/43	46/140
Absence of Corruption	0.64	0.00	6/32	36/43	40/140
Open Government	0.50	-0.02	20/32	40/43	72/140
Fundamental Rights	0.66	-0.02	10/32	38/43	43/140
Order and Security	0.74	0.00	6/32	39/43	65/140
Regulatory Enforcement	0.53	0.02	12/32	41/43	60/140
Civil Justice	0.58	0.02	10/32	38/43	51/140
Criminal Justice	0.60	0.01	2/32	30/43	31/140



* Indicates statistically significant change at the 10 percent level

Legend: The Bahamas (dark purple), Latin America and Caribbean (orange), High (green)

<h3>Constraints on Government Powers</h3> <ul style="list-style-type: none"> 1.1 Limits by legislature: 0.60 1.2 Limits by judiciary: 0.60 1.3 Independent auditing: 0.50 1.4 Sanctions for official misconduct: 0.45 1.5 Non-governmental checks: 0.66 1.6 Lawful transition of power: 0.78 <h3>Absence of Corruption</h3> <ul style="list-style-type: none"> 2.1 In the executive branch: 0.51 2.2 In the judiciary: 0.84 2.3 In the police/military: 0.81 2.4 In the legislature: 0.41 <h3>Open Government</h3> <ul style="list-style-type: none"> 3.1 Publicized laws and gov't data: 0.31 3.2 Right to information: 0.46 3.3 Civic participation: 0.67 3.4 Complaint mechanisms: 0.55 	<h3>Fundamental Rights</h3> <ul style="list-style-type: none"> 4.1 No discrimination: 0.58 4.2 Right to life and security: 0.79 4.3 Due process of law: 0.56 4.4 Freedom of expression: 0.66 4.5 Freedom of religion: 0.69 4.6 Right to privacy: 0.61 4.7 Freedom of association: 0.74 4.8 Labor rights: 0.64 <h3>Order and Security</h3> <ul style="list-style-type: none"> 5.1 Absence of crime: 0.80 5.2 Absence of civil conflict: 1.00 5.3 Absence of violent redress: 0.42 <h3>Regulatory Enforcement</h3> <ul style="list-style-type: none"> 6.1 Effective regulatory enforcement: 0.41 6.2 No improper influence: 0.71 6.3 No unreasonable delay: 0.43 6.4 Respect for due process: 0.53 6.5 No expropriation w/out adequate compensation: 0.55 	<h3>Civil Justice</h3> <ul style="list-style-type: none"> 7.1 Accessibility and affordability: 0.63 7.2 No discrimination: 0.53 7.3 No corruption: 0.71 7.4 No improper gov't influence: 0.64 7.5 No unreasonable delay: 0.41 7.6 Effective enforcement: 0.46 7.7 Impartial and effective ADRs: 0.72 <h3>Criminal Justice</h3> <ul style="list-style-type: none"> 8.1 Effective investigations: 0.49 8.2 Timely and effective adjudication: 0.54 8.3 Effective correctional system: 0.47 8.4 No discrimination: 0.55 8.5 No corruption: 0.77 8.6 No improper gov't influence: 0.82 8.7 Due process of law: 0.56
--	---	---

Bangladesh

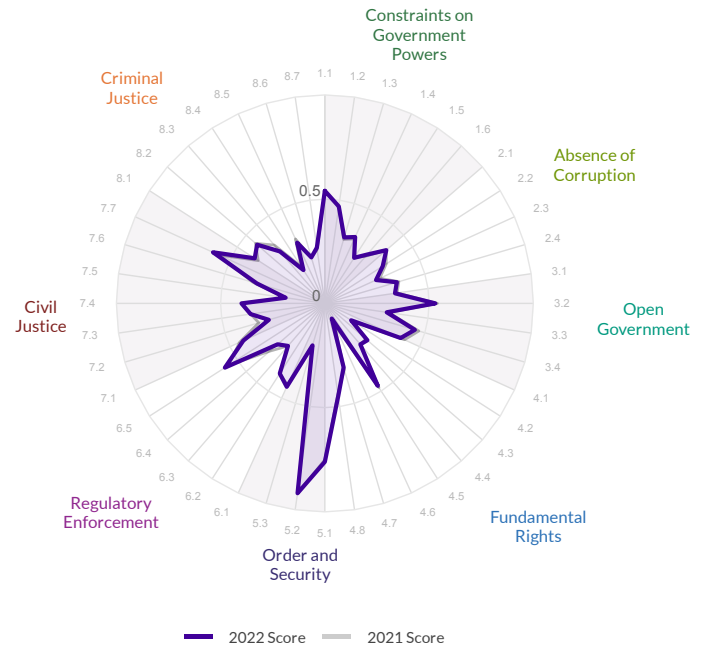
Region: South Asia
Income Group: Lower-Middle

The scores range from 0 to 1, where 1 signifies the highest possible score and 0 signifies the lowest possible score.

Overall Score	Regional Rank	Income Rank	Global Rank
0.39	4/6	29/38	127/140

Score Change	Rank Change
-0.01 ▾	-2 ▾

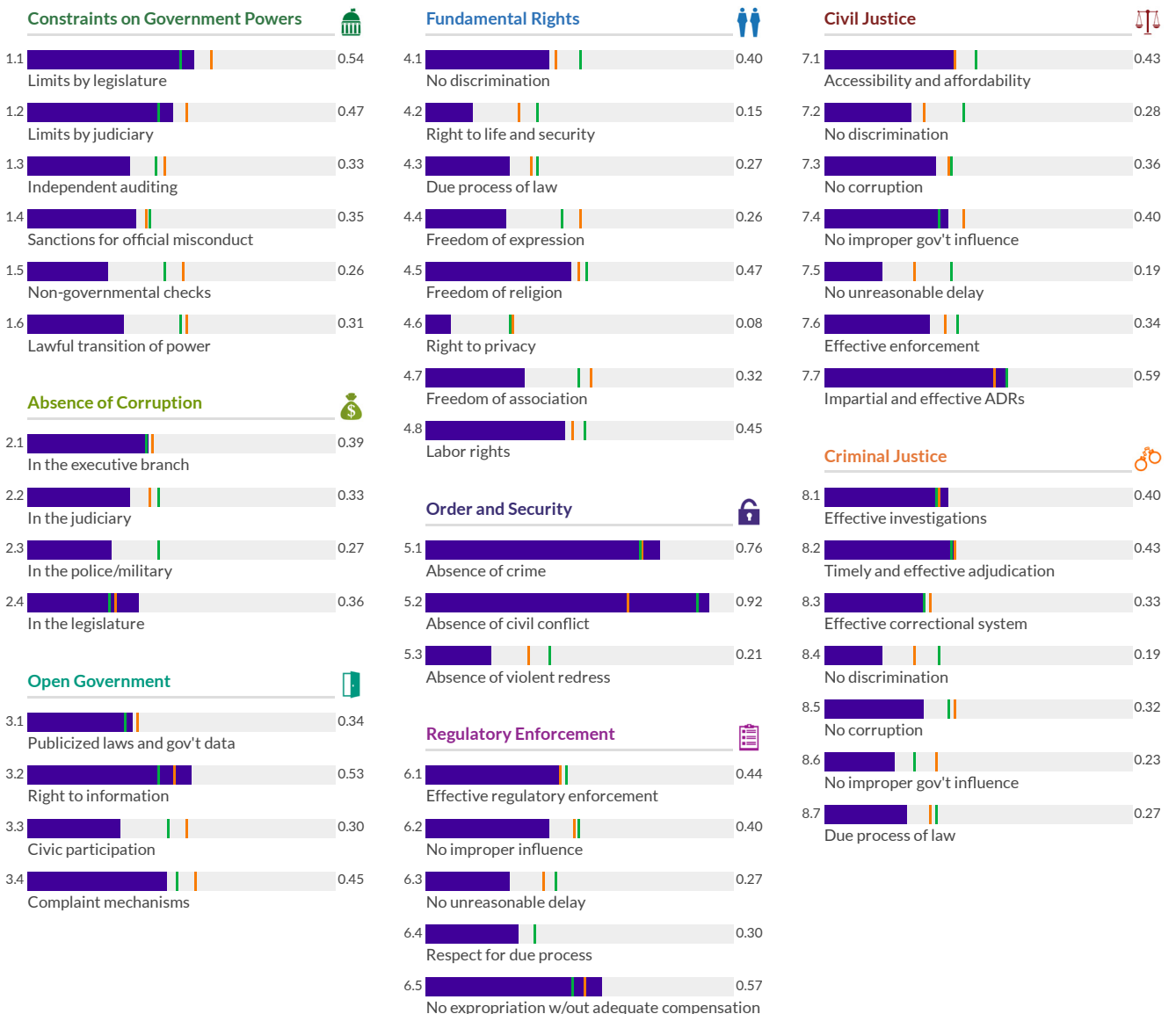
	Factor Score	Score Change	Regional Rank	Income Rank	Global Rank
Constraints on Government Powers	0.38	0.00	6/6	25/38	118/140
Absence of Corruption	0.34	-0.01	4/6	24/38	113/140
Open Government	0.41	-0.01	5/6	21/38	104/140
Fundamental Rights	0.30	-0.01	6/6	35/38	135/140
Order and Security	0.63	0.00	4/6	28/38	110/140
Regulatory Enforcement	0.40	0.00	4/6	29/38	121/140
Civil Justice	0.37	-0.01	5/6	34/38	130/140
Criminal Justice	0.31	-0.01	5/6	29/38	120/140



* Indicates statistically significant change at the 10 percent level

Low Medium High

— Bangladesh — South Asia — Lower-Middle



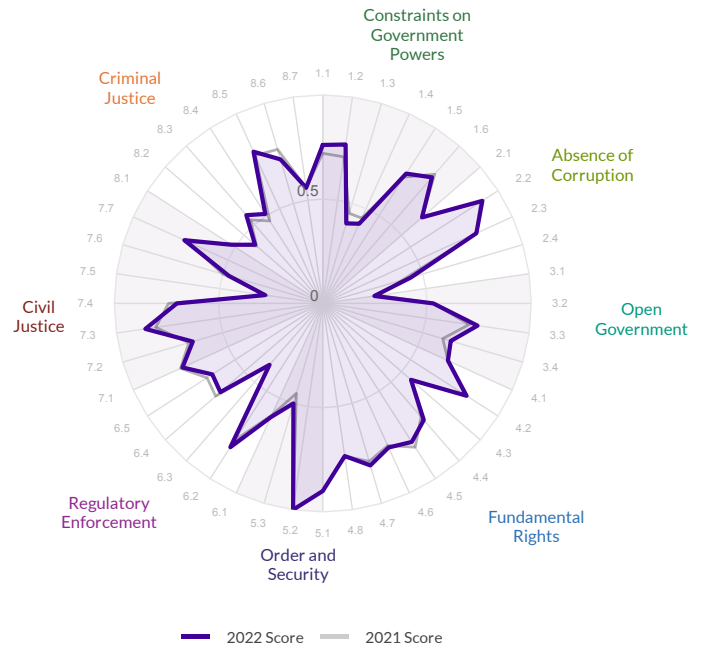
Barbados

Region: Latin America and Caribbean
Income Group: High

The scores range from 0 to 1, where 1 signifies the highest possible score and 0 signifies the lowest possible score.

Overall Score	Regional Rank	Income Rank	Global Rank
0.66	4/32	33/43	34/140
Score Change	Rank Change		
0.01 ▲	1 ▲		

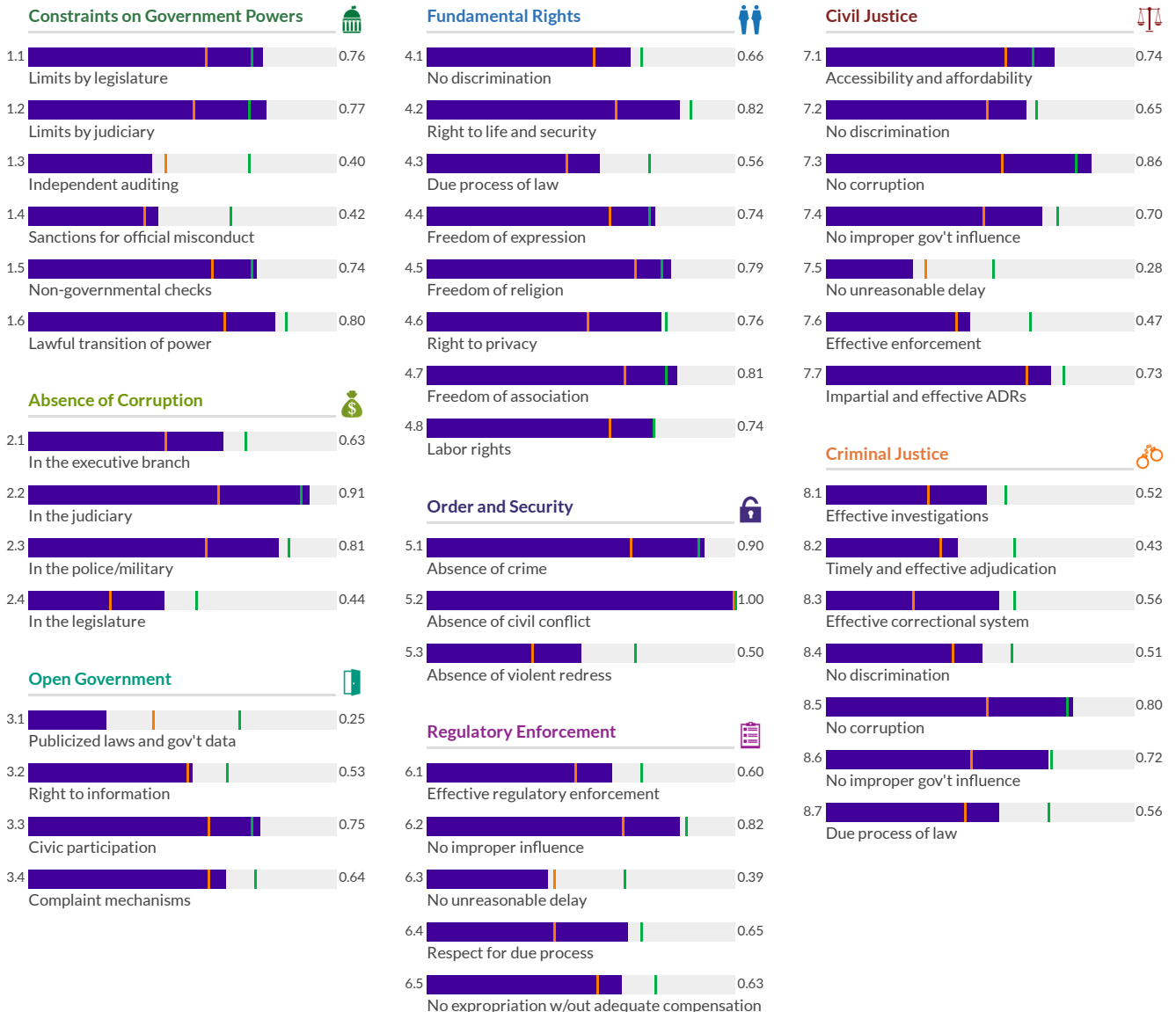
	Factor Score	Score Change	Regional Rank	Income Rank	Global Rank
Constraints on Government Powers	0.65	0.01	4/32	32/43	36/140
Absence of Corruption	0.70	0.01	2/32	27/43	27/140
Open Government	0.54	0.01	12/32	37/43	57/140
Fundamental Rights	0.74	0.01	3/32	27/43	28/140
Order and Security	0.80	0.02	1/32	33/43	40/140
Regulatory Enforcement	0.62	0.00	5/32	35/43	37/140
Civil Justice	0.63	0.00	6/32	31/43	35/140
Criminal Justice	0.59	0.01	3/32	31/43	33/140



* Indicates statistically significant change at the 10 percent level

Low Medium High

Barbados Latin America and Caribbean High



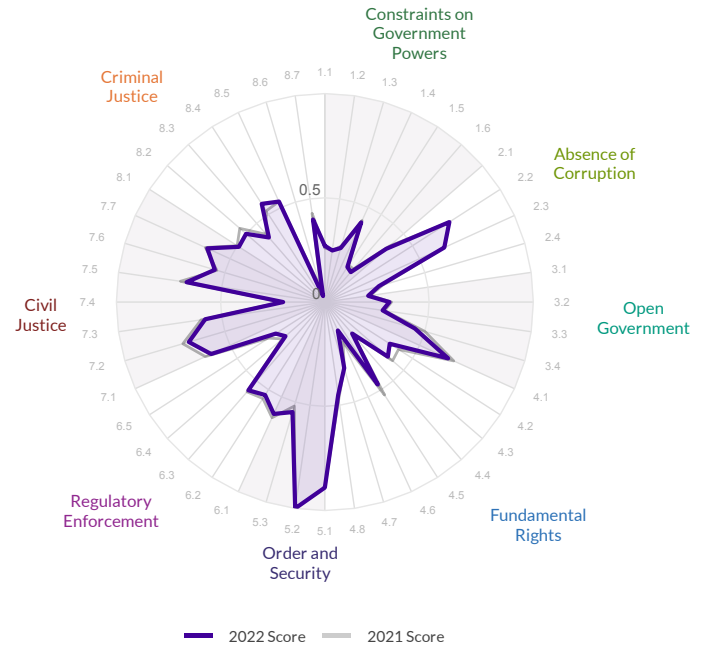
Belarus

The scores range from 0 to 1, where 1 signifies the highest possible score and 0 signifies the lowest possible score.

Overall Score	Regional Rank	Income Rank	Global Rank
0.46	11/14	35/42	99/140

Score Change	Rank Change
-0.02	-2

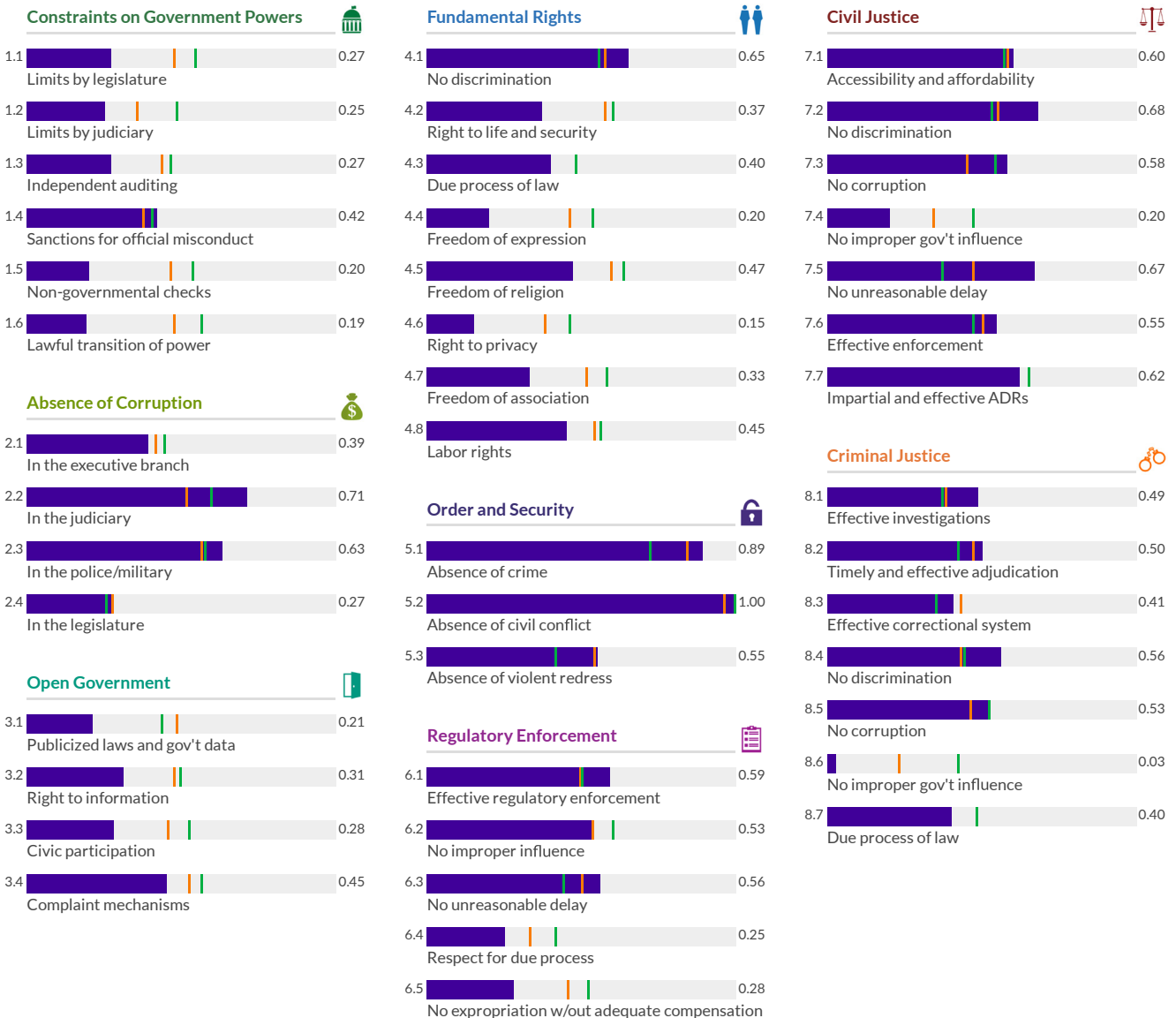
	Factor Score	Score Change	Regional Rank	Income Rank	Global Rank
Constraints on Government Powers	0.27	-0.01	14/14	41/42	137/140
Absence of Corruption	0.50	-0.01	2/14	15/42	58/140
Open Government	0.31	-0.02	14/14	41/42	134/140
Fundamental Rights	0.38	-0.03	13/14	39/42	125/140
Order and Security	0.81	0.01	3/14	3/42	36/140
Regulatory Enforcement	0.44	-0.02	10/14	35/42	103/140
Civil Justice	0.56	-0.02	2/14	14/42	59/140
Criminal Justice	0.42	-0.02	7/14	23/42	76/140



* Indicates statistically significant change at the 10 percent level

Low Medium High

Belarus Eastern Europe and Central Asia Upper-Middle



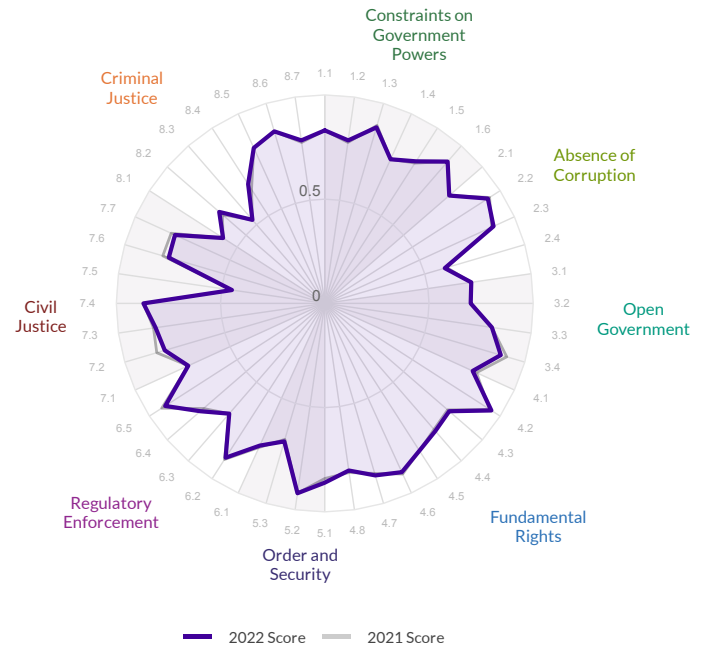
Belgium

Region: EU, EFTA, and North America
Income Group: High

The scores range from 0 to 1, where 1 signifies the highest possible score and 0 signifies the lowest possible score.

Overall Score	Regional Rank	Income Rank	Global Rank
0.79	12/31	14/43	14/140
Score Change	Rank Change		
0.00	0		

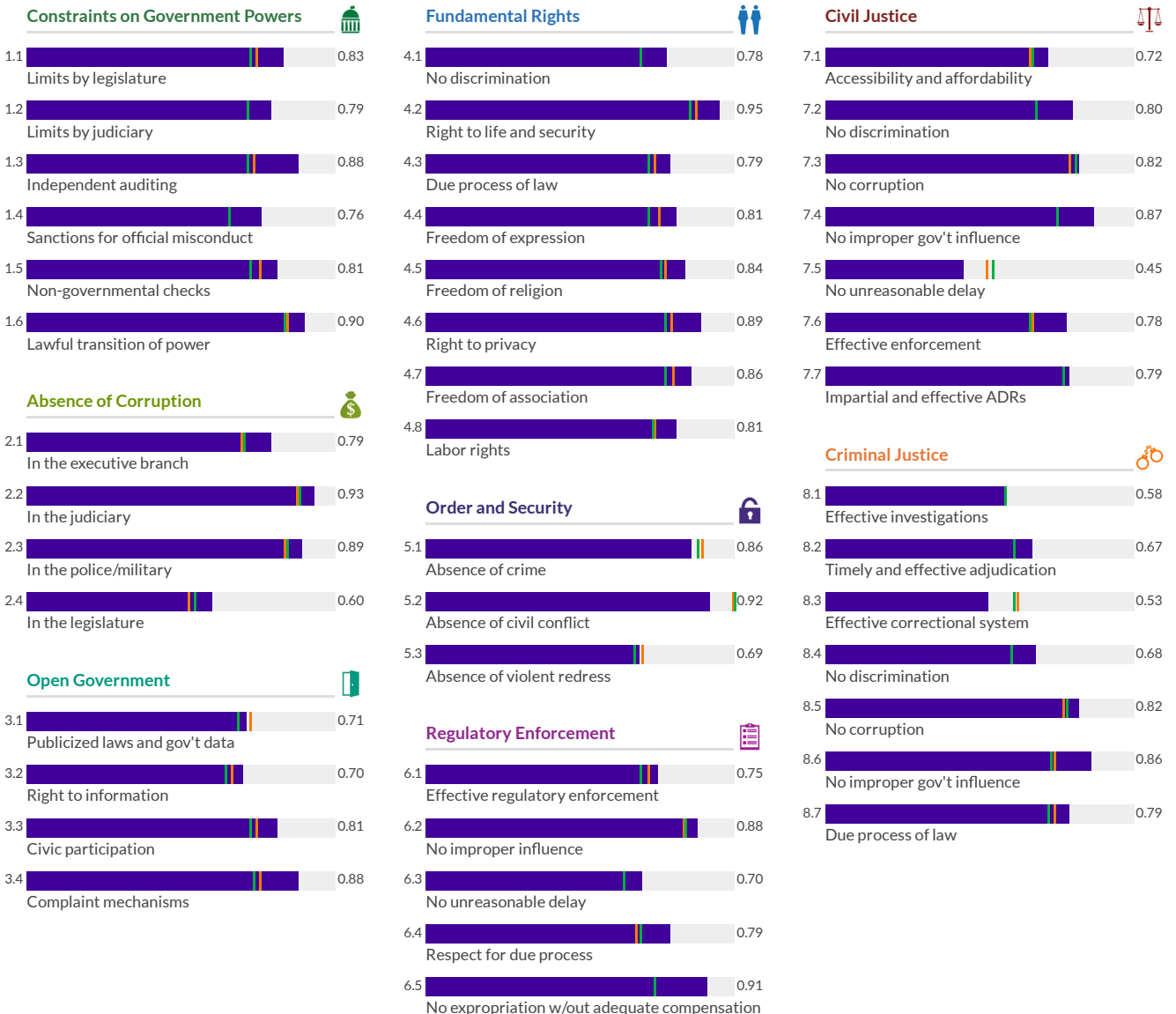
	Factor Score	Score Change	Regional Rank	Income Rank	Global Rank
Constraints on Government Powers	0.83	0.00	11/31	12/43	12/140
Absence of Corruption	0.80	0.00	12/31	17/43	17/140
Open Government	0.78	-0.01	12/31	14/43	14/140
Fundamental Rights	0.84	0.00	8/31	8/43	8/140
Order and Security	0.82	0.01	25/31	31/43	35/140
Regulatory Enforcement	0.81	0.00	12/31	15/43	15/140
Civil Justice	0.75	-0.01	10/31	14/43	14/140
Criminal Justice	0.71	0.01	12/31	16/43	16/140



* Indicates statistically significant change at the 10 percent level

Low Medium High

Belgium EU, EFTA, and North America High



Belize

Region: Latin America and Caribbean
Income Group: Lower-Middle

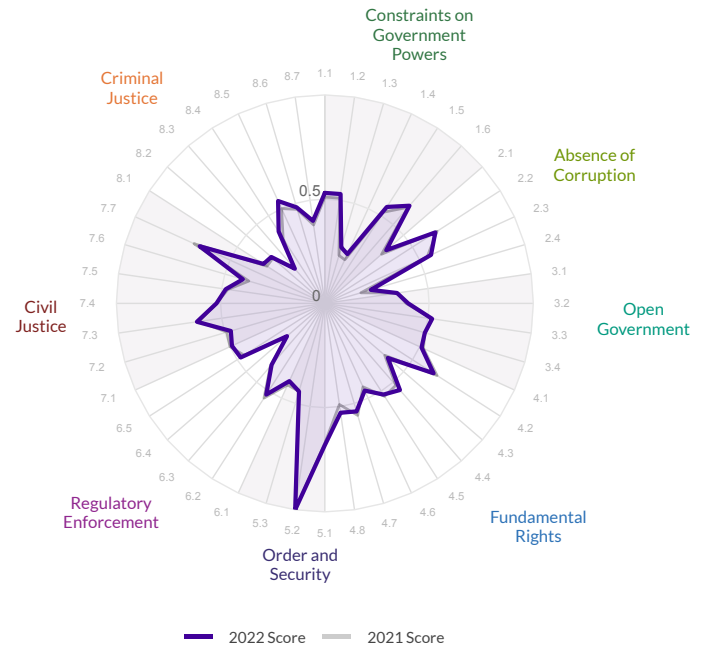
The scores range from 0 to 1, where 1 signifies the highest possible score and 0 signifies the lowest possible score.

Overall Score	Regional Rank	Income Rank	Global Rank
0.49	19/32	12/38	85/140
Score Change	Rank Change		
0.01▲	8▲		

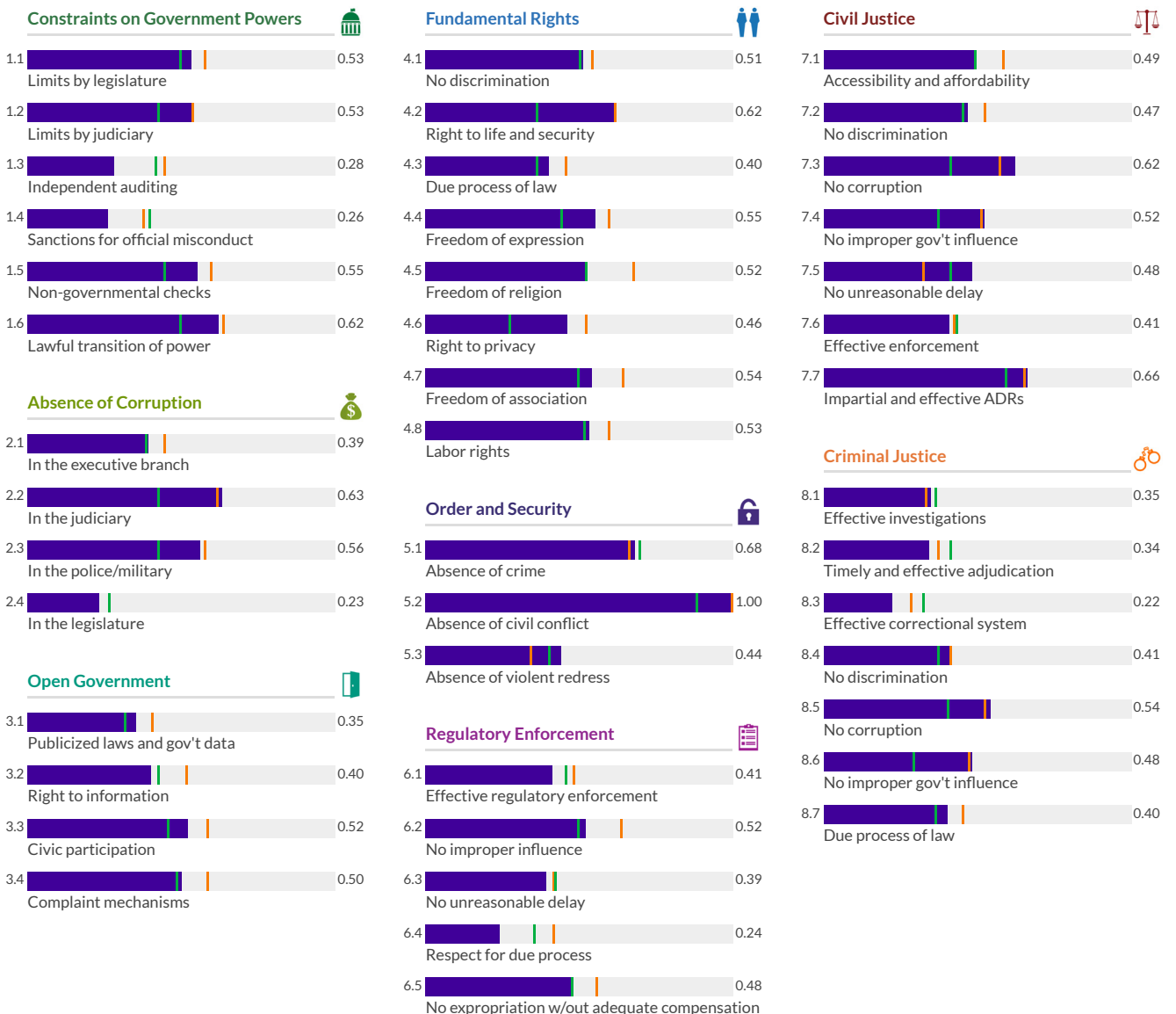
	Factor Score	Score Change	Regional Rank	Income Rank	Global Rank
Constraints on Government Powers	0.46	0.03*	25/32	18/38	95/140
Absence of Corruption	0.45	0.02	15/32	5/38	72/140
Open Government	0.44	0.00	26/32	15/38	96/140
Fundamental Rights	0.52	0.00	23/32	7/38	80/140
Order and Security	0.71	0.01	10/32	13/38	81/140
Regulatory Enforcement	0.41	0.00	27/32	27/38	117/140
Civil Justice	0.52	0.00	15/32	7/38	70/140
Criminal Justice	0.39	0.02	16/32	13/38	87/140

* Indicates statistically significant change at the 10 percent level

Low Medium High



— Belize — Latin America and Caribbean — Lower-Middle

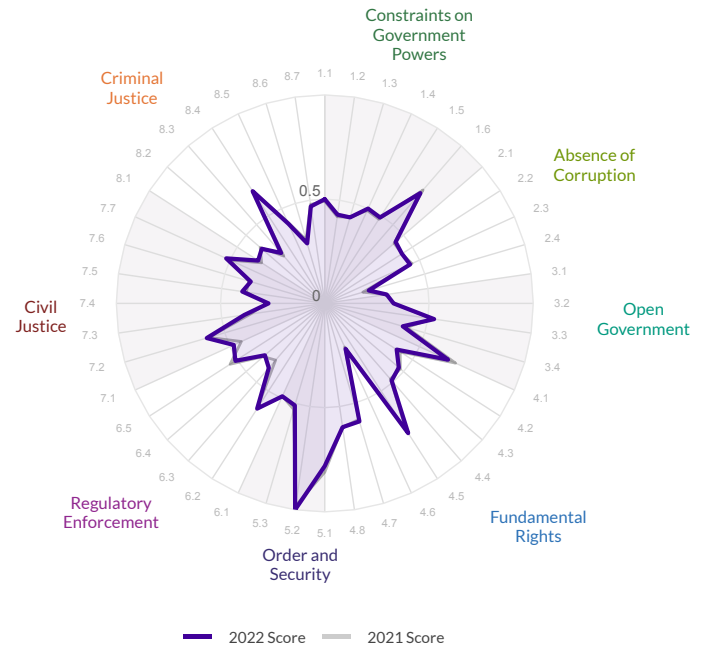


Benin

The scores range from 0 to 1, where 1 signifies the highest possible score and 0 signifies the lowest possible score.

Overall Score	Regional Rank	Income Rank	Global Rank
0.49	11/34	13/38	88/140
Score Change	Rank Change		
0.00	3▲		

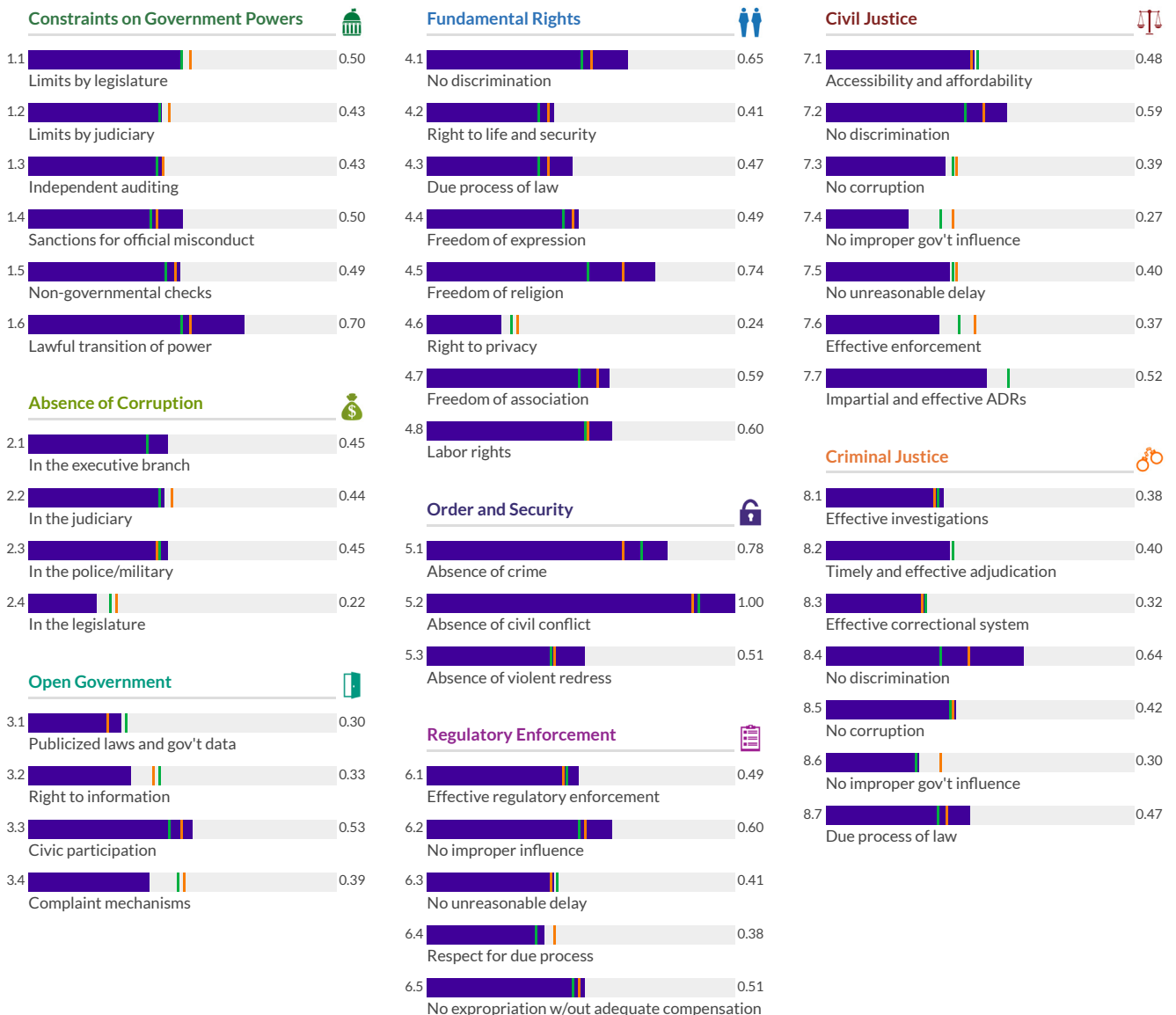
	Factor Score	Score Change	Regional Rank	Income Rank	Global Rank
Constraints on Government Powers	0.51	0.00	11/34	9/38	74/140
Absence of Corruption	0.39	0.01	15/34	18/38	99/140
Open Government	0.38	0.00	17/34	23/38	110/140
Fundamental Rights	0.52	0.00	9/34	5/38	76/140
Order and Security	0.76	-0.01	2/34	3/38	56/140
Regulatory Enforcement	0.48	0.00	11/34	13/38	83/140
Civil Justice	0.43	0.01	22/34	26/38	110/140
Criminal Justice	0.42	0.00	10/34	8/38	75/140



* Indicates statistically significant change at the 10 percent level

Low Medium High

Benin Sub-Saharan Africa Lower-Middle



Bolivia

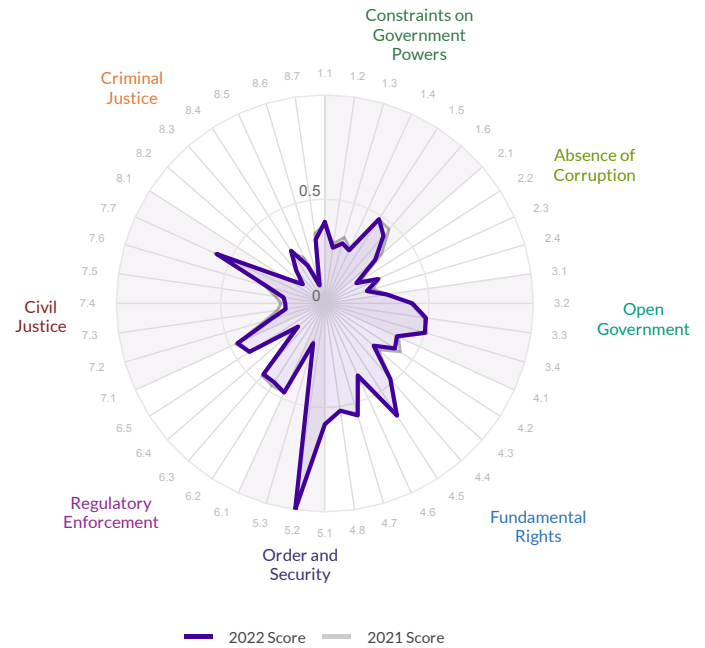
Region: Latin America and Caribbean
Income Group: Lower-Middle

The scores range from 0 to 1, where 1 signifies the highest possible score and 0 signifies the lowest possible score.

Overall Score	Regional Rank	Income Rank	Global Rank
0.38	29/32	31/38	130/140

Score Change	Rank Change
-0.01 ▾	0

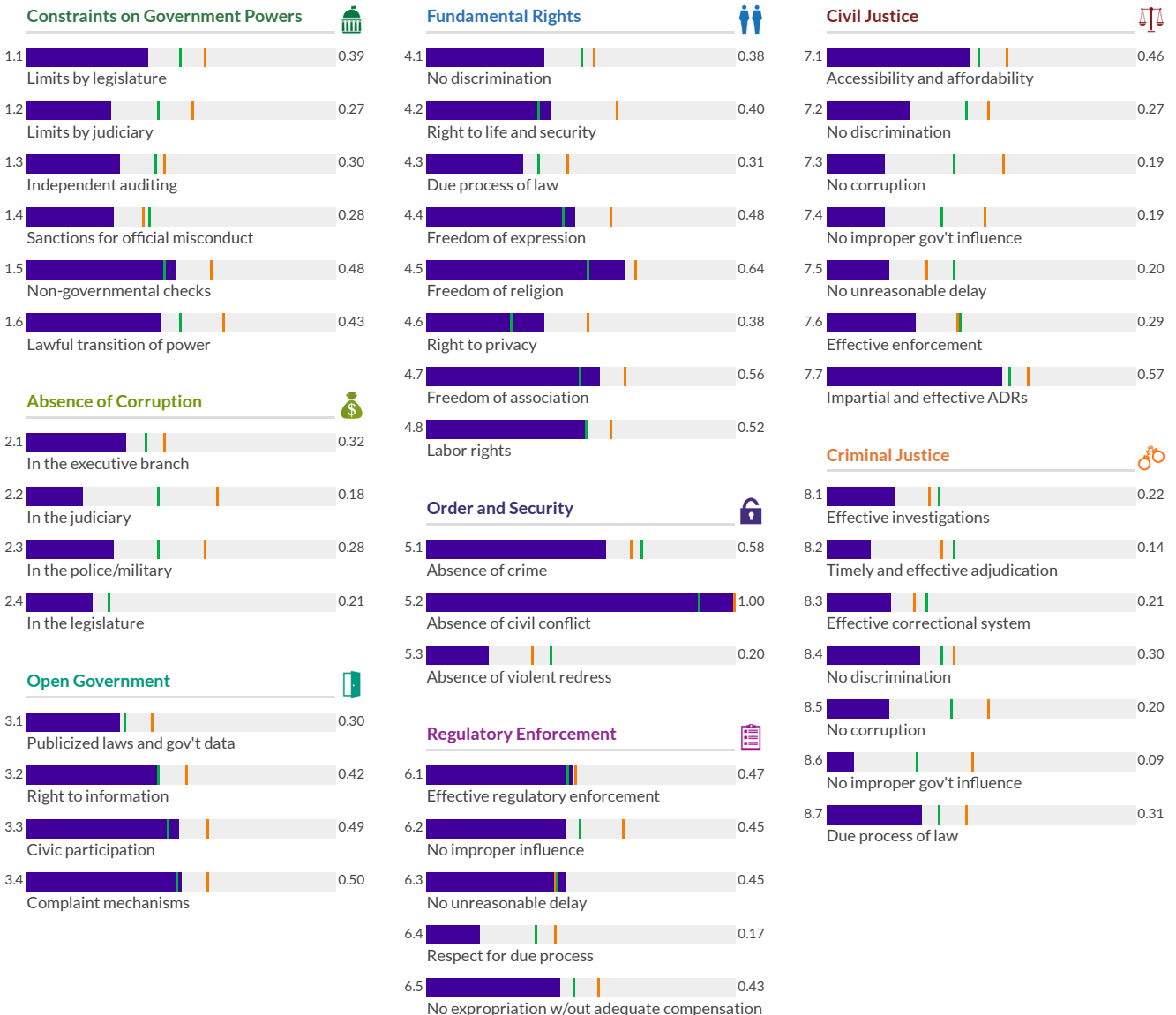
	Factor Score	Score Change	Regional Rank	Income Rank	Global Rank
Constraints on Government Powers	0.36	-0.02	29/32	30/38	126/140
Absence of Corruption	0.25	-0.03*	31/32	35/38	135/140
Open Government	0.43	0.00	28/32	18/38	99/140
Fundamental Rights	0.46	-0.01	28/32	15/38	99/140
Order and Security	0.59	0.00	27/32	33/38	124/140
Regulatory Enforcement	0.39	-0.01	28/32	30/38	123/140
Civil Justice	0.31	-0.02*	31/32	37/38	138/140
Criminal Justice	0.21	-0.01	31/32	38/38	139/140



* Indicates statistically significant change at the 10 percent level

Low Medium High

— Bolivia — Latin America and Caribbean — Lower-Middle



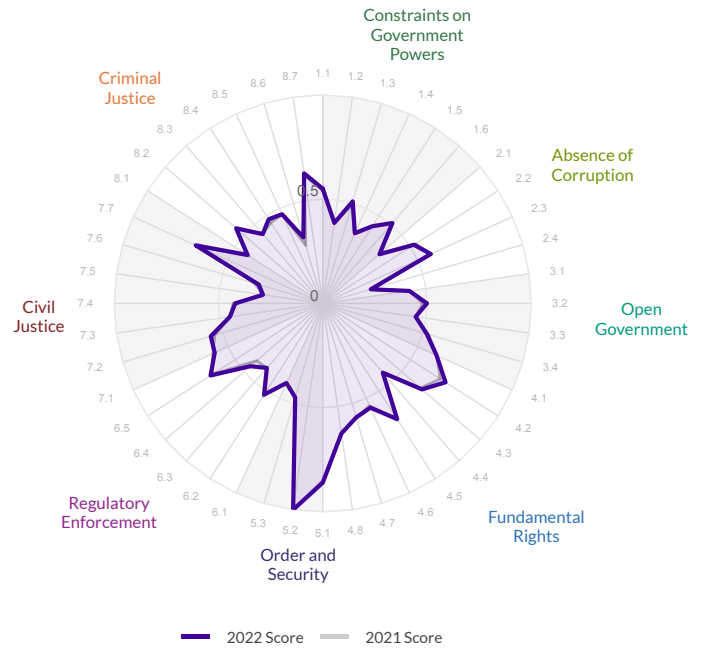
Bosnia and Herzegovina

Region: Eastern Europe and Central Asia
Income Group: Upper-Middle

The scores range from 0 to 1, where 1 signifies the highest possible score and 0 signifies the lowest possible score.

Overall Score	Regional Rank	Income Rank	Global Rank
0.52	6/14	21/42	70/140
Score Change	Rank Change		
0.00	2▲		

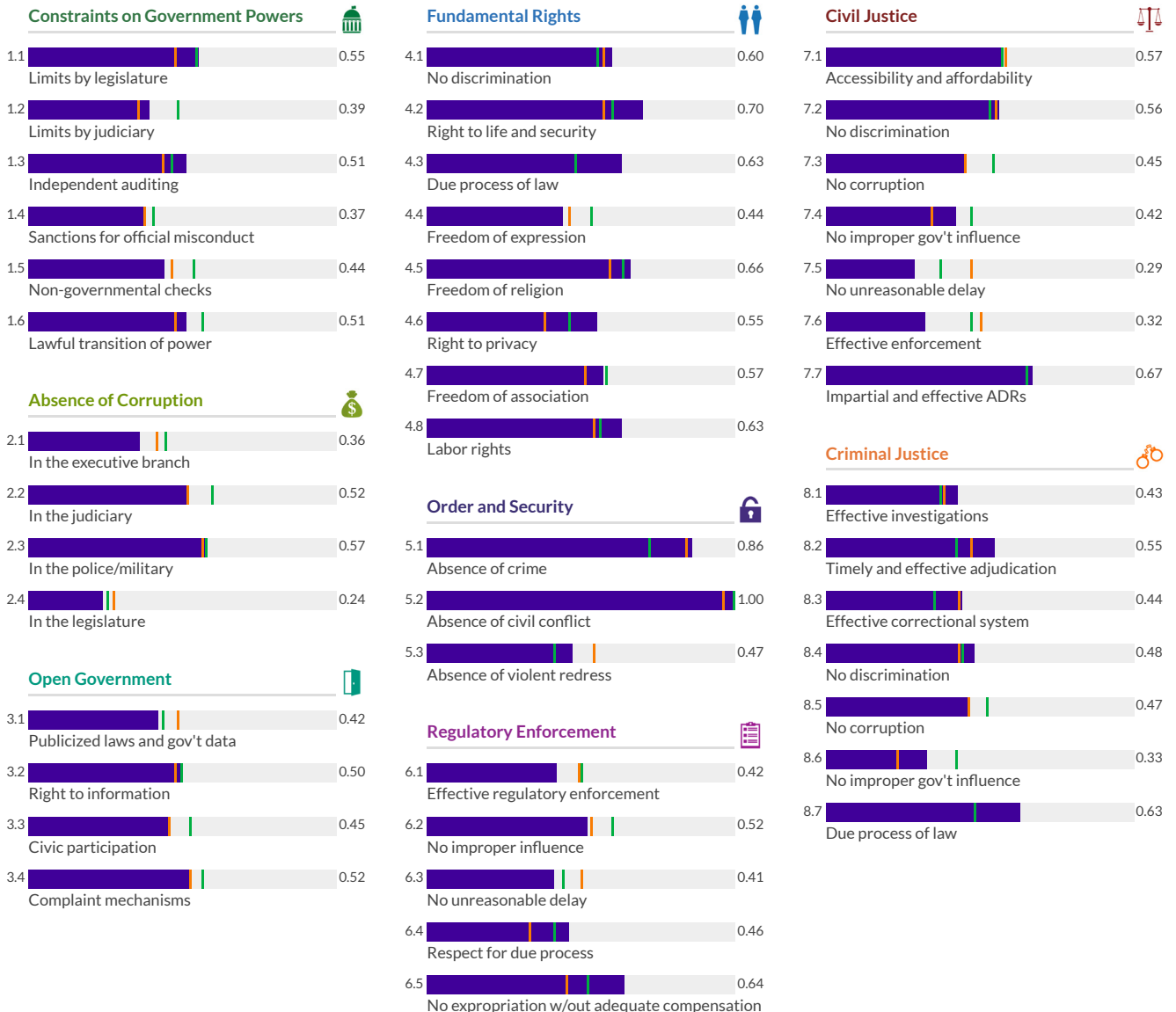
	Factor Score	Score Change	Regional Rank	Income Rank	Global Rank
Constraints on Government Powers	0.46	0.01	6/14	30/42	96/140
Absence of Corruption	0.42	0.00	8/14	27/42	85/140
Open Government	0.47	0.01	7/14	27/42	81/140
Fundamental Rights	0.60	0.01	4/14	16/42	57/140
Order and Security	0.77	0.00	9/14	13/42	52/140
Regulatory Enforcement	0.49	0.01	3/14	20/42	71/140
Civil Justice	0.47	0.00	11/14	32/42	92/140
Criminal Justice	0.48	0.01	2/14	16/42	61/140



* Indicates statistically significant change at the 10 percent level

Low Medium High

Bosnia and Herzegovina Eastern Europe and Central Asia Upper-Middle



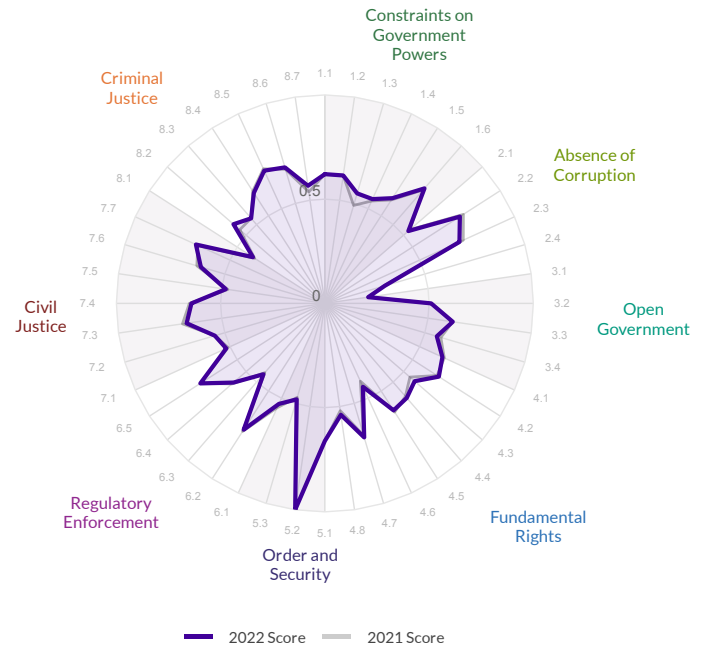
Botswana

Region: Sub-Saharan Africa
Income Group: Upper-Middle

The scores range from 0 to 1, where 1 signifies the highest possible score and 0 signifies the lowest possible score.

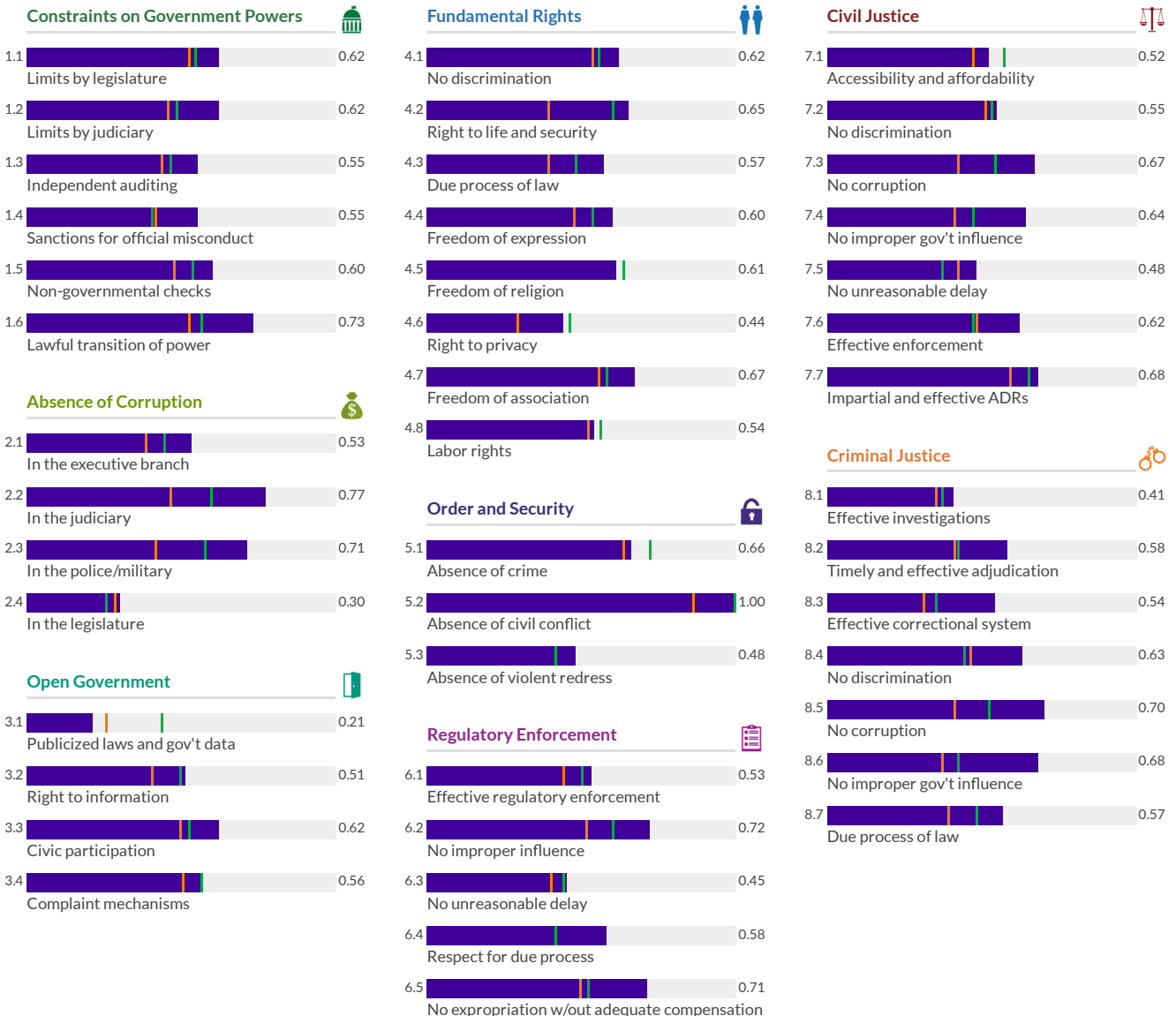
Overall Score	Regional Rank	Income Rank	Global Rank
0.59	4/34	9/42	51/140
Score Change	Rank Change		
0.00	0		

	Factor Score	Score Change	Regional Rank	Income Rank	Global Rank
Constraints on Government Powers	0.61	0.01	5/34	6/42	44/140
Absence of Corruption	0.58	-0.01	3/34	9/42	48/140
Open Government	0.48	0.00	8/34	26/42	80/140
Fundamental Rights	0.59	0.01	5/34	19/42	62/140
Order and Security	0.72	0.00	7/34	23/42	72/140
Regulatory Enforcement	0.60	0.00	3/34	3/42	41/140
Civil Justice	0.60	0.00	5/34	12/42	50/140
Criminal Justice	0.59	0.01	1/34	2/42	32/140



* Indicates statistically significant change at the 10 percent level

— Botswana — Sub-Saharan Africa — Upper-Middle



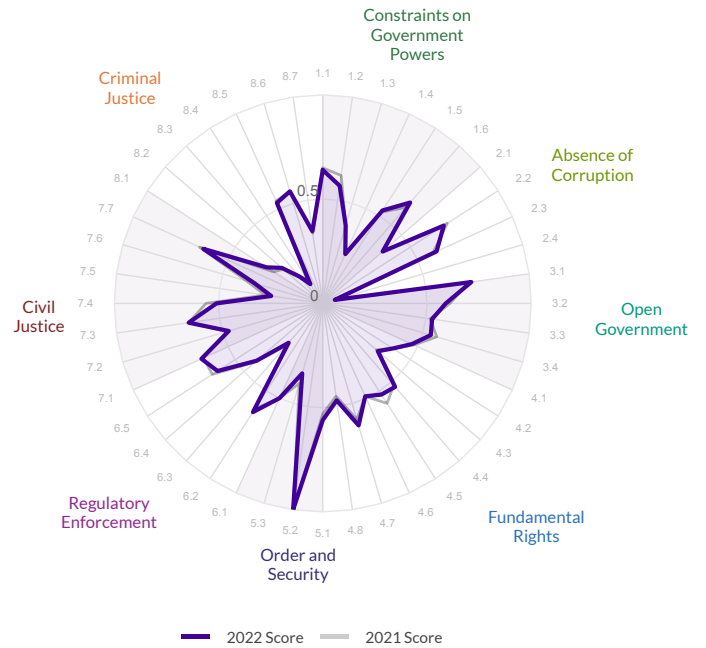
Brazil

The scores range from 0 to 1, where 1 signifies the highest possible score and 0 signifies the lowest possible score.

Overall Score	Regional Rank	Income Rank	Global Rank
0.49	18/32	26/42	81/140

Score Change	Rank Change
-0.01 ▾	-4 ▾

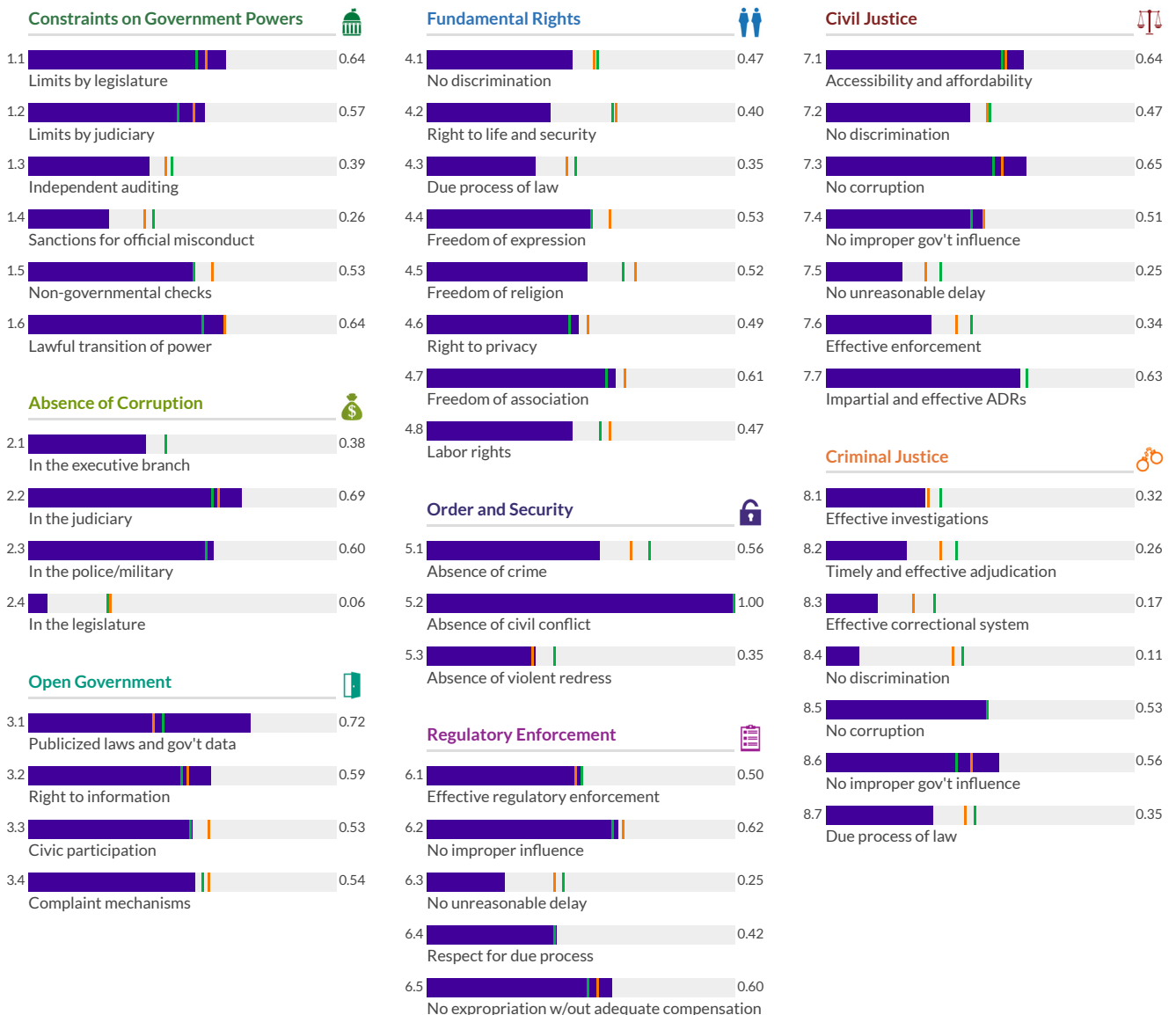
	Factor Score	Score Change	Regional Rank	Income Rank	Global Rank
Constraints on Government Powers	0.51	0.00	20/32	21/42	76/140
Absence of Corruption	0.43	0.00	18/32	26/42	82/140
Open Government	0.60	-0.01	6/32	6/42	41/140
Fundamental Rights	0.48	0.00	26/32	32/42	93/140
Order and Security	0.64	-0.01	21/32	31/42	108/140
Regulatory Enforcement	0.48	-0.01	19/32	23/42	79/140
Civil Justice	0.50	-0.02	17/32	24/42	78/140
Criminal Justice	0.33	0.00	20/32	34/42	112/140



* Indicates statistically significant change at the 10 percent level

Low Medium High

— Brazil — Latin America and Caribbean — Upper-Middle



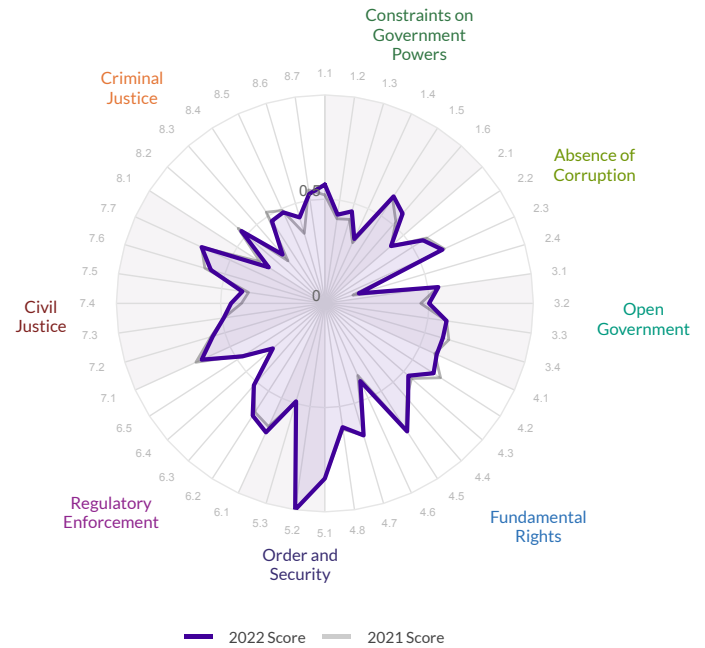
Bulgaria

Region: EU, EFTA, and North America
Income Group: Upper-Middle

The scores range from 0 to 1, where 1 signifies the highest possible score and 0 signifies the lowest possible score.

Overall Score	Regional Rank	Income Rank	Global Rank
0.55	30/31	16/42	60/140
Score Change	Rank Change		
0.01 ▲	2 ▲		

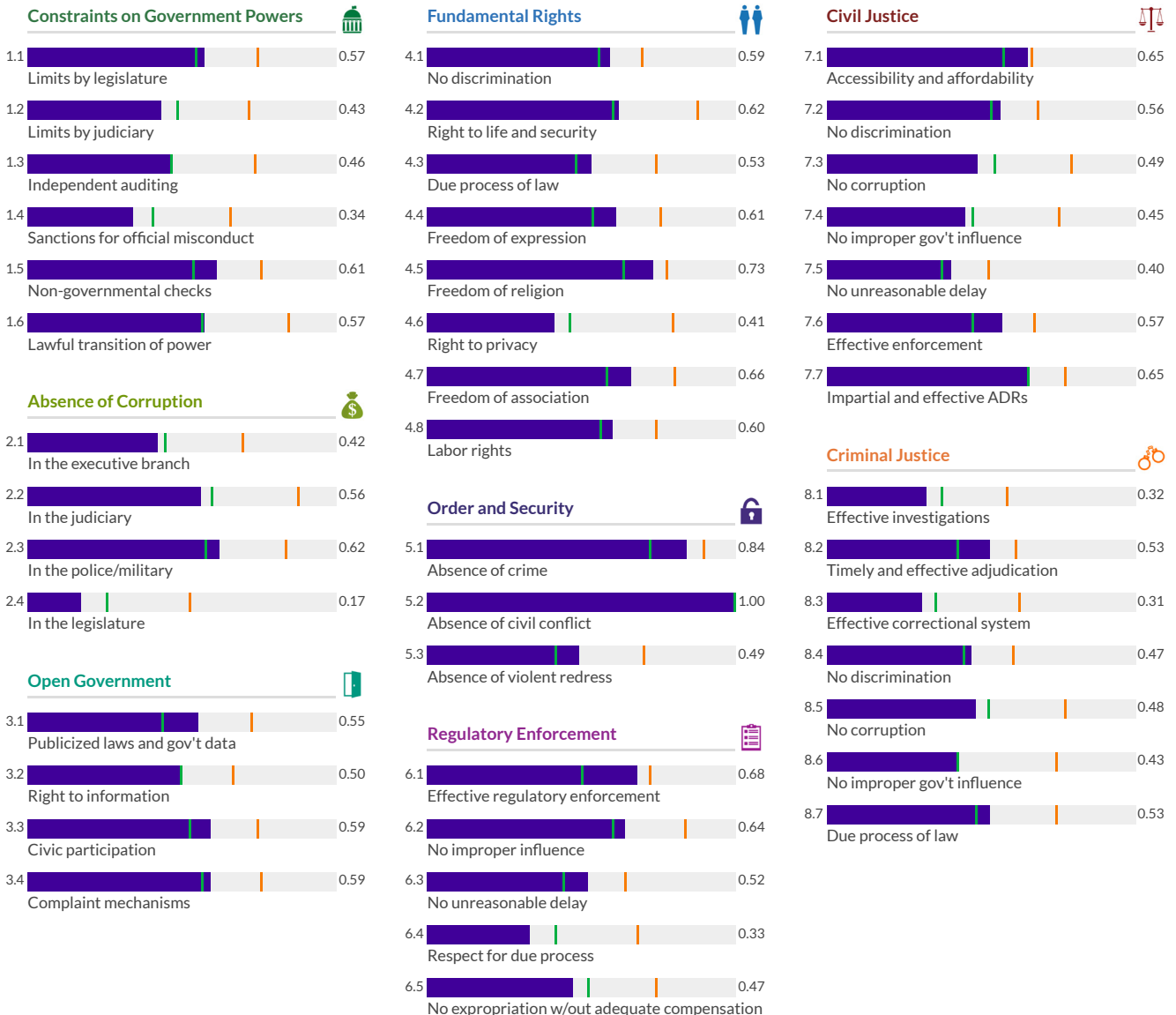
Factor	Score	Score Change	Regional Rank	Income Rank	Global Rank
Constraints on Government Powers	0.50	0.03*	30/31	24/42	81/140
Absence of Corruption	0.44	0.00	31/31	25/42	77/140
Open Government	0.56	0.00	30/31	13/42	52/140
Fundamental Rights	0.60	0.00	30/31	18/42	59/140
Order and Security	0.78	0.00	29/31	12/42	51/140
Regulatory Enforcement	0.53	0.01	30/31	15/42	59/140
Civil Justice	0.54	0.00	30/31	17/42	66/140
Criminal Justice	0.44	0.00	31/31	21/42	72/140



* Indicates statistically significant change at the 10 percent level

Low Medium High

— Bulgaria — EU, EFTA, and North America — Upper-Middle



Burkina Faso

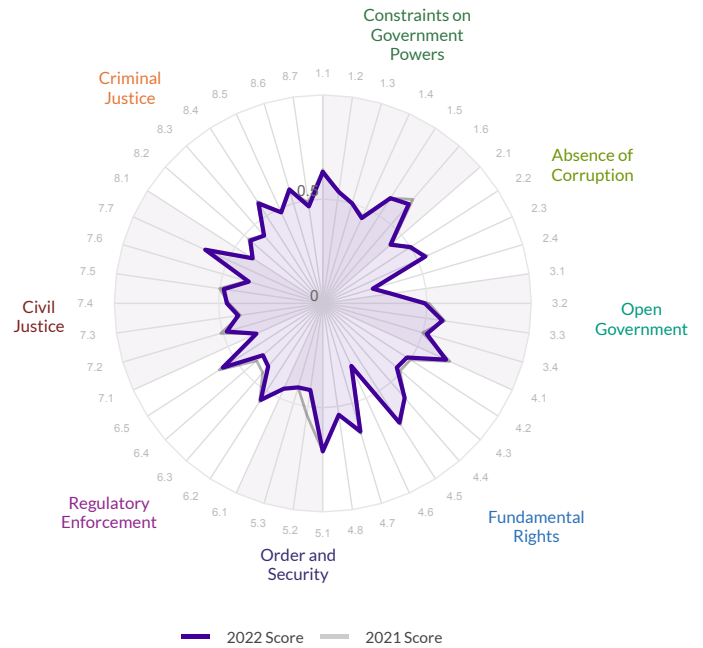
The scores range from 0 to 1, where 1 signifies the highest possible score and 0 signifies the lowest possible score.

Overall Score	Regional Rank	Income Rank	Global Rank
0.49	9/34	3/17	82/140
Score Change	Rank Change		
-0.01	-7		

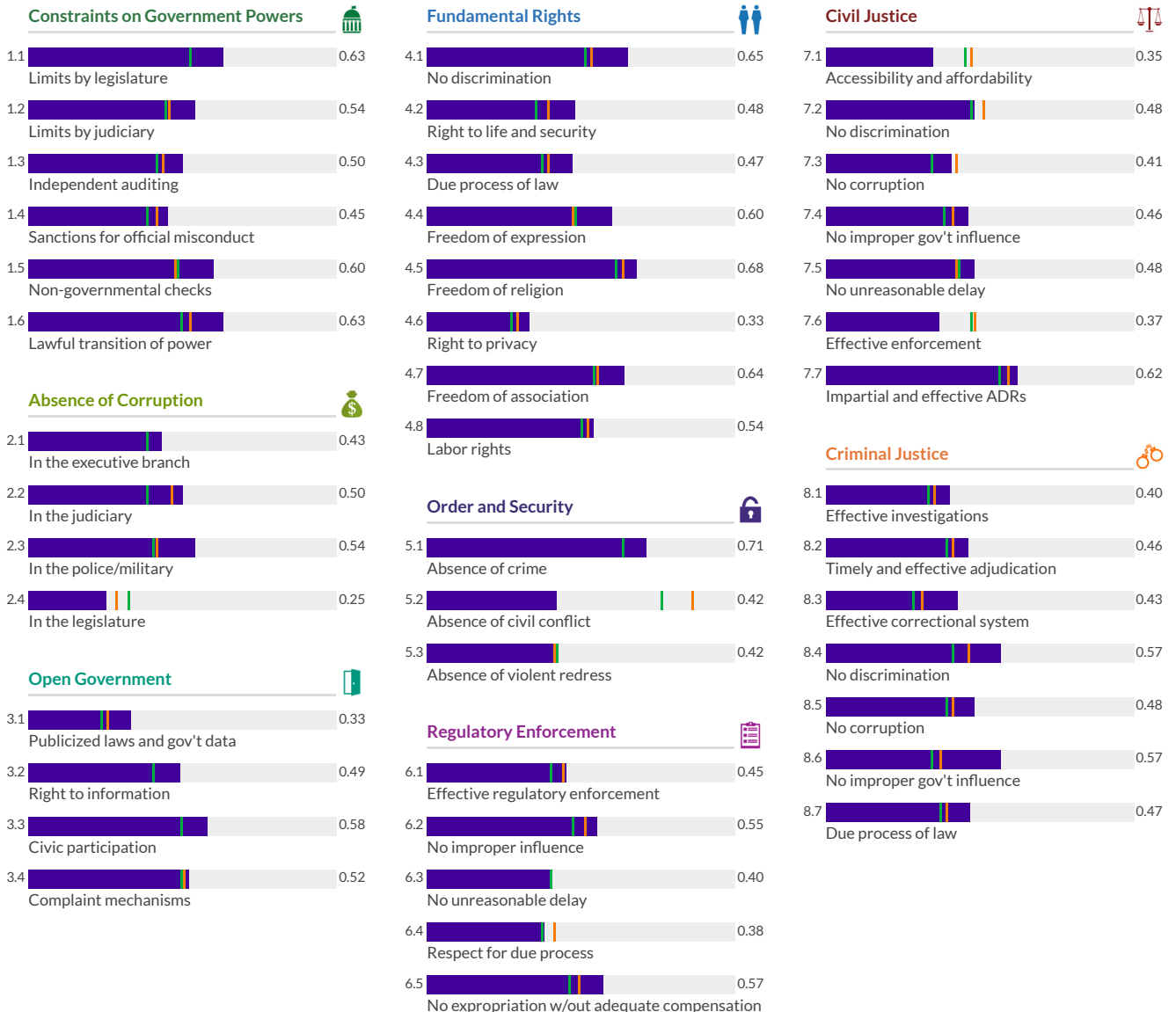
	Factor Score	Score Change	Regional Rank	Income Rank	Global Rank
Constraints on Government Powers	0.56	-0.01	10/34	4/17	63/140
Absence of Corruption	0.43	0.00	11/34	5/17	83/140
Open Government	0.48	0.00	7/34	2/17	78/140
Fundamental Rights	0.55	-0.01	8/34	2/17	72/140
Order and Security	0.51	-0.05*	29/34	13/17	131/140
Regulatory Enforcement	0.47	-0.02	13/34	5/17	87/140
Civil Justice	0.45	0.00	18/34	6/17	103/140
Criminal Justice	0.48	0.00	6/34	2/17	59/140

* Indicates statistically significant change at the 10 percent level

Low Medium High



Burkina Faso Sub-Saharan Africa Low



Cambodia

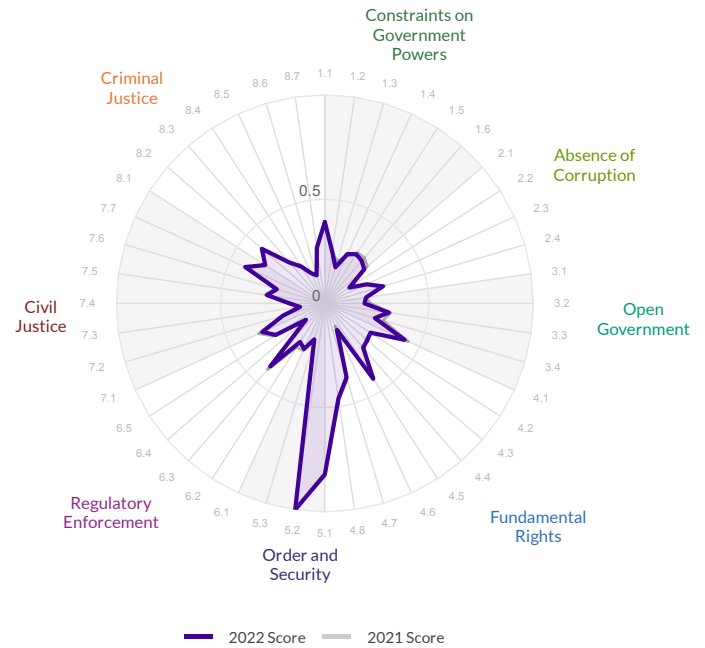
Region: East Asia and Pacific
Income Group: Lower-Middle

The scores range from 0 to 1, where 1 signifies the highest possible score and 0 signifies the lowest possible score.

Overall Score	Regional Rank	Income Rank	Global Rank
0.31	15/15	38/38	139/140

Score Change	Rank Change
-0.01 ▾	0

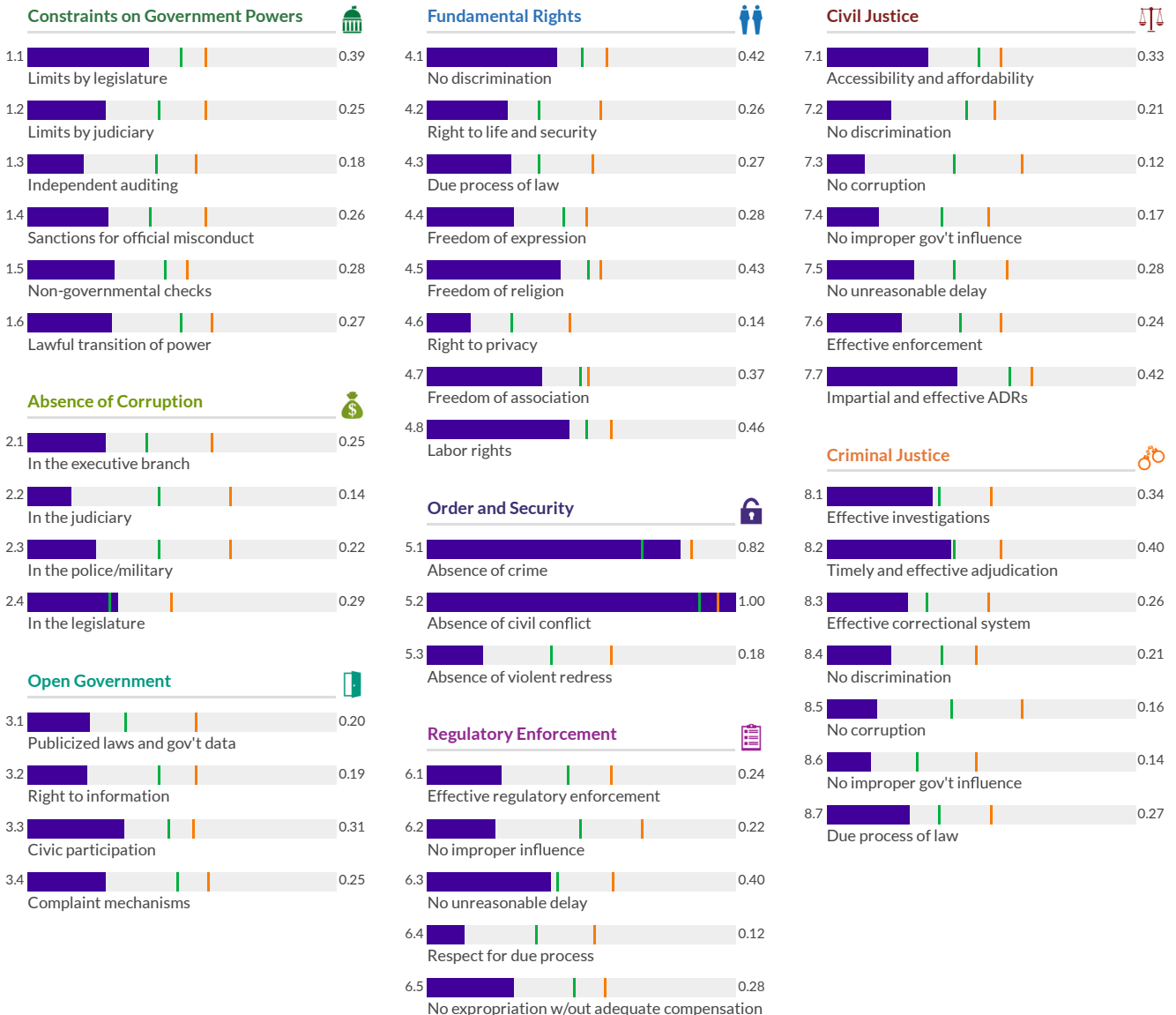
	Factor Score	Score Change	Regional Rank	Income Rank	Global Rank
Constraints on Government Powers	0.27	-0.01	15/15	36/38	136/140
Absence of Corruption	0.23	-0.01	15/15	38/38	139/140
Open Government	0.24	-0.02	15/15	37/38	139/140
Fundamental Rights	0.33	0.00	13/15	33/38	130/140
Order and Security	0.67	0.00	13/15	23/38	99/140
Regulatory Enforcement	0.25	-0.02	15/15	38/38	139/140
Civil Justice	0.25	0.00	15/15	38/38	140/140
Criminal Justice	0.25	0.00	14/15	34/38	135/140



* Indicates statistically significant change at the 10 percent level

Low Medium High

— Cambodia — East Asia and Pacific — Lower-Middle



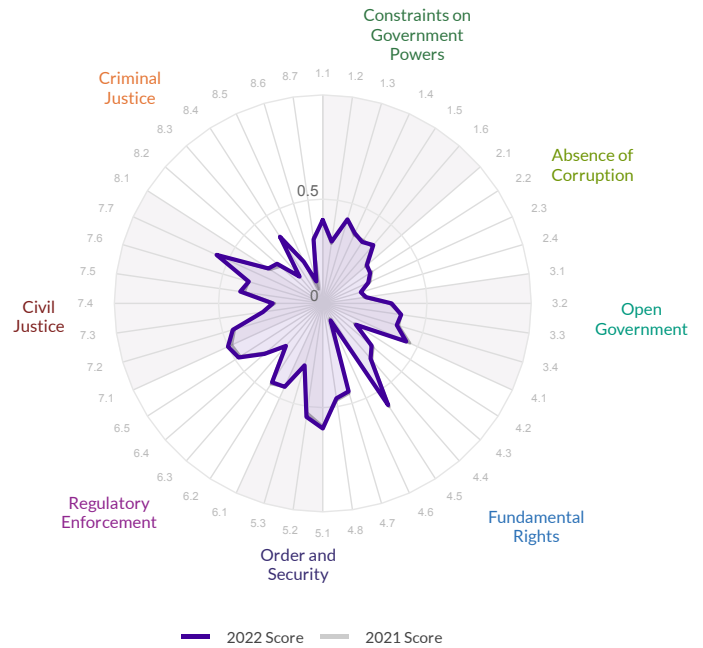
Cameroon

The scores range from 0 to 1, where 1 signifies the highest possible score and 0 signifies the lowest possible score.

Overall Score	Regional Rank	Income Rank	Global Rank
0.36	33/34	35/38	134/140

Score Change	Rank Change
0.00	2▲

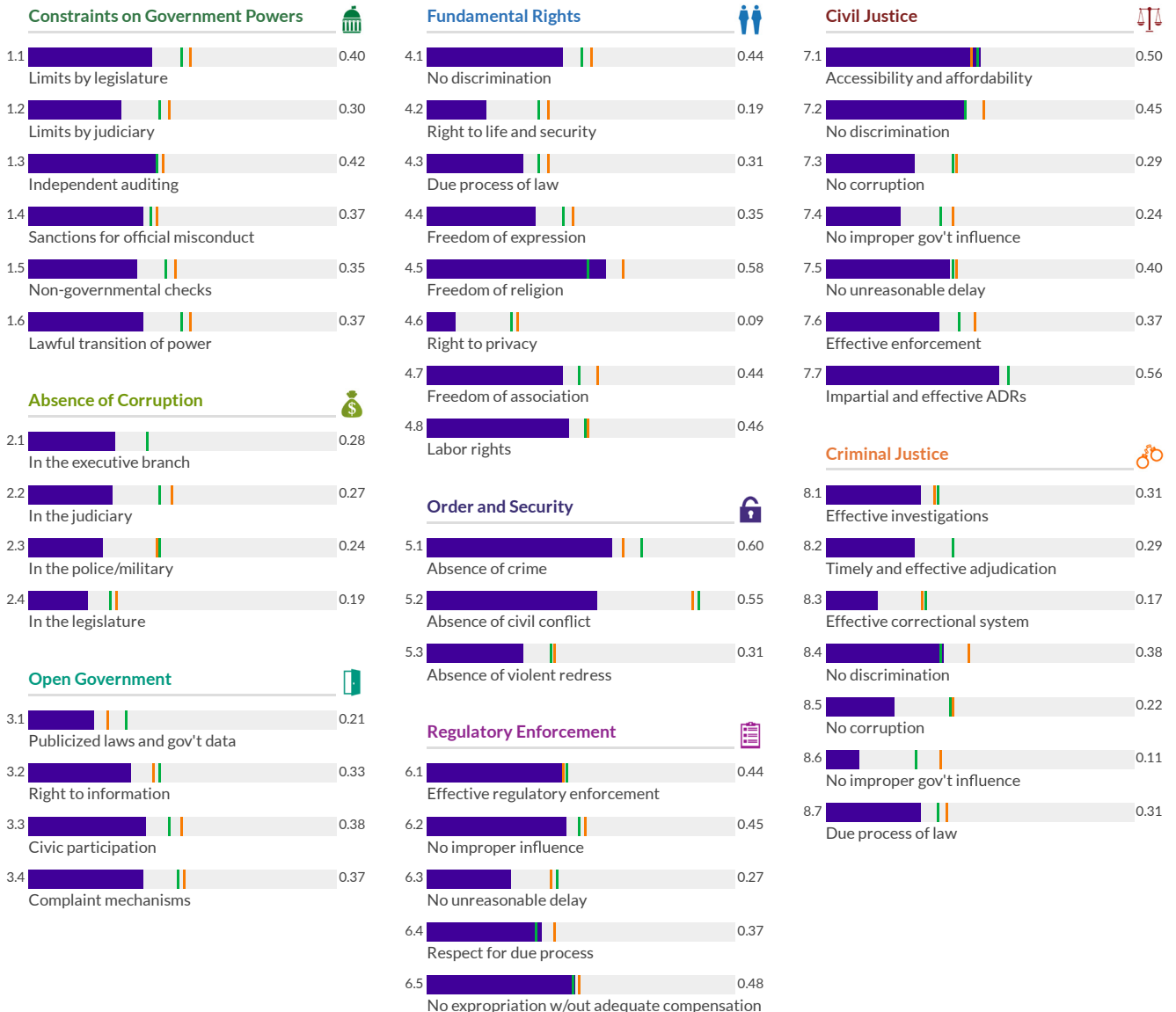
	Factor Score	Score Change	Regional Rank	Income Rank	Global Rank
Constraints on Government Powers	0.37	0.01	29/34	27/38	122/140
Absence of Corruption	0.24	0.00	33/34	37/38	138/140
Open Government	0.32	0.00	32/34	33/38	132/140
Fundamental Rights	0.36	0.00	30/34	31/38	126/140
Order and Security	0.49	0.01	31/34	36/38	135/140
Regulatory Enforcement	0.40	0.00	24/34	28/38	120/140
Civil Justice	0.40	0.01	28/34	29/38	122/140
Criminal Justice	0.26	0.01	34/34	32/38	133/140



* Indicates statistically significant change at the 10 percent level

Low Medium High

Cameroon Sub-Saharan Africa Lower-Middle



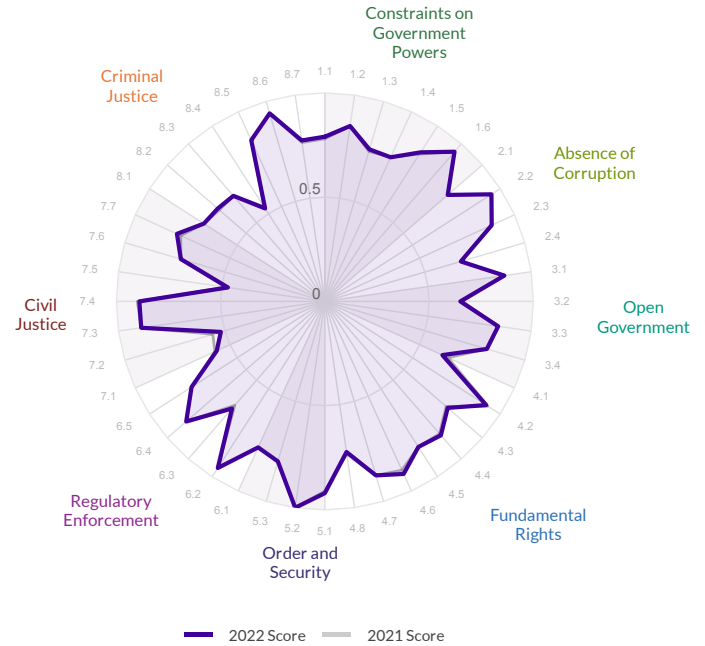
Canada

Region: EU, EFTA, and North America
Income Group: High

The scores range from 0 to 1, where 1 signifies the highest possible score and 0 signifies the lowest possible score.

Overall Score	Regional Rank	Income Rank	Global Rank
0.80	11/31	12/43	12/140
Score Change	Rank Change		
0.00	0		

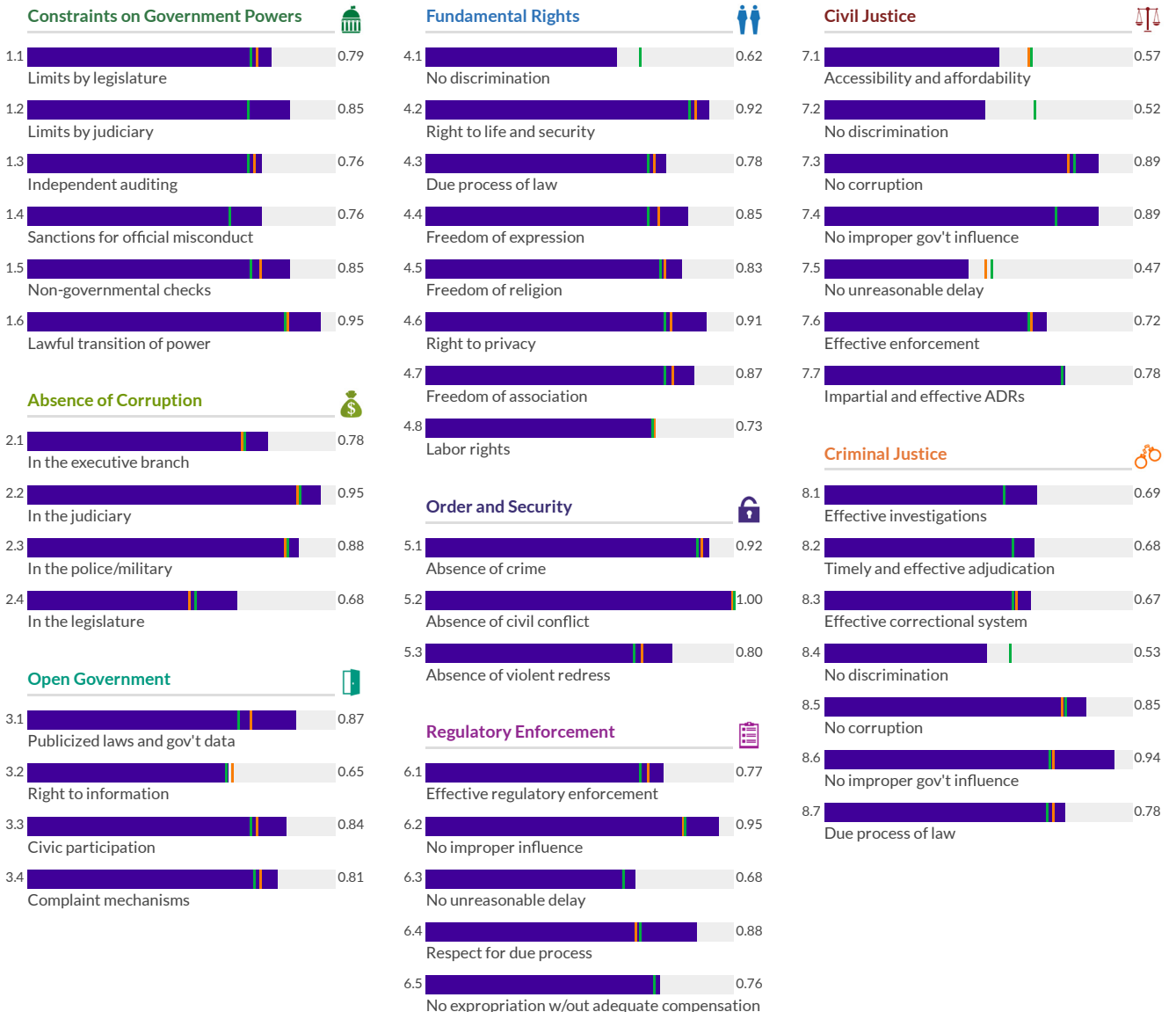
	Factor Score	Score Change	Regional Rank	Income Rank	Global Rank
Constraints on Government Powers	0.83	0.00	10/31	11/43	11/140
Absence of Corruption	0.82	0.00	9/31	12/43	12/140
Open Government	0.79	0.00	11/31	13/43	13/140
Fundamental Rights	0.81	0.00	12/31	13/43	13/140
Order and Security	0.91	0.00	8/31	11/43	11/140
Regulatory Enforcement	0.81	0.00	10/31	12/43	12/140
Civil Justice	0.69	-0.01	15/31	22/43	22/140
Criminal Justice	0.74	0.00	9/31	12/43	12/140



* Indicates statistically significant change at the 10 percent level

Low Medium High

Canada EU, EFTA, and North America High

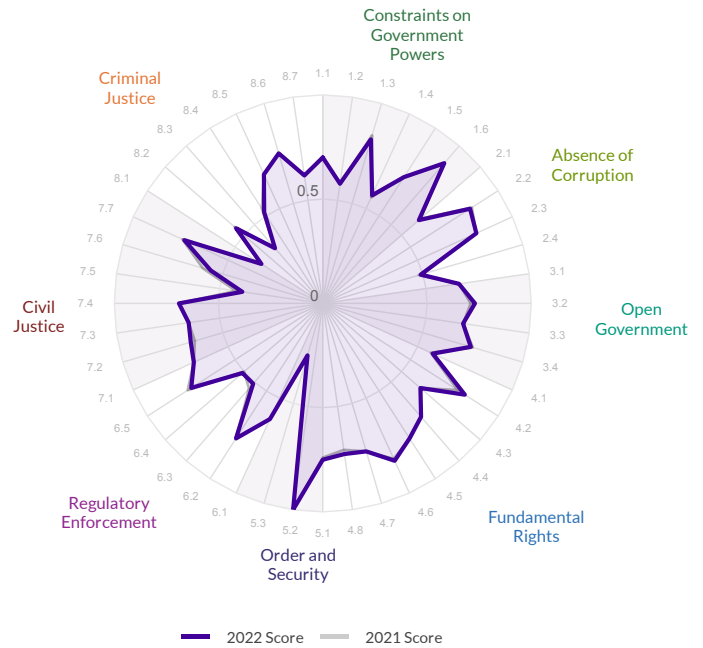


Chile

The scores range from 0 to 1, where 1 signifies the highest possible score and 0 signifies the lowest possible score.

Overall Score	Regional Rank	Income Rank	Global Rank
0.66	3/32	32/43	33/140
Score Change	Rank Change		
0.00	-1		

Factor	Score	Score Change	Regional Rank	Income Rank	Global Rank
Constraints on Government Powers	0.71	0.00	3/32	24/43	25/140
Absence of Corruption	0.69	0.00	3/32	28/43	28/140
Open Government	0.70	0.00	2/32	23/43	23/140
Fundamental Rights	0.73	0.01	4/32	30/43	31/140
Order and Security	0.67	0.00	16/32	42/43	97/140
Regulatory Enforcement	0.63	-0.01	3/32	32/43	33/140
Civil Justice	0.62	-0.01	7/32	34/43	40/140
Criminal Justice	0.55	0.00	8/32	38/43	46/140



* Indicates statistically significant change at the 10 percent level

Low Medium High

Chile Latin America and Caribbean High



China

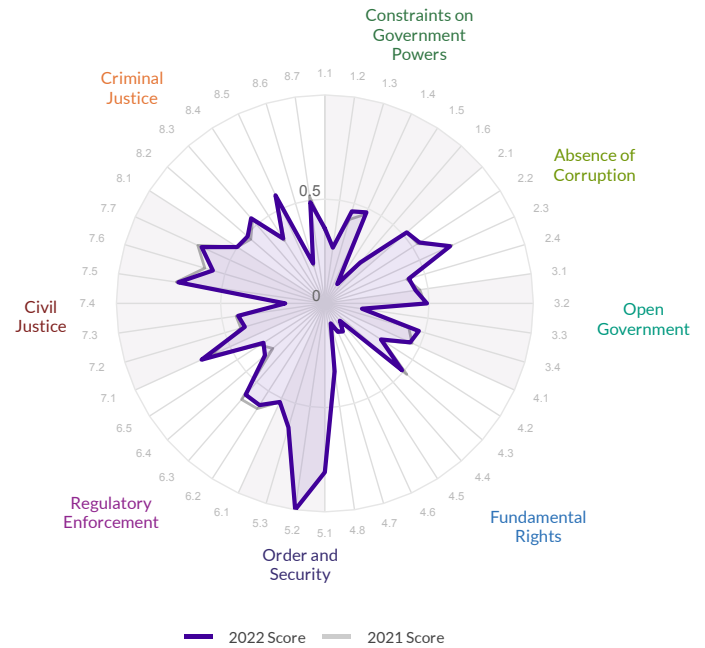
Region: East Asia and Pacific
Income Group: Upper-Middle

The scores range from 0 to 1, where 1 signifies the highest possible score and 0 signifies the lowest possible score.

Overall Score	Regional Rank	Income Rank	Global Rank
0.47	12/15	33/42	95/140

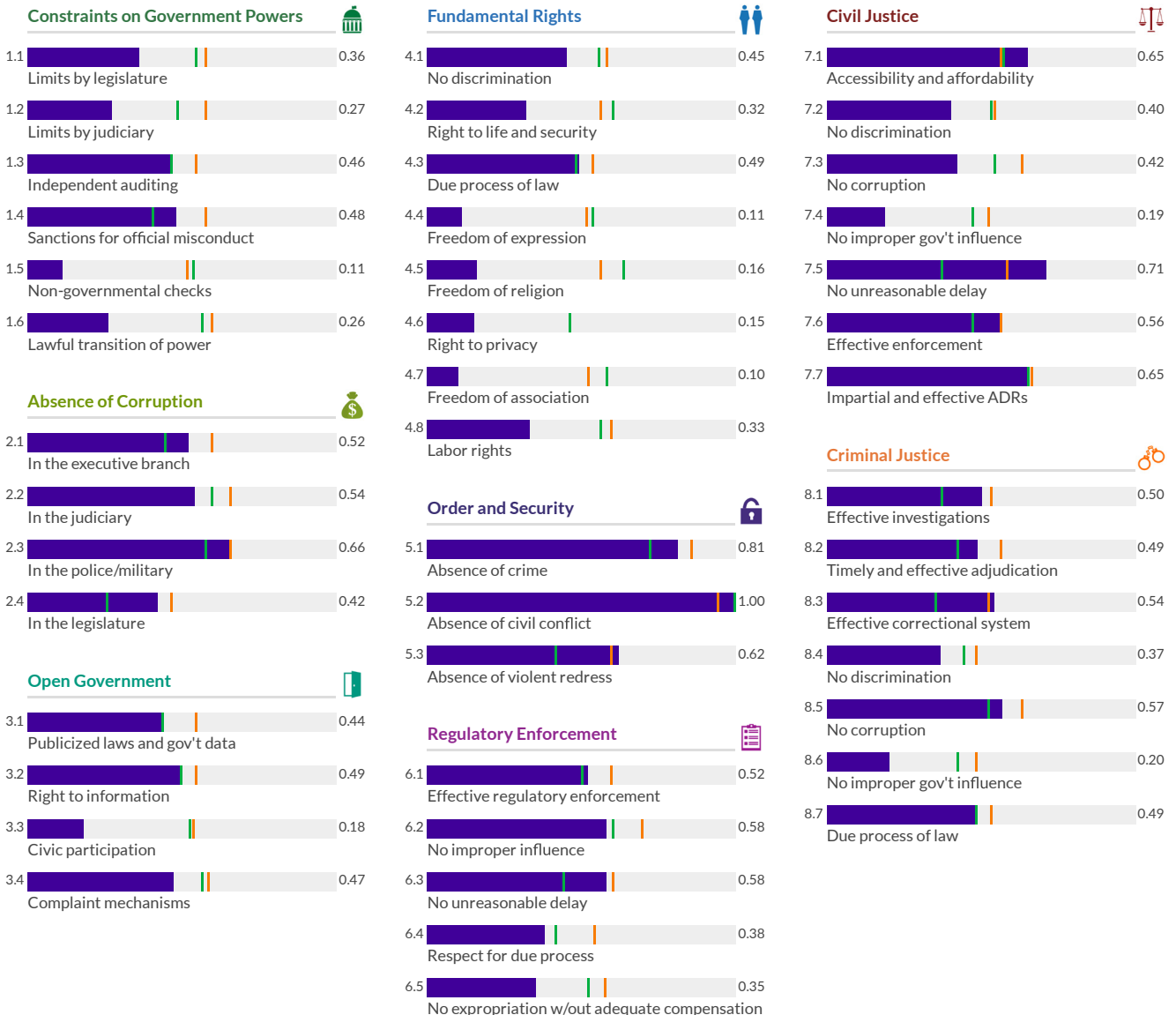
Score Change	Rank Change
0.00	3▲

	Factor Score	Score Change	Regional Rank	Income Rank	Global Rank
Constraints on Government Powers	0.32	0.01	13/15	38/42	131/140
Absence of Corruption	0.53	0.00	8/15	13/42	55/140
Open Government	0.40	0.01	13/15	37/42	106/140
Fundamental Rights	0.26	0.00	14/15	42/42	137/140
Order and Security	0.81	0.00	7/15	4/42	37/140
Regulatory Enforcement	0.48	0.00	9/15	22/42	76/140
Civil Justice	0.51	-0.01	9/15	21/42	73/140
Criminal Justice	0.45	0.00	10/15	20/42	69/140



* Indicates statistically significant change at the 10 percent level

China East Asia and Pacific Upper-Middle



Colombia

Region: Latin America and Caribbean
Income Group: Upper-Middle

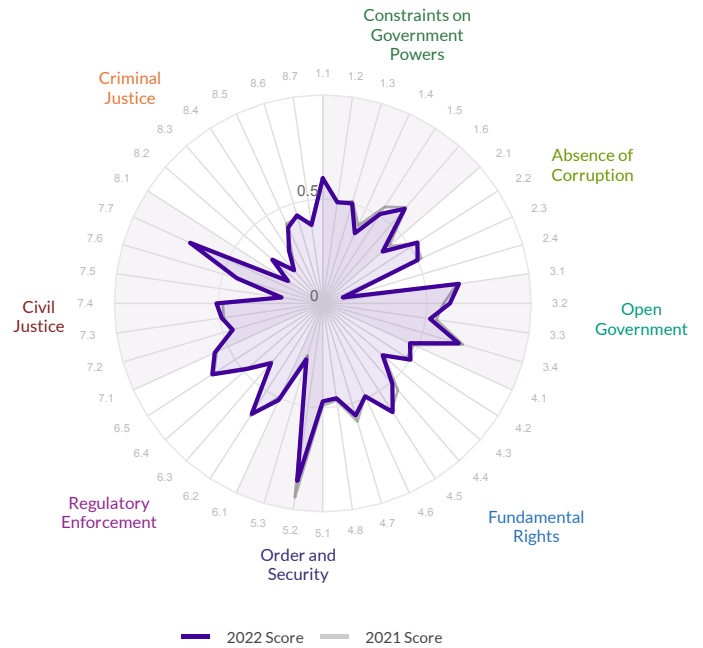
The scores range from 0 to 1, where 1 signifies the highest possible score and 0 signifies the lowest possible score.

Overall Score	Regional Rank	Income Rank	Global Rank
0.48	21/32	30/42	91/140
Score Change	Rank Change		
-0.01	-5		

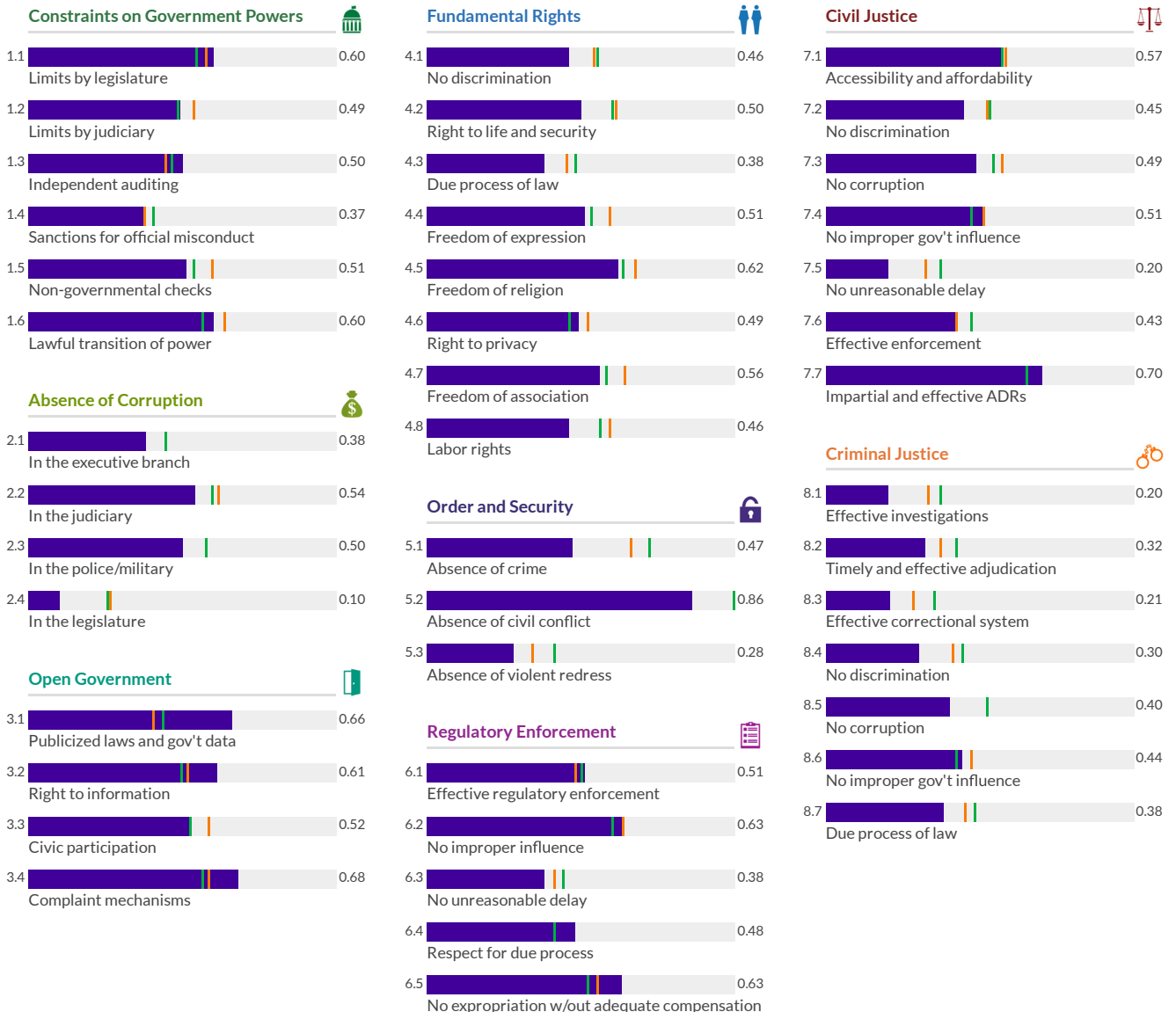
	Factor Score	Score Change	Regional Rank	Income Rank	Global Rank
Constraints on Government Powers	0.51	-0.02	18/32	19/42	72/140
Absence of Corruption	0.38	-0.01	22/32	33/42	103/140
Open Government	0.62	0.00	4/32	4/42	36/140
Fundamental Rights	0.50	-0.01	24/32	29/42	88/140
Order and Security	0.54	-0.03*	29/32	40/42	128/140
Regulatory Enforcement	0.53	0.01	10/32	13/42	57/140
Civil Justice	0.48	0.00	21/32	30/42	88/140
Criminal Justice	0.32	0.01	22/32	36/42	119/140

* Indicates statistically significant change at the 10 percent level

Low Medium High



Colombia Latin America and Caribbean Upper-Middle



Congo, Dem. Rep.

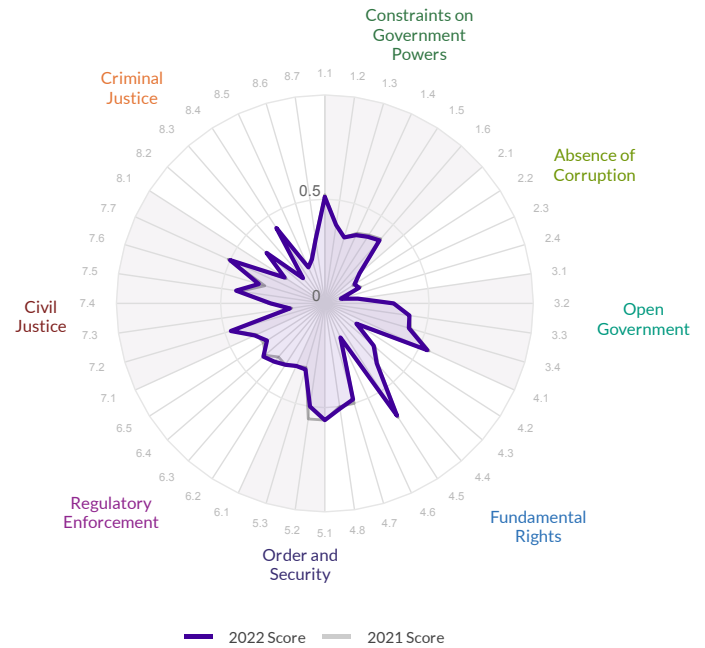
Region: Sub-Saharan Africa
Income Group: Low

The scores range from 0 to 1, where 1 signifies the highest possible score and 0 signifies the lowest possible score.

Overall Score	Regional Rank	Income Rank	Global Rank
0.34	34/34	16/17	137/140

Score Change	Rank Change
0.00	1 ▲

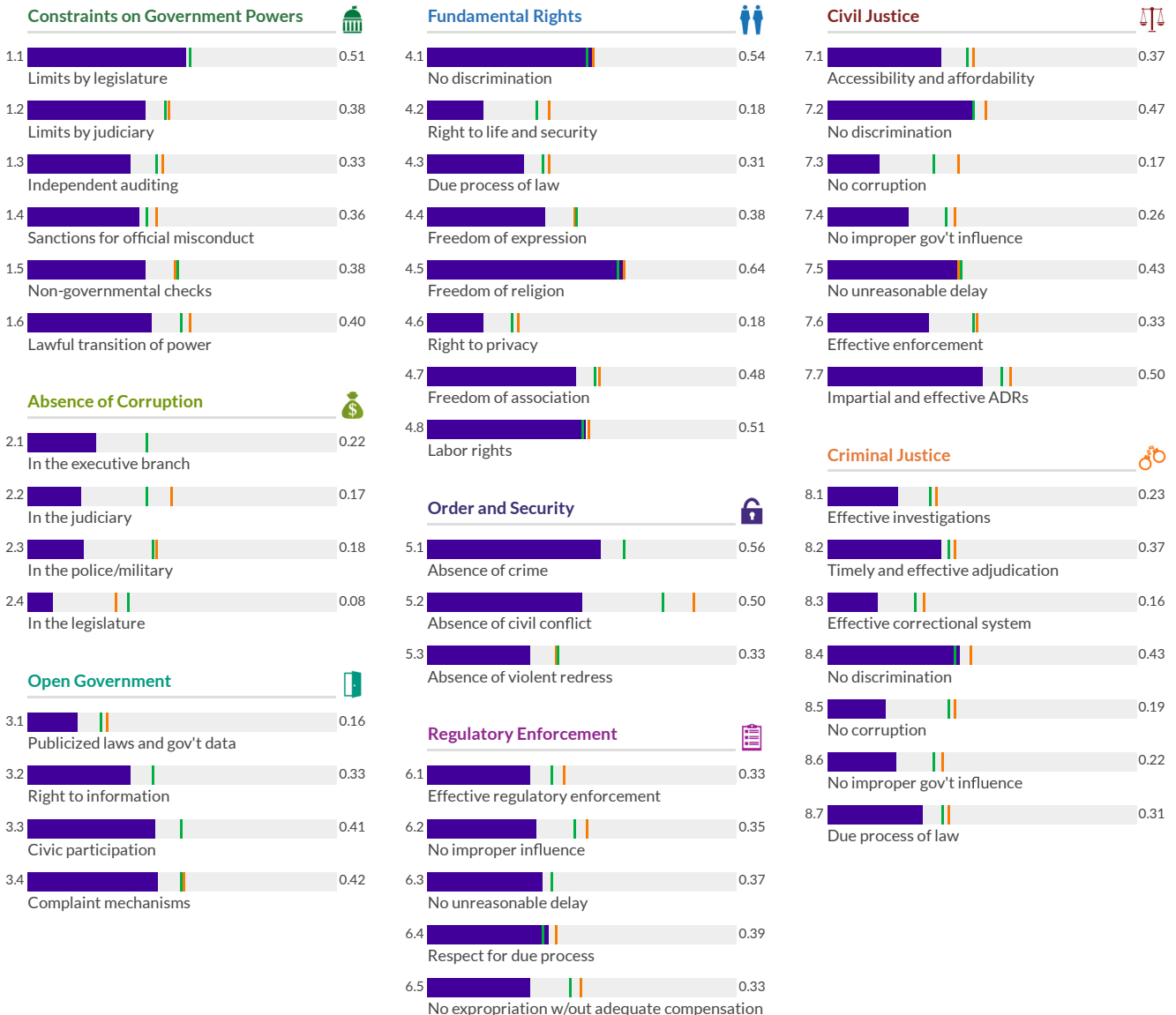
	Factor Score	Score Change	Regional Rank	Income Rank	Global Rank
Constraints on Government Powers	0.39	-0.01	22/34	11/17	111/140
Absence of Corruption	0.16	0.00	34/34	17/17	140/140
Open Government	0.33	0.00	29/34	15/17	129/140
Fundamental Rights	0.40	-0.01	25/34	12/17	117/140
Order and Security	0.46	-0.02*	33/34	16/17	137/140
Regulatory Enforcement	0.36	0.01	31/34	16/17	134/140
Civil Justice	0.36	0.00	34/34	16/17	133/140
Criminal Justice	0.27	0.00	33/34	16/17	129/140



* Indicates statistically significant change at the 10 percent level

Low Medium High

— Congo, Dem. Rep. — Sub-Saharan Africa — Low



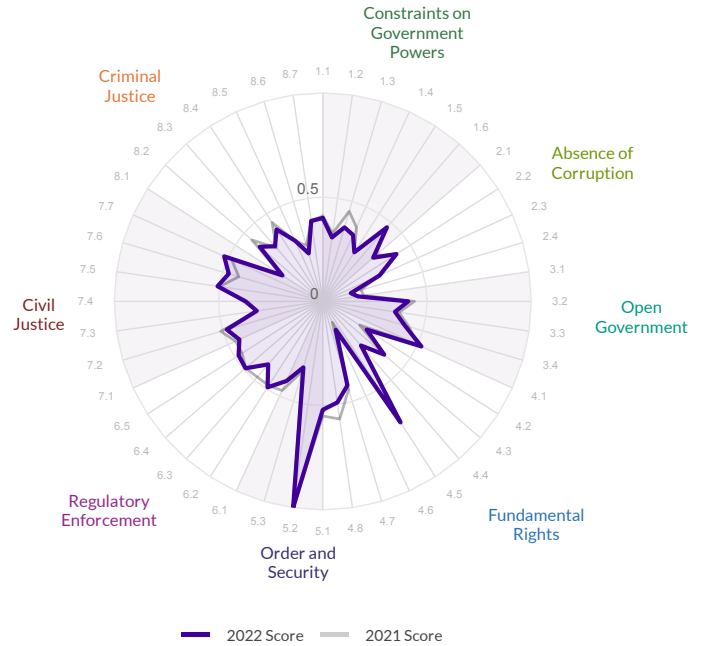
Congo, Rep.

The scores range from 0 to 1, where 1 signifies the highest possible score and 0 signifies the lowest possible score.

Overall Score	Regional Rank	Income Rank	Global Rank
0.41	25/34	26/38	120/140

Score Change	Rank Change
-0.01 ▾	-2 ▾

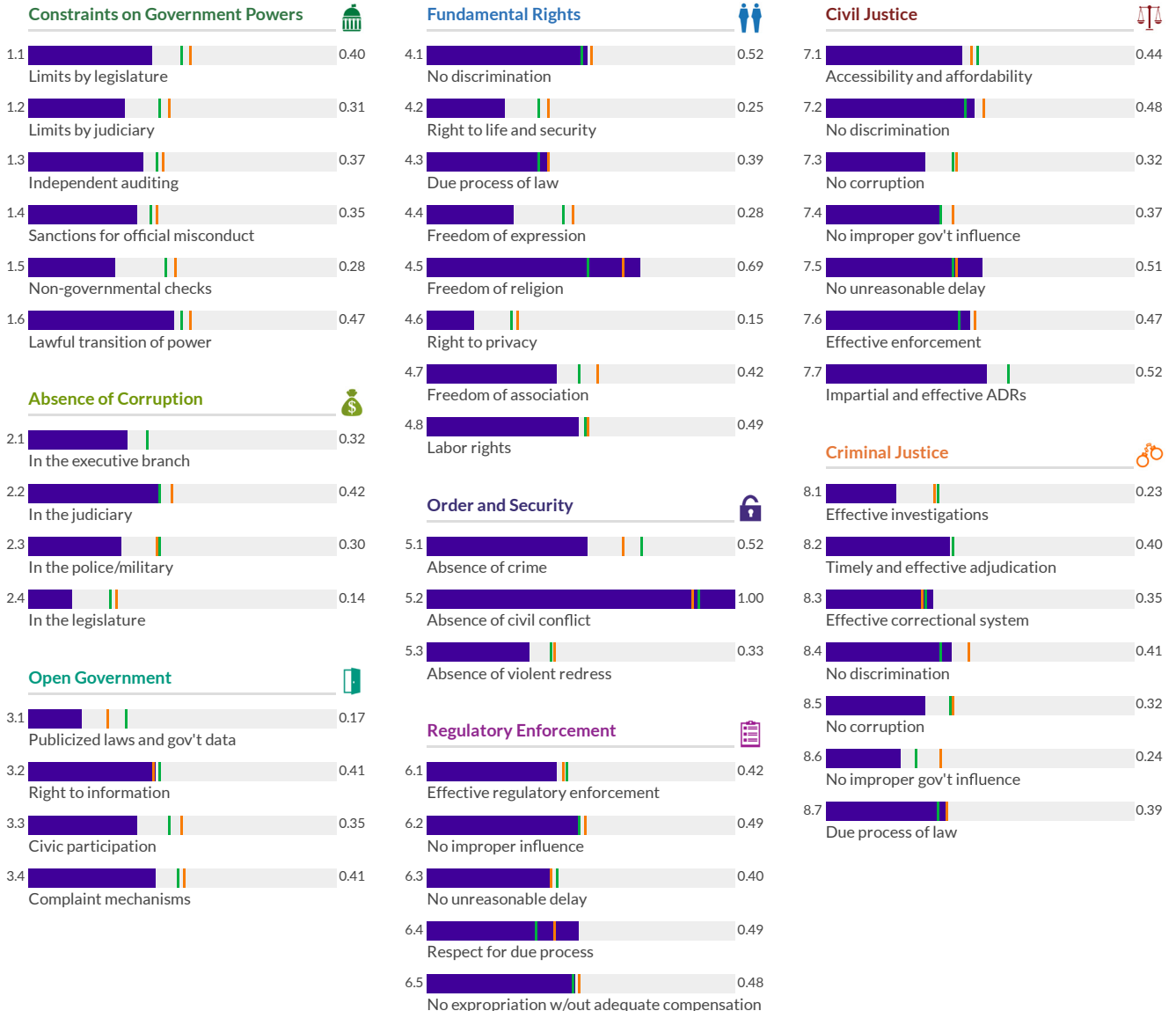
	Factor Score	Score Change	Regional Rank	Income Rank	Global Rank
Constraints on Government Powers	0.36	-0.02	31/34	28/38	124/140
Absence of Corruption	0.30	-0.01	26/34	32/38	126/140
Open Government	0.34	-0.02	28/34	31/38	128/140
Fundamental Rights	0.40	0.00	27/34	27/38	120/140
Order and Security	0.62	-0.01	22/34	30/38	116/140
Regulatory Enforcement	0.46	-0.02	16/34	15/38	96/140
Civil Justice	0.44	0.00	20/34	24/38	106/140
Criminal Justice	0.34	-0.02	24/34	26/38	109/140



* Indicates statistically significant change at the 10 percent level

Low Medium High

Congo, Rep. Sub-Saharan Africa Lower-Middle



Costa Rica

Region: Latin America and Caribbean
Income Group: Upper-Middle

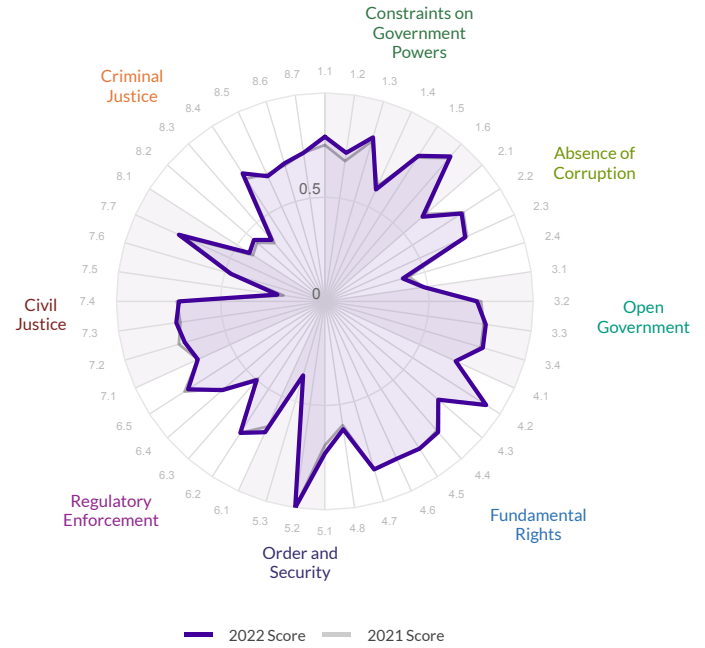
The scores range from 0 to 1, where 1 signifies the highest possible score and 0 signifies the lowest possible score.

Overall Score	Regional Rank	Income Rank	Global Rank
0.68	2/32	1/42	29/140
Score Change	Rank Change		
0.00	2▲		

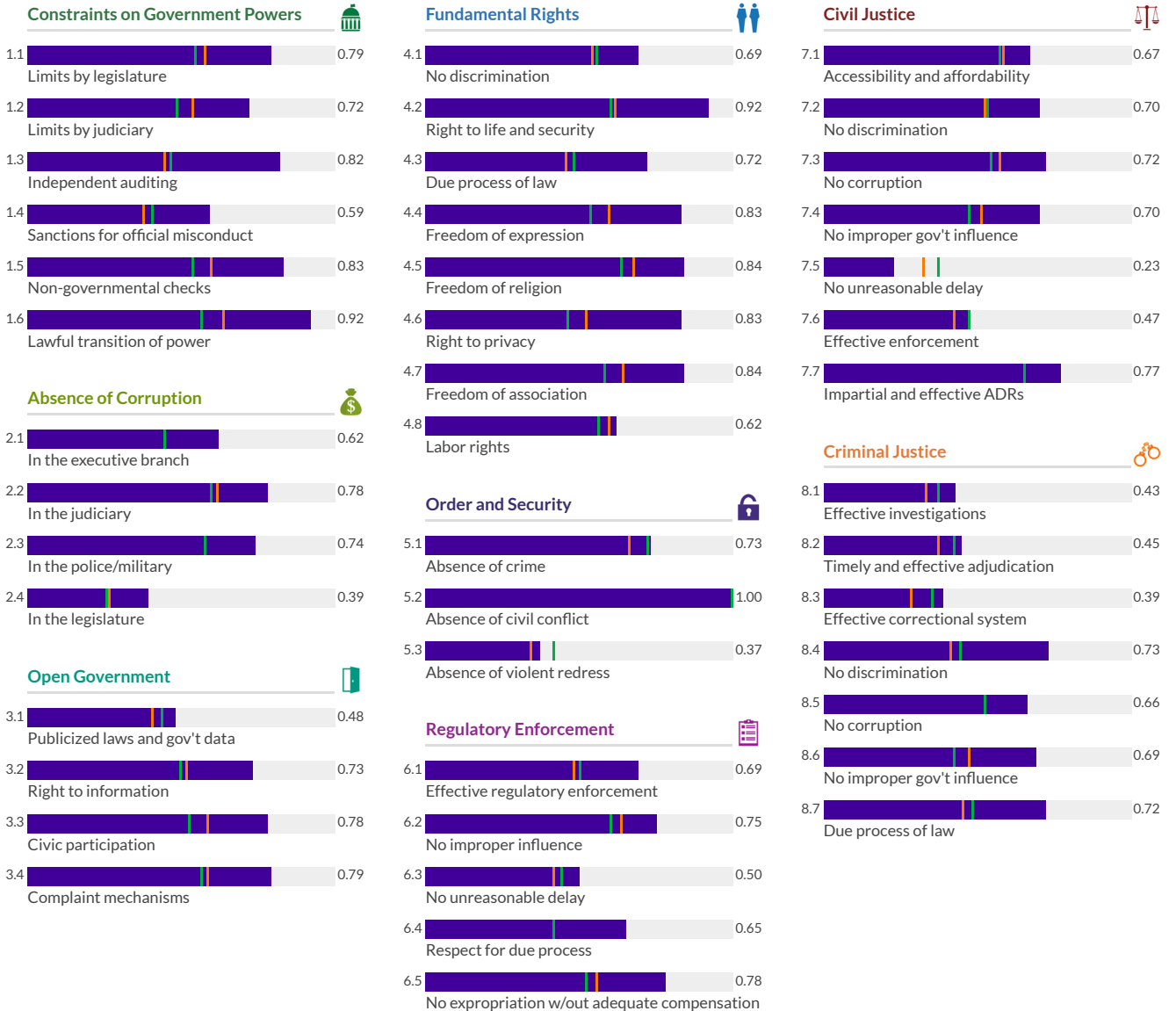
	Factor Score	Score Change	Regional Rank	Income Rank	Global Rank
Constraints on Government Powers	0.78	0.02*	1/32	1/42	16/140
Absence of Corruption	0.63	-0.02*	9/32	5/42	43/140
Open Government	0.69	0.00	3/32	1/42	26/140
Fundamental Rights	0.79	0.00	1/32	1/42	16/140
Order and Security	0.70	0.01	14/32	26/42	86/140
Regulatory Enforcement	0.68	0.01	2/32	1/42	28/140
Civil Justice	0.61	0.01	9/32	9/42	44/140
Criminal Justice	0.58	0.01	4/32	3/42	35/140

* Indicates statistically significant change at the 10 percent level

Low Medium High



Costa Rica Latin America and Caribbean Upper-Middle

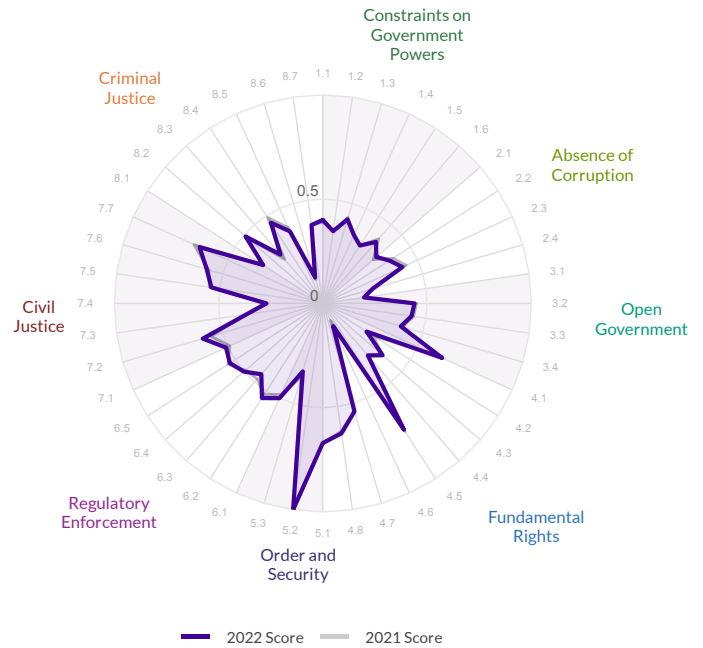


Côte d'Ivoire

The scores range from 0 to 1, where 1 signifies the highest possible score and 0 signifies the lowest possible score.

Overall Score	Regional Rank	Income Rank	Global Rank
0.45	17/34	22/38	108/140
Score Change	Rank Change		
0.00	-3 ▼		

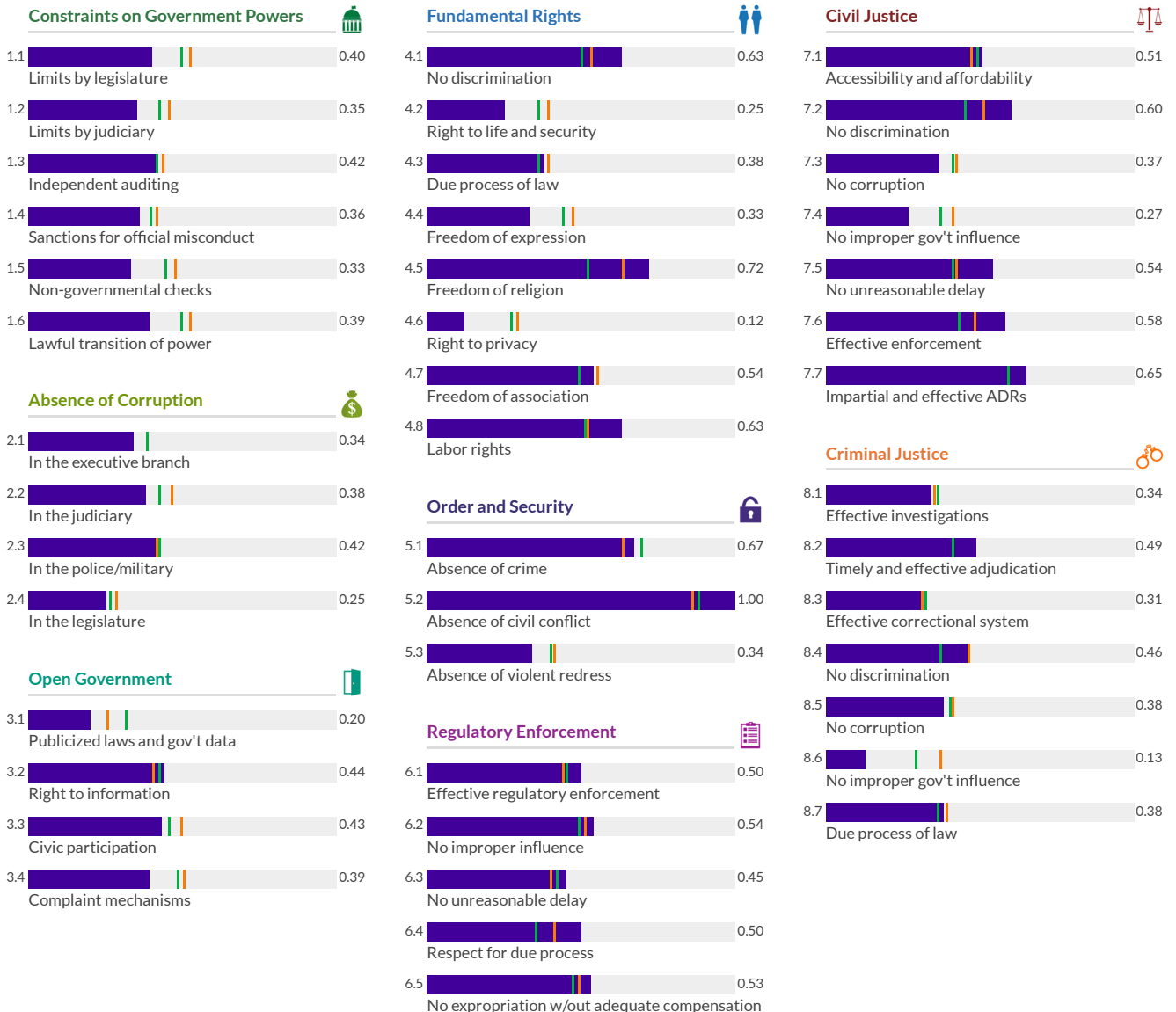
	Factor Score	Score Change	Regional Rank	Income Rank	Global Rank
Constraints on Government Powers	0.38	0.00	28/34	26/38	119/140
Absence of Corruption	0.35	0.00	21/34	23/38	112/140
Open Government	0.36	-0.01	27/34	28/38	124/140
Fundamental Rights	0.45	0.00	20/34	17/38	106/140
Order and Security	0.67	-0.01	16/34	22/38	98/140
Regulatory Enforcement	0.50	0.00	9/34	6/38	67/140
Civil Justice	0.50	0.00	9/34	10/38	76/140
Criminal Justice	0.36	0.00	20/34	22/38	100/140



* Indicates statistically significant change at the 10 percent level

Low Medium High

— Côte d'Ivoire — Sub-Saharan Africa — Lower-Middle



Croatia

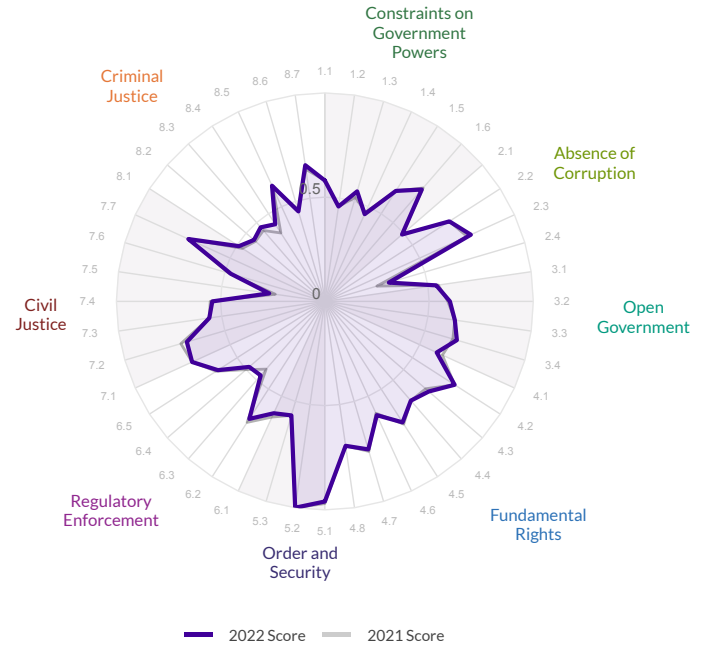
Region: EU, EFTA, and North America
Income Group: High

The scores range from 0 to 1, where 1 signifies the highest possible score and 0 signifies the lowest possible score.

Overall Score	Regional Rank	Income Rank	Global Rank
0.61	29/31	40/43	47/140

Score Change	Rank Change
0.00	-1 ▾

	Factor Score	Score Change	Regional Rank	Income Rank	Global Rank
Constraints on Government Powers	0.57	0.00	28/31	40/43	57/140
Absence of Corruption	0.57	0.02	27/31	40/43	50/140
Open Government	0.61	0.00	26/31	33/43	38/140
Fundamental Rights	0.67	0.00	27/31	36/43	40/140
Order and Security	0.84	0.00	20/31	27/43	29/140
Regulatory Enforcement	0.56	0.00	28/31	39/43	49/140
Civil Justice	0.56	0.00	28/31	41/43	55/140
Criminal Justice	0.51	0.02	29/31	41/43	55/140



* Indicates statistically significant change at the 10 percent level

— Croatia — EU, EFTA, and North America — High

<h3>Constraints on Government Powers</h3> <ul style="list-style-type: none"> 1.1 Limits by legislature: 0.58 1.2 Limits by judiciary: 0.46 1.3 Independent auditing: 0.55 1.4 Sanctions for official misconduct: 0.46 1.5 Non-governmental checks: 0.63 1.6 Lawful transition of power: 0.71 <h3>Absence of Corruption</h3> <ul style="list-style-type: none"> 2.1 In the executive branch: 0.49 2.2 In the judiciary: 0.71 2.3 In the police/military: 0.77 2.4 In the legislature: 0.32 <h3>Open Government</h3> <ul style="list-style-type: none"> 3.1 Publicized laws and gov't data: 0.54 3.2 Right to information: 0.60 3.3 Civic participation: 0.63 3.4 Complaint mechanisms: 0.66 	<h3>Fundamental Rights</h3> <ul style="list-style-type: none"> 4.1 No discrimination: 0.59 4.2 Right to life and security: 0.74 4.3 Due process of law: 0.66 4.4 Freedom of expression: 0.63 4.5 Freedom of religion: 0.69 4.6 Right to privacy: 0.60 4.7 Freedom of association: 0.74 4.8 Labor rights: 0.70 <h3>Order and Security</h3> <ul style="list-style-type: none"> 5.1 Absence of crime: 0.96 5.2 Absence of civil conflict: 1.00 5.3 Absence of violent redress: 0.57 <h3>Regulatory Enforcement</h3> <ul style="list-style-type: none"> 6.1 Effective regulatory enforcement: 0.59 6.2 No improper influence: 0.67 6.3 No unreasonable delay: 0.47 6.4 Respect for due process: 0.48 6.5 No expropriation w/out adequate compensation: 0.61 	<h3>Civil Justice</h3> <ul style="list-style-type: none"> 7.1 Accessibility and affordability: 0.70 7.2 No discrimination: 0.69 7.3 No corruption: 0.56 7.4 No improper gov't influence: 0.54 7.5 No unreasonable delay: 0.27 7.6 Effective enforcement: 0.47 7.7 Impartial and effective ADRs: 0.72 <h3>Criminal Justice</h3> <ul style="list-style-type: none"> 8.1 Effective investigations: 0.49 8.2 Timely and effective adjudication: 0.45 8.3 Effective correctional system: 0.47 8.4 No discrimination: 0.44 8.5 No corruption: 0.61 8.6 No improper gov't influence: 0.45 8.7 Due process of law: 0.66
--	---	---

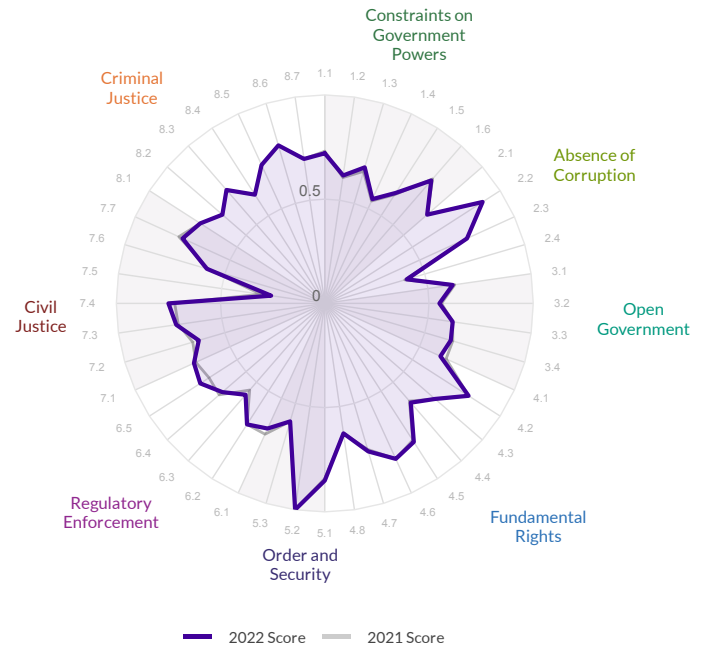
Cyprus

Region: EU, EFTA, and North America
Income Group: High

The scores range from 0 to 1, where 1 signifies the highest possible score and 0 signifies the lowest possible score.

Overall Score	Regional Rank	Income Rank	Global Rank
0.68	21/31	28/43	28/140
Score Change	Rank Change		
0.00	0		

	Factor Score	Score Change	Regional Rank	Income Rank	Global Rank
Constraints on Government Powers	0.66	0.01	24/31	31/43	32/140
Absence of Corruption	0.68	0.00	21/31	30/43	32/140
Open Government	0.60	-0.01	27/31	34/43	39/140
Fundamental Rights	0.72	0.00	24/31	31/43	32/140
Order and Security	0.81	0.00	26/31	32/43	38/140
Regulatory Enforcement	0.66	0.01	20/31	28/43	29/140
Civil Justice	0.63	-0.01	23/31	33/43	38/140
Criminal Justice	0.70	0.00	13/31	18/43	18/140



* Indicates statistically significant change at the 10 percent level

Low Medium High

Cyprus EU, EFTA, and North America High

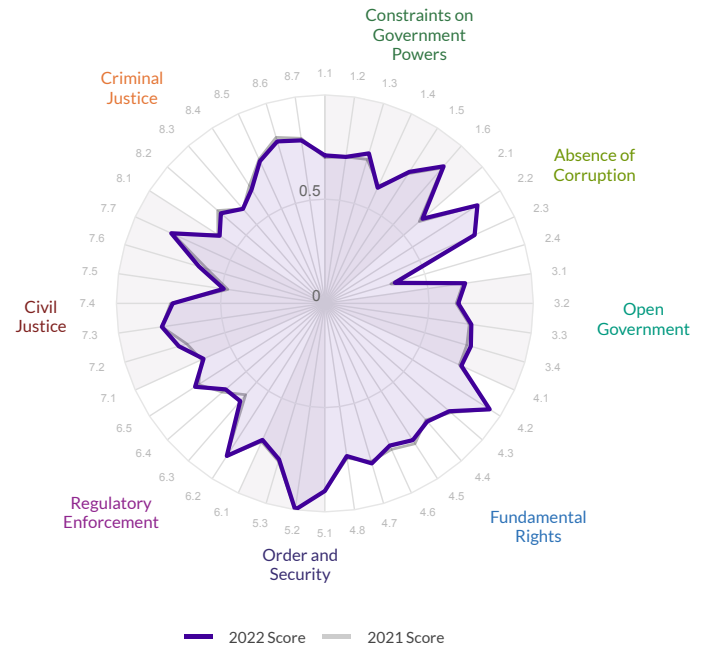
Category	Sub-category	Score
Constraints on Government Powers	Limits by legislature	0.72
	Limits by judiciary	0.62
	Independent auditing	0.68
	Sanctions for official misconduct	0.55
	Non-governmental checks	0.63
	Lawful transition of power	0.78
Absence of Corruption	In the executive branch	0.65
	In the judiciary	0.90
	In the police/military	0.75
	In the legislature	0.41
Open Government	Publicized laws and gov't data	0.62
	Right to information	0.55
	Civic participation	0.62
	Complaint mechanisms	0.63
Fundamental Rights	No discrimination	0.61
	Right to life and security	0.82
	Due process of law	0.70
	Freedom of expression	0.63
	Freedom of religion	0.79
Order and Security	Right to privacy	0.82
	Freedom of association	0.74
	Labor rights	0.63
	Absence of crime	0.85
	Absence of civil conflict	1.00
Regulatory Enforcement	Effective regulatory enforcement	0.66
	No improper influence	0.69
	No unreasonable delay	0.58
	Respect for due process	0.65
	No expropriation w/out adequate compensation	0.71
Civil Justice	Accessibility and affordability	0.69
	No discrimination	0.63
	No corruption	0.72
	No improper gov't influence	0.75
	No unreasonable delay	0.26
	Effective enforcement	0.59
	Impartial and effective ADRs	0.75
Criminal Justice	Effective investigations	0.71
	Timely and effective adjudication	0.65
	Effective correctional system	0.72
	No discrimination	0.62
	No corruption	0.73
	No improper gov't influence	0.79
	Due process of law	0.70

Czech Republic

The scores range from 0 to 1, where 1 signifies the highest possible score and 0 signifies the lowest possible score.

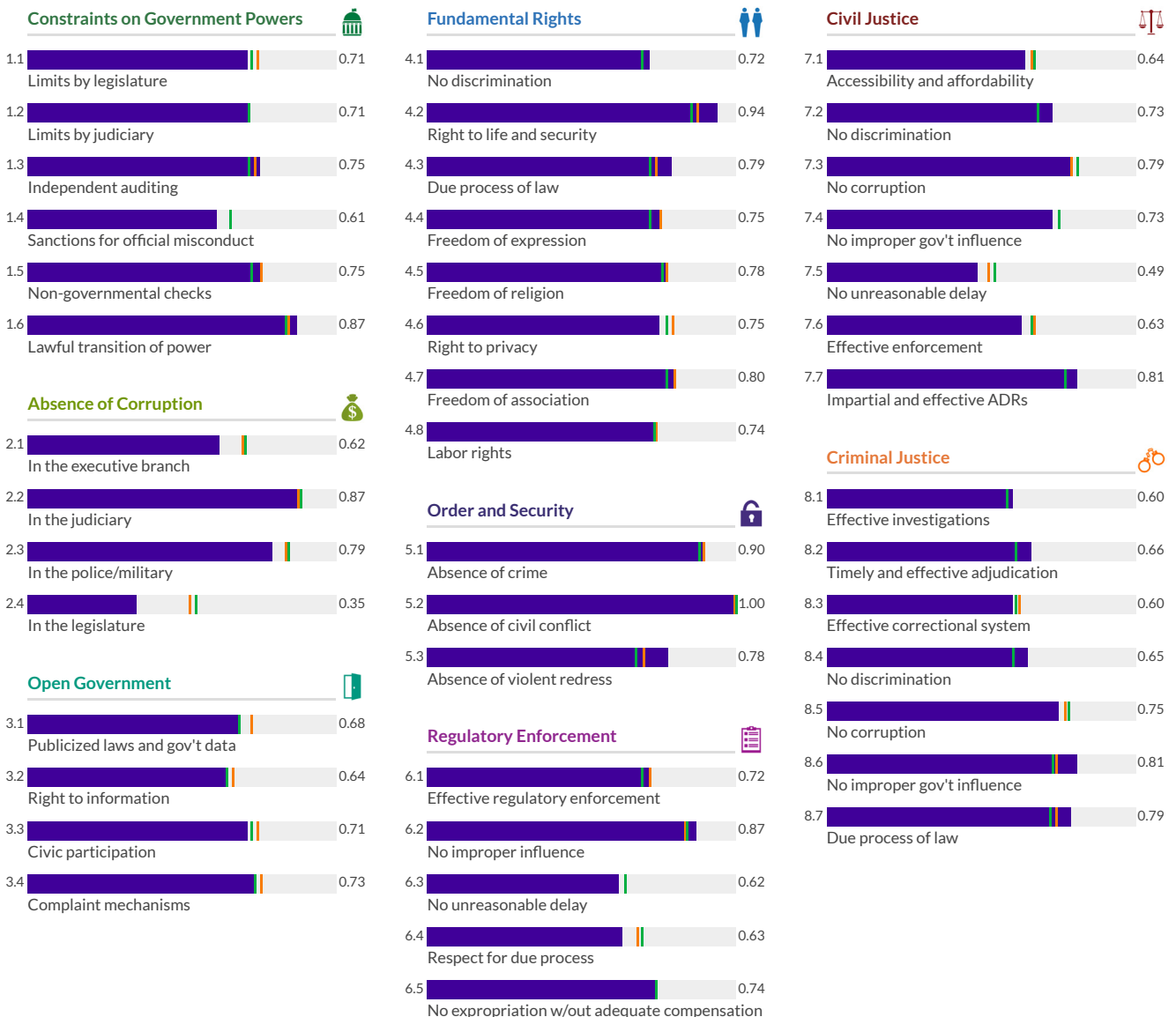
Overall Score	Regional Rank	Income Rank	Global Rank
0.73	15/31	20/43	20/140
Score Change	Rank Change		
0.00	2▲		

	Factor Score	Score Change	Regional Rank	Income Rank	Global Rank
Constraints on Government Powers	0.73	0.01	16/31	19/43	20/140
Absence of Corruption	0.66	0.01	23/31	33/43	36/140
Open Government	0.69	0.01	20/31	27/43	28/140
Fundamental Rights	0.78	0.00	15/31	17/43	18/140
Order and Security	0.89	0.00	13/31	17/43	18/140
Regulatory Enforcement	0.71	0.01	17/31	23/43	23/140
Civil Justice	0.69	0.01	16/31	23/43	23/140
Criminal Justice	0.69	-0.01	15/31	20/43	20/140



* Indicates statistically significant change at the 10 percent level

— Czech Republic — EU, EFTA, and North America — High



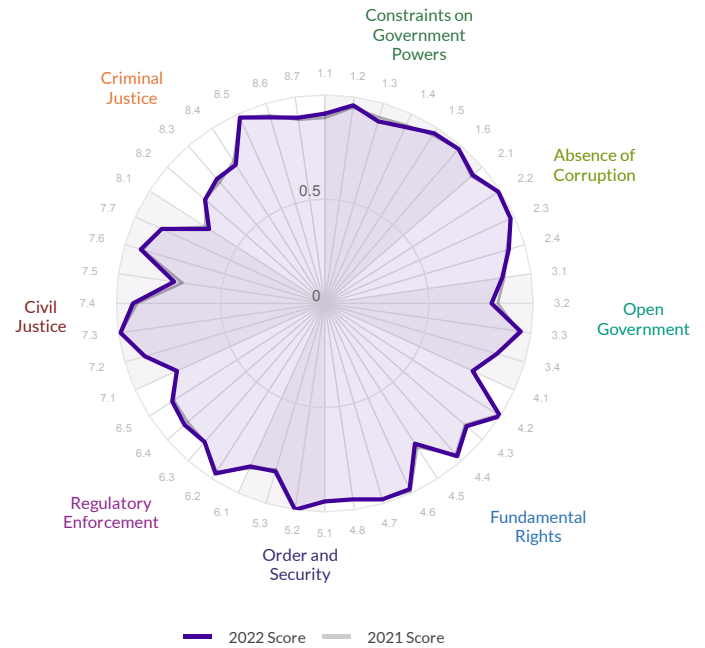
Denmark

Region: EU, EFTA, and North America
Income Group: High

The scores range from 0 to 1, where 1 signifies the highest possible score and 0 signifies the lowest possible score.

Overall Score	Regional Rank	Income Rank	Global Rank
0.90	1/31	1/43	1/140
Score Change	Rank Change		
0.00	0		

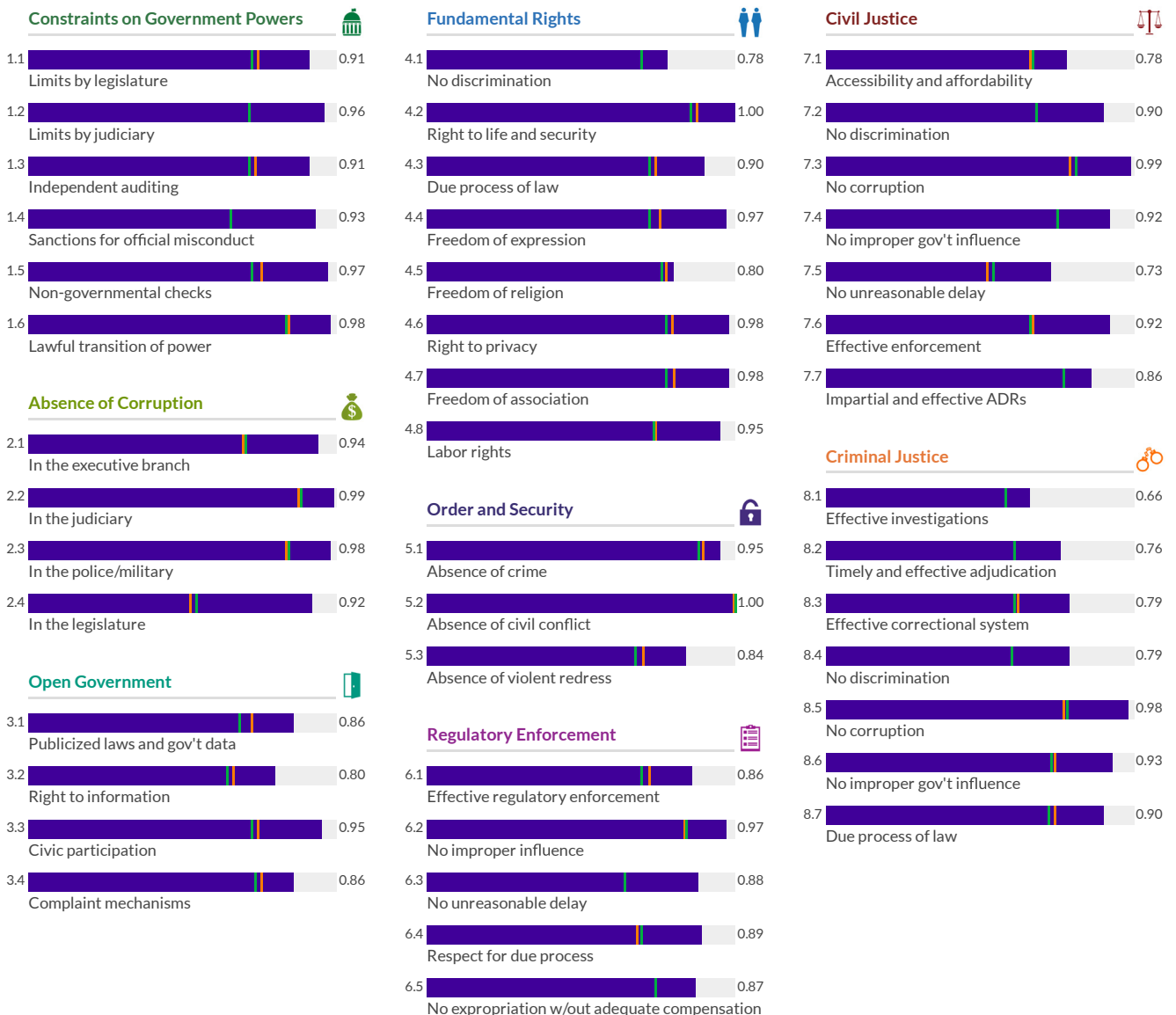
	Factor Score	Score Change	Regional Rank	Income Rank	Global Rank
Constraints on Government Powers	0.95	0.00	1/31	1/43	1/140
Absence of Corruption	0.96	0.01	1/31	1/43	1/140
Open Government	0.87	-0.01	2/31	2/43	2/140
Fundamental Rights	0.92	0.00	1/31	1/43	1/140
Order and Security	0.93	0.01	3/31	4/43	4/140
Regulatory Enforcement	0.90	0.01	1/31	1/43	1/140
Civil Justice	0.87	0.01	1/31	1/43	1/140
Criminal Justice	0.83	0.00	3/31	3/43	3/140



* Indicates statistically significant change at the 10 percent level

Low Medium High

Denmark EU, EFTA, and North America High



Dominica

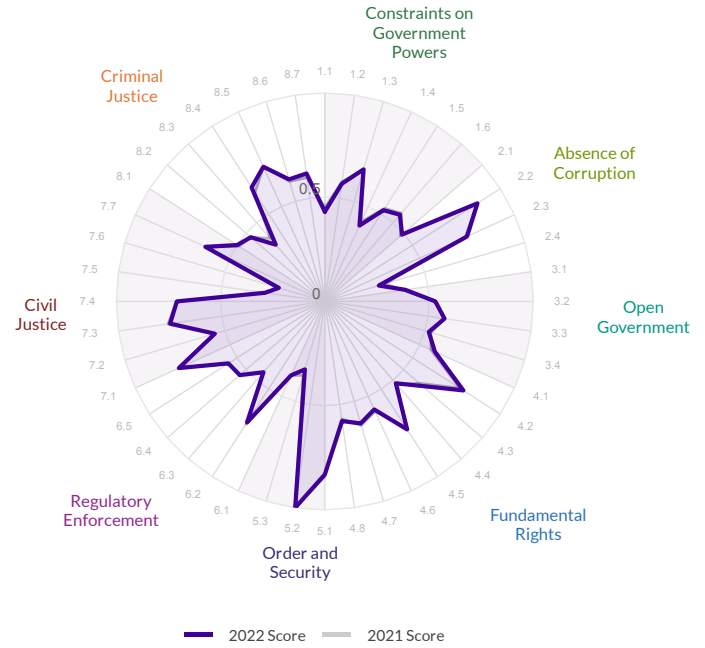
Region: Latin America and Caribbean
Income Group: Upper-Middle

The scores range from 0 to 1, where 1 signifies the highest possible score and 0 signifies the lowest possible score.

Overall Score	Regional Rank	Income Rank	Global Rank
0.58	12/32	11/42	53/140

Score Change	Rank Change
0.00	0

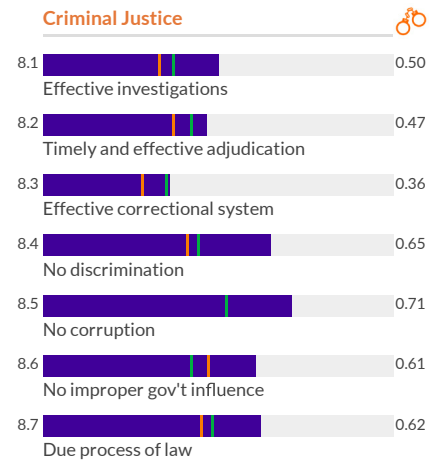
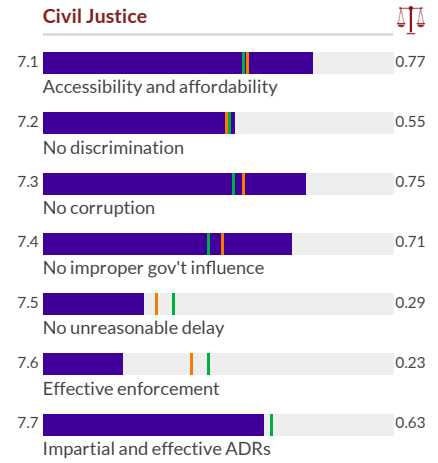
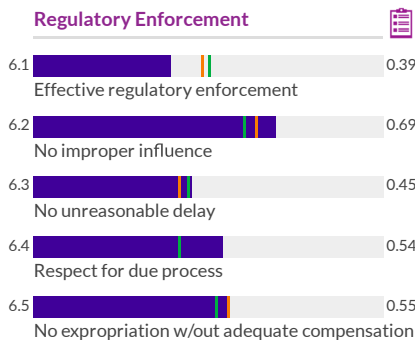
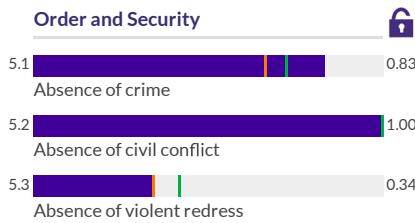
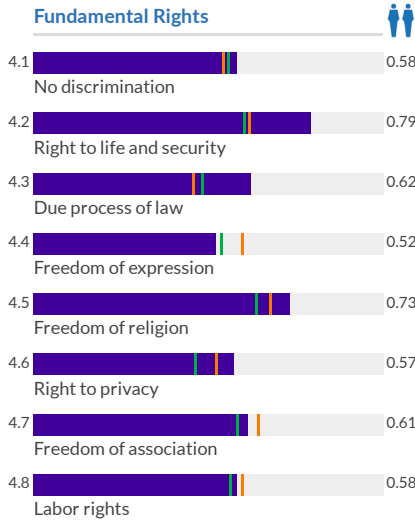
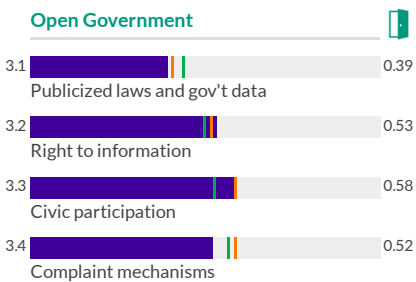
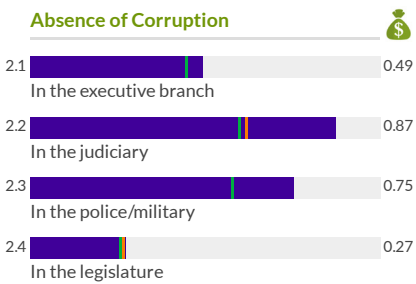
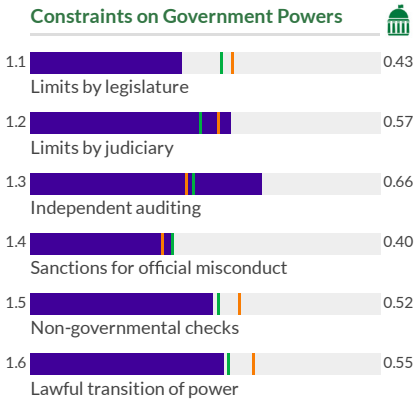
Factor	Score	Score Change	Regional Rank	Income Rank	Global Rank
Constraints on Government Powers	0.52	-0.01	17/32	18/42	71/140
Absence of Corruption	0.60	0.00	11/32	6/42	45/140
Open Government	0.50	0.00	19/32	22/42	69/140
Fundamental Rights	0.62	0.01	13/32	11/42	49/140
Order and Security	0.72	-0.01	8/32	22/42	70/140
Regulatory Enforcement	0.52	0.00	13/32	16/42	61/140
Civil Justice	0.56	0.00	12/32	13/42	57/140
Criminal Justice	0.56	0.00	7/32	4/42	40/140



* Indicates statistically significant change at the 10 percent level

Low Medium High

— Dominica — Latin America and Caribbean — Upper-Middle



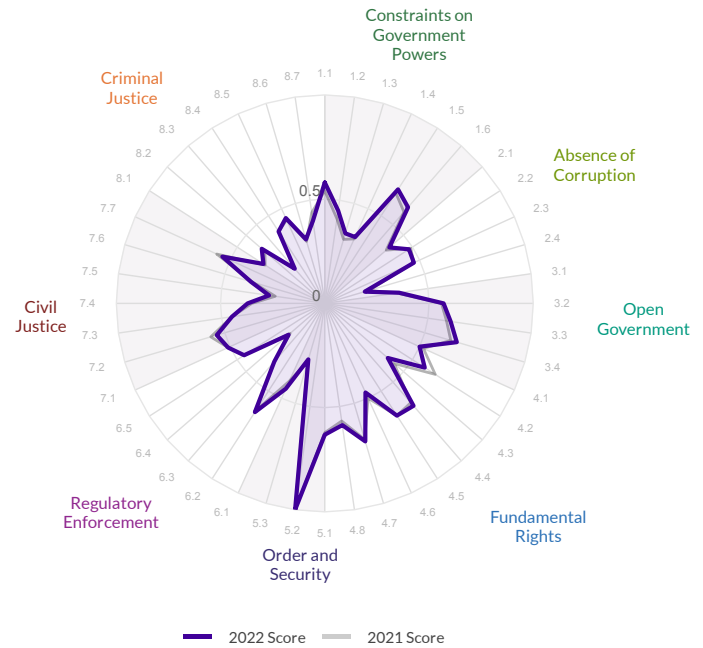
Dominican Republic

Region: Latin America and Caribbean
Income Group: Upper-Middle

The scores range from 0 to 1, where 1 signifies the highest possible score and 0 signifies the lowest possible score.

Overall Score	Regional Rank	Income Rank	Global Rank
0.48	22/32	31/42	92/140
Score Change	Rank Change		
0.01 ▲	2 ▲		

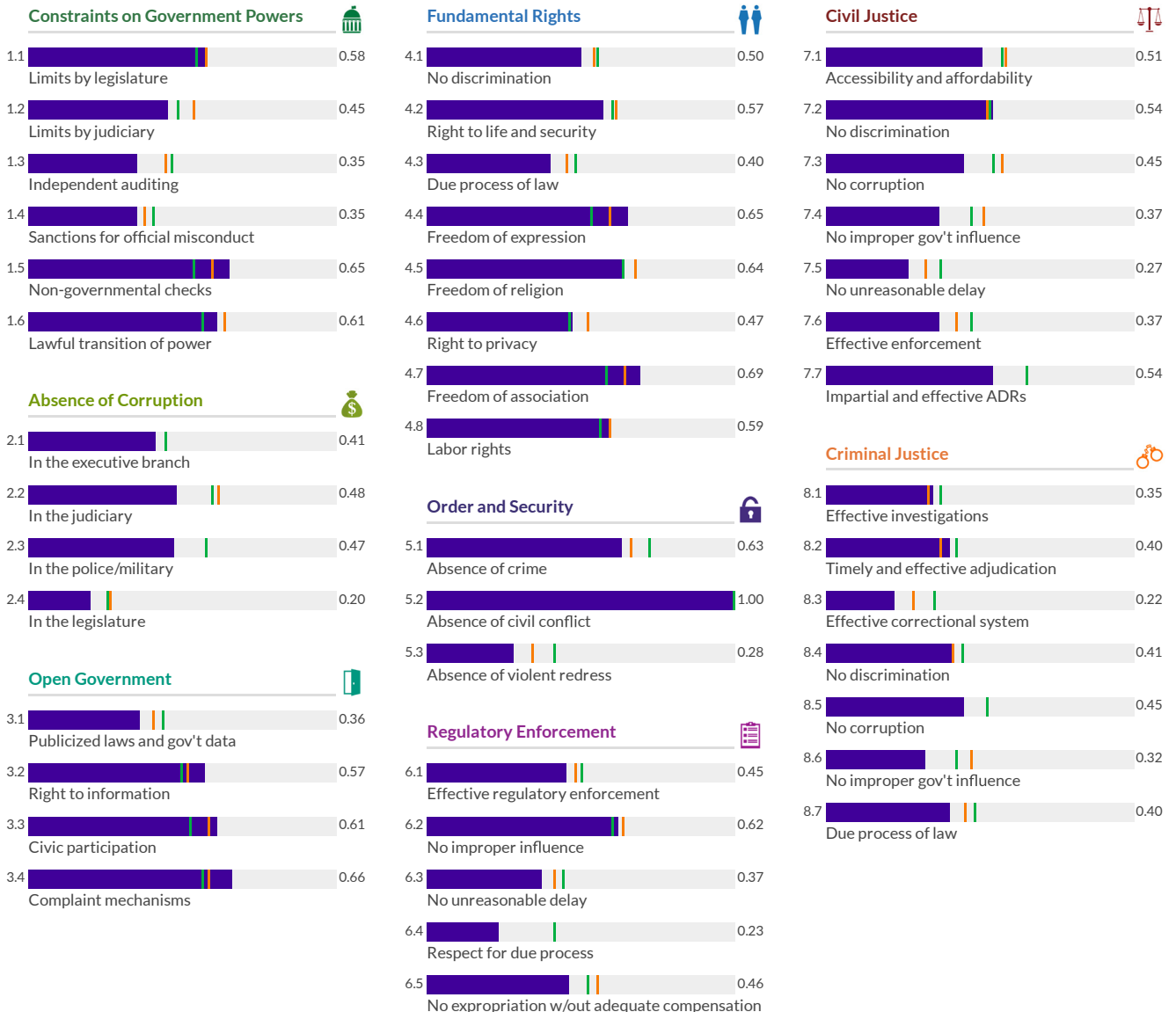
	Factor Score	Score Change	Regional Rank	Income Rank	Global Rank
Constraints on Government Powers	0.50	0.03*	21/32	23/42	80/140
Absence of Corruption	0.39	0.00	21/32	32/42	100/140
Open Government	0.55	0.02	11/32	16/42	55/140
Fundamental Rights	0.57	-0.01	17/32	22/42	68/140
Order and Security	0.64	0.00	20/32	30/42	107/140
Regulatory Enforcement	0.43	0.01	25/32	38/42	109/140
Civil Justice	0.44	0.00	23/32	34/42	108/140
Criminal Justice	0.36	0.00	17/32	29/42	95/140



* Indicates statistically significant change at the 10 percent level

Low Medium High

— Dominican Republic — Latin America and Caribbean — Upper-Middle



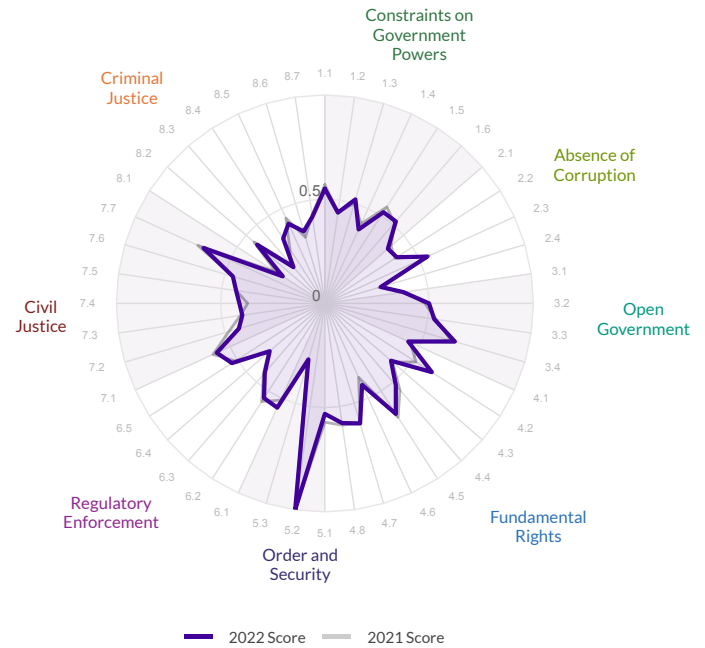
Ecuador

Region: Latin America and Caribbean
Income Group: Upper-Middle

The scores range from 0 to 1, where 1 signifies the highest possible score and 0 signifies the lowest possible score.

Overall Score	Regional Rank	Income Rank	Global Rank
0.48	23/32	32/42	93/140
Score Change	Rank Change		
0.00	-1 ▼		

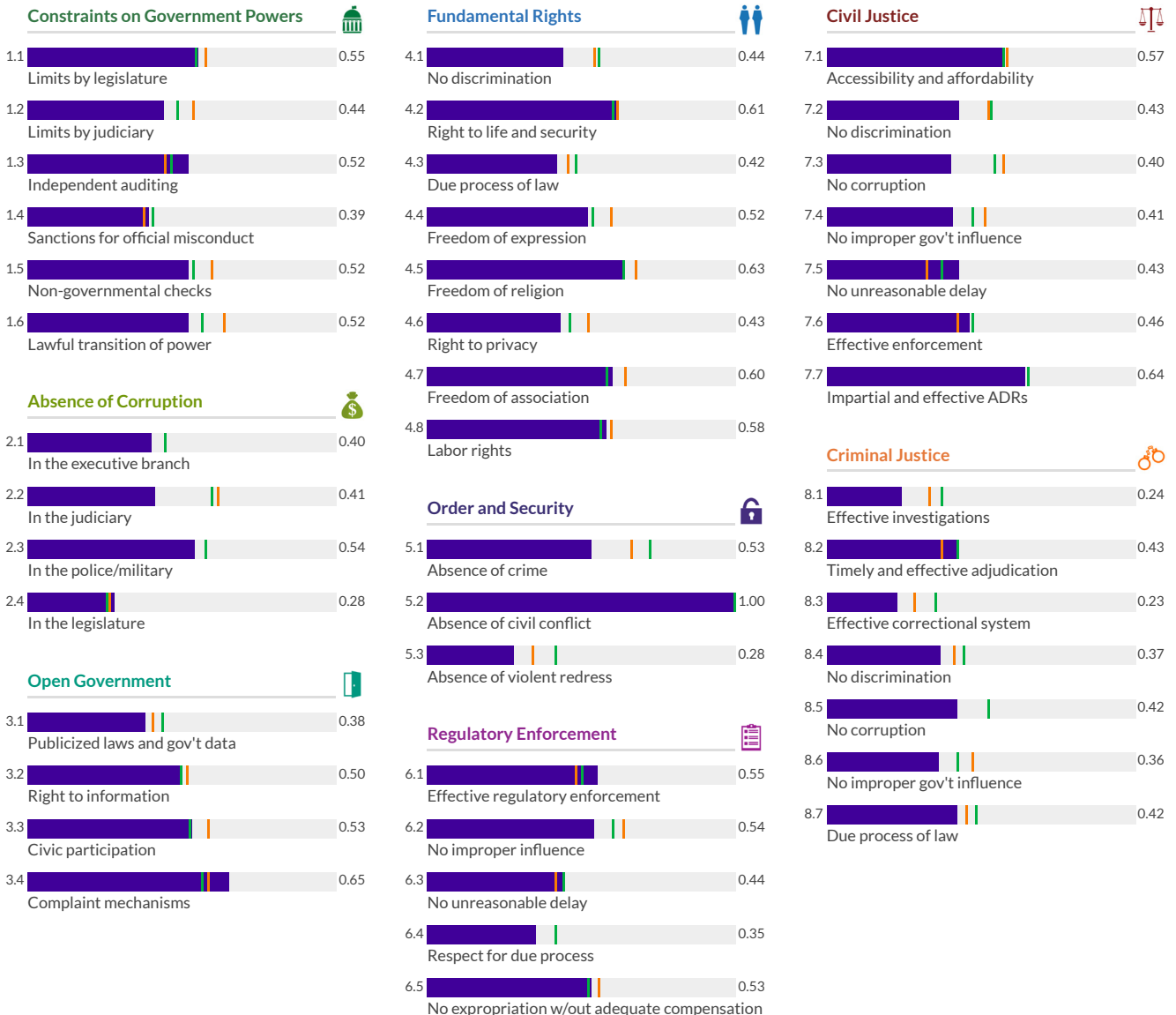
	Factor Score	Score Change	Regional Rank	Income Rank	Global Rank
Constraints on Government Powers	0.49	0.00	23/32	26/42	86/140
Absence of Corruption	0.41	0.00	19/32	30/42	92/140
Open Government	0.51	0.01	18/32	21/42	66/140
Fundamental Rights	0.53	0.01	19/32	25/42	73/140
Order and Security	0.60	-0.02	26/32	38/42	121/140
Regulatory Enforcement	0.48	0.00	18/32	21/42	75/140
Civil Justice	0.48	-0.01	20/32	29/42	87/140
Criminal Justice	0.35	0.00	18/32	30/42	103/140



* Indicates statistically significant change at the 10 percent level

Low Medium High

Ecuador Latin America and Caribbean Upper-Middle



Egypt, Arab Rep.

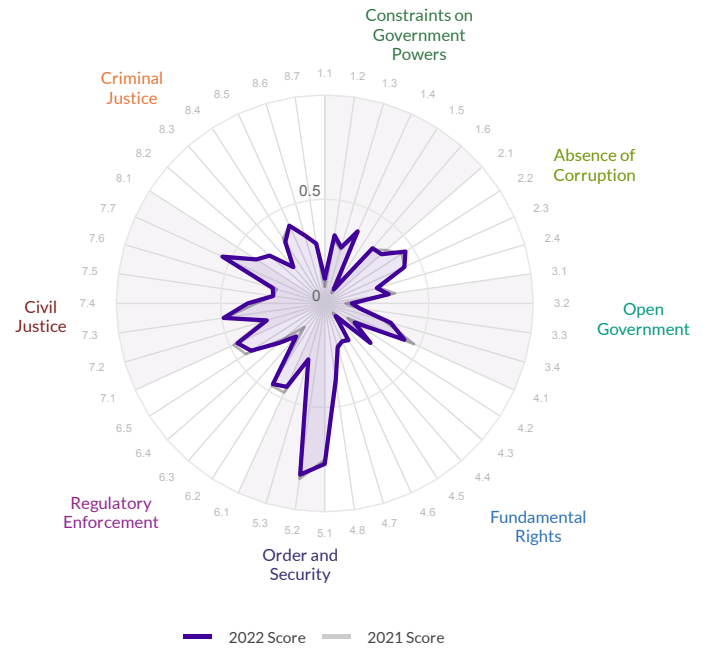
Region: Middle East and North Africa
Income Group: Lower-Middle

The scores range from 0 to 1, where 1 signifies the highest possible score and 0 signifies the lowest possible score.

Overall Score	Regional Rank	Income Rank	Global Rank
0.35	8/8	36/38	135/140

Score Change	Rank Change
0.00	2▲

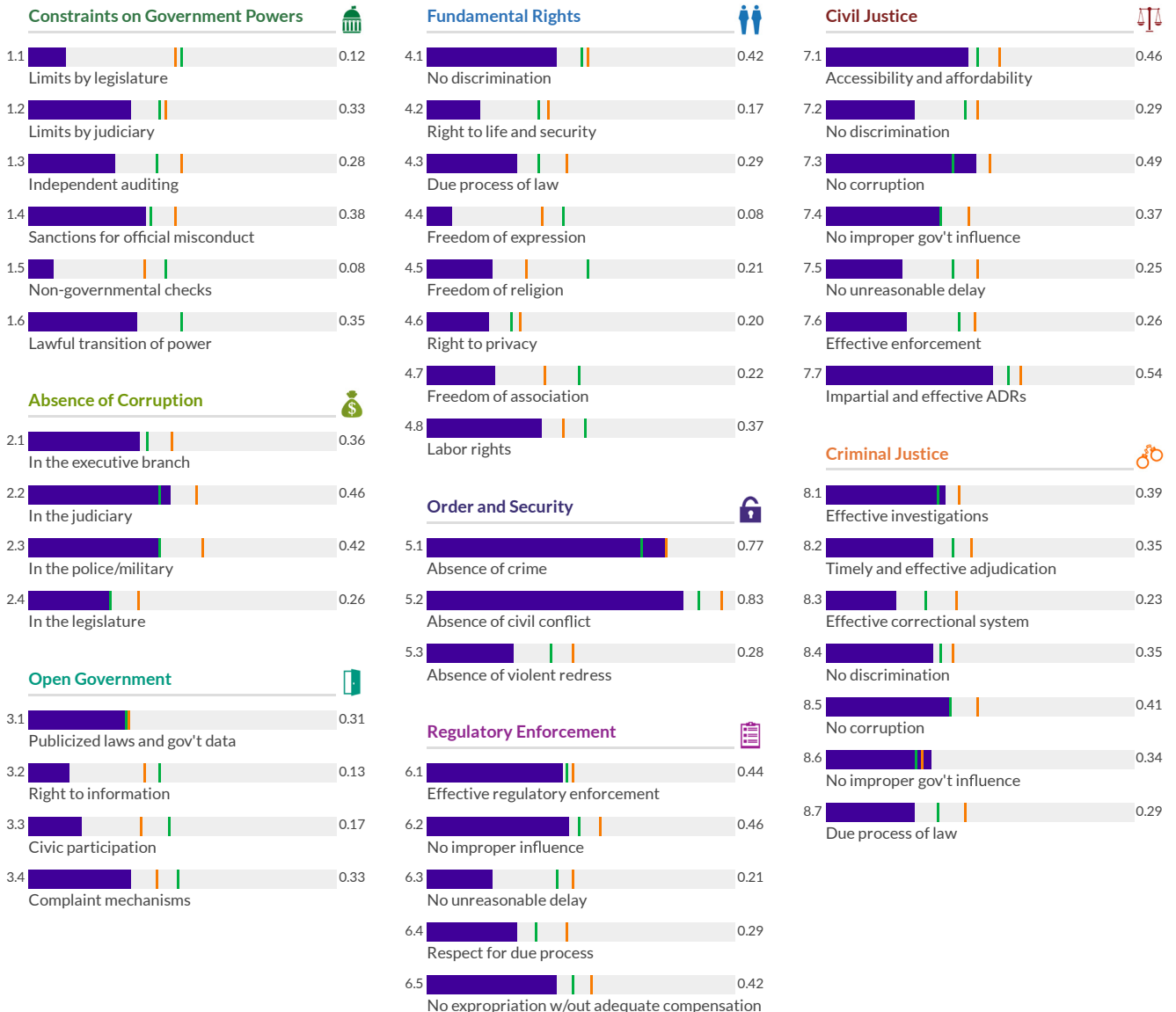
	Factor Score	Score Change	Regional Rank	Income Rank	Global Rank
Constraints on Government Powers	0.26	0.02	8/8	37/38	138/140
Absence of Corruption	0.38	0.00	7/8	21/38	104/140
Open Government	0.23	0.01	8/8	38/38	140/140
Fundamental Rights	0.25	0.00	7/8	36/38	138/140
Order and Security	0.63	0.00	8/8	29/38	112/140
Regulatory Enforcement	0.36	0.00	8/8	34/38	131/140
Civil Justice	0.38	0.01	8/8	32/38	127/140
Criminal Justice	0.34	0.00	7/8	25/38	108/140



* Indicates statistically significant change at the 10 percent level

Low Medium High

— Egypt, Arab Rep. — Middle East and North Africa — Lower-Middle



El Salvador

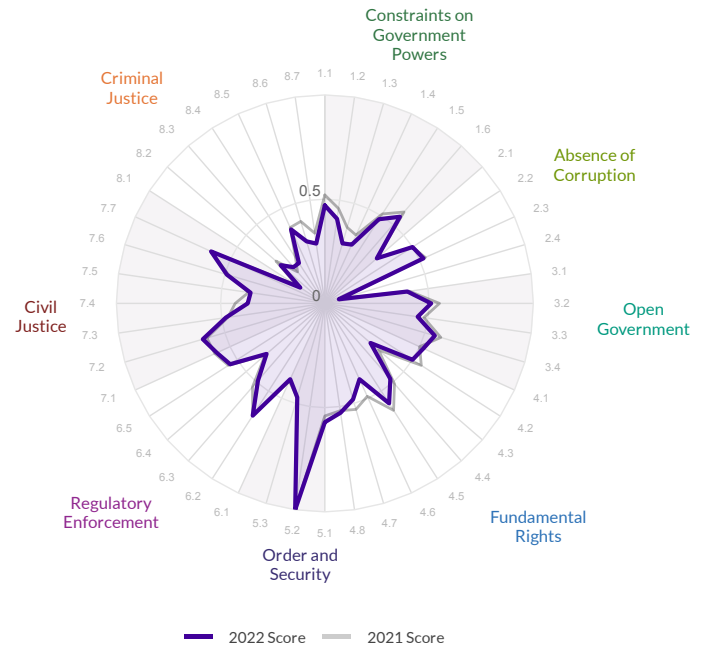
Region: Latin America and Caribbean
Income Group: Lower-Middle

The scores range from 0 to 1, where 1 signifies the highest possible score and 0 signifies the lowest possible score.

Overall Score	Regional Rank	Income Rank	Global Rank
0.46	25/32	19/38	102/140

Score Change	Rank Change
-0.02 ▾	-7 ▾

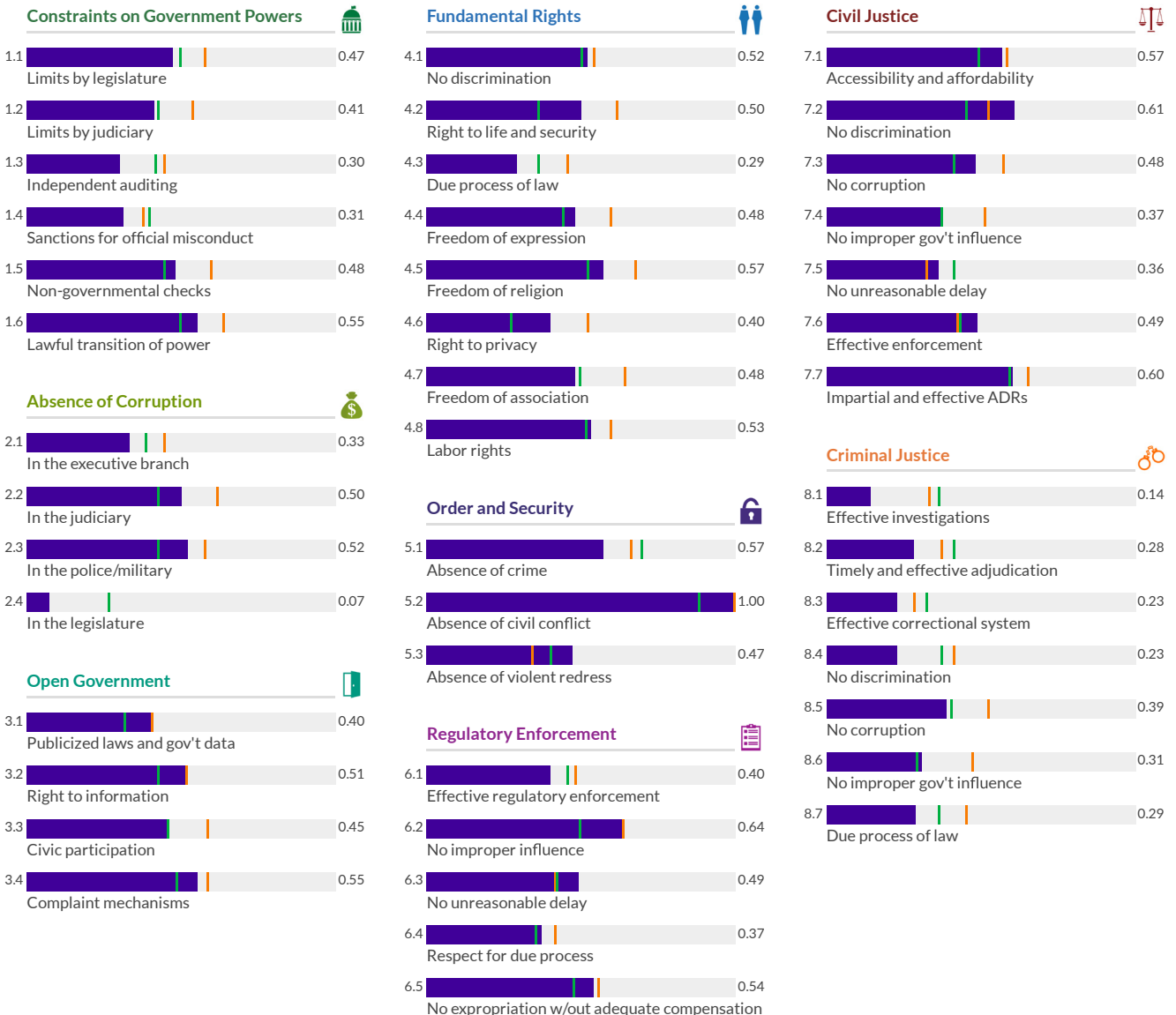
	Factor Score	Score Change	Regional Rank	Income Rank	Global Rank
Constraints on Government Powers	0.42	-0.05*	27/32	22/38	108/140
Absence of Corruption	0.36	-0.01	23/32	22/38	110/140
Open Government	0.48	-0.03*	22/32	12/38	79/140
Fundamental Rights	0.47	-0.03*	27/32	12/38	95/140
Order and Security	0.68	0.01	15/32	18/38	92/140
Regulatory Enforcement	0.49	-0.02	17/32	8/38	72/140
Civil Justice	0.50	-0.01	18/32	11/38	80/140
Criminal Justice	0.27	-0.03	27/32	31/38	131/140



* Indicates statistically significant change at the 10 percent level

Low Medium High

El Salvador Latin America and Caribbean Lower-Middle



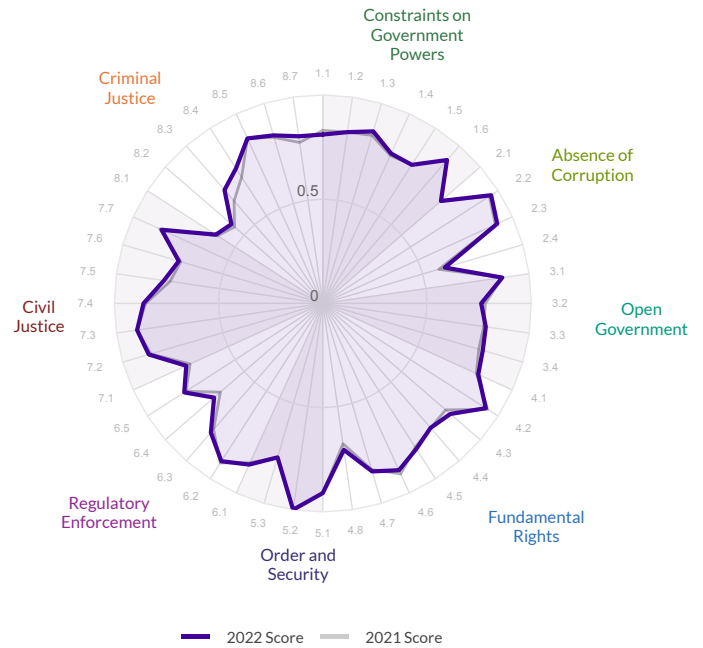
Estonia

Region: EU, EFTA, and North America
Income Group: High

The scores range from 0 to 1, where 1 signifies the highest possible score and 0 signifies the lowest possible score.

Overall Score	Regional Rank	Income Rank	Global Rank
0.82	8/31	9/43	9/140
Score Change	Rank Change		
0.01▲	2▲		

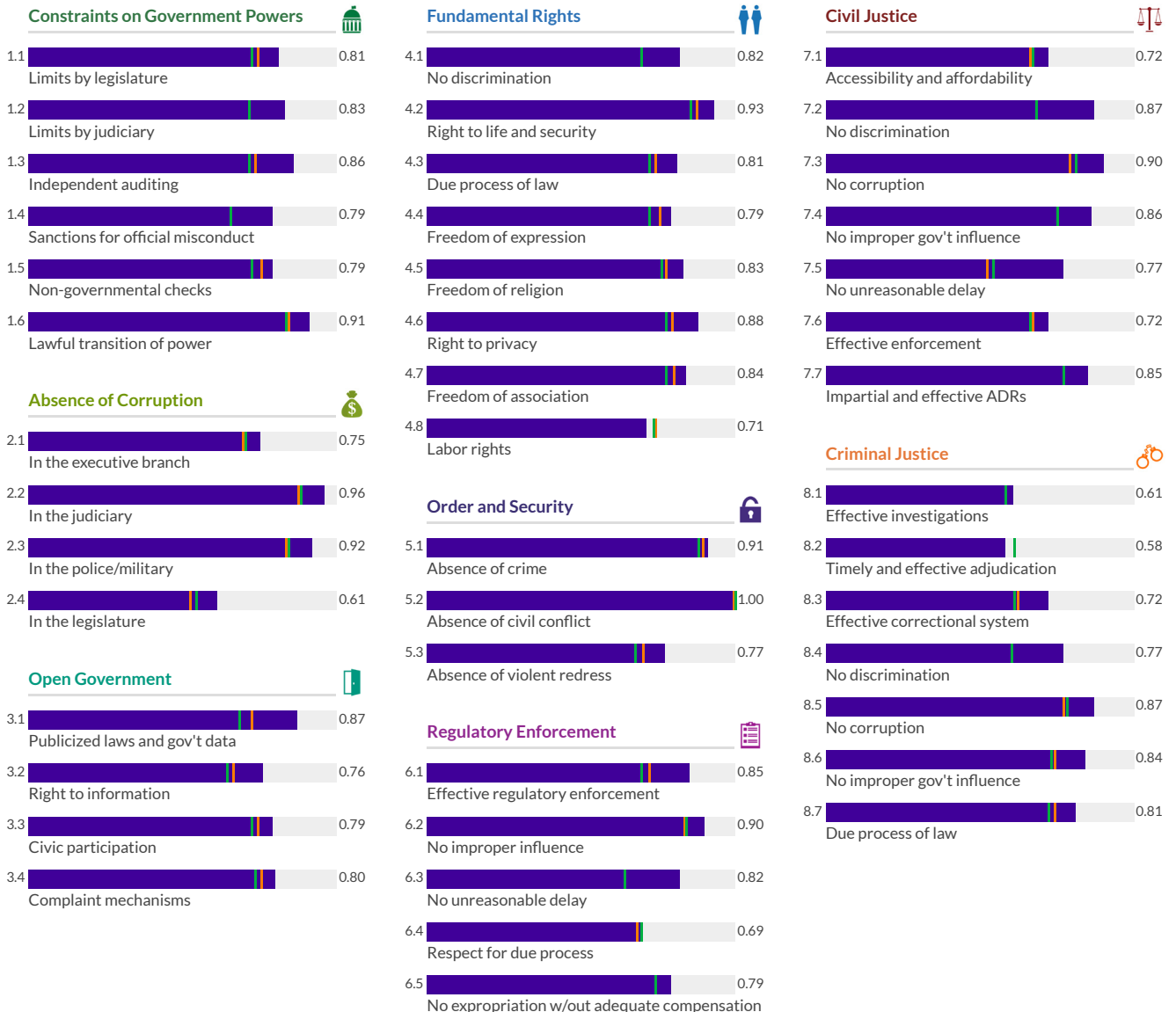
	Factor Score	Score Change	Regional Rank	Income Rank	Global Rank
Constraints on Government Powers	0.83	0.00	9/31	10/43	10/140
Absence of Corruption	0.81	0.01	10/31	15/43	15/140
Open Government	0.80	0.00	6/31	7/43	7/140
Fundamental Rights	0.83	0.01	10/31	10/43	10/140
Order and Security	0.89	0.00	12/31	16/43	17/140
Regulatory Enforcement	0.81	0.02	9/31	11/43	11/140
Civil Justice	0.81	0.01	6/31	6/43	6/140
Criminal Justice	0.74	0.03	8/31	10/43	10/140



* Indicates statistically significant change at the 10 percent level

Low Medium High

— Estonia — EU, EFTA, and North America — High



Ethiopia

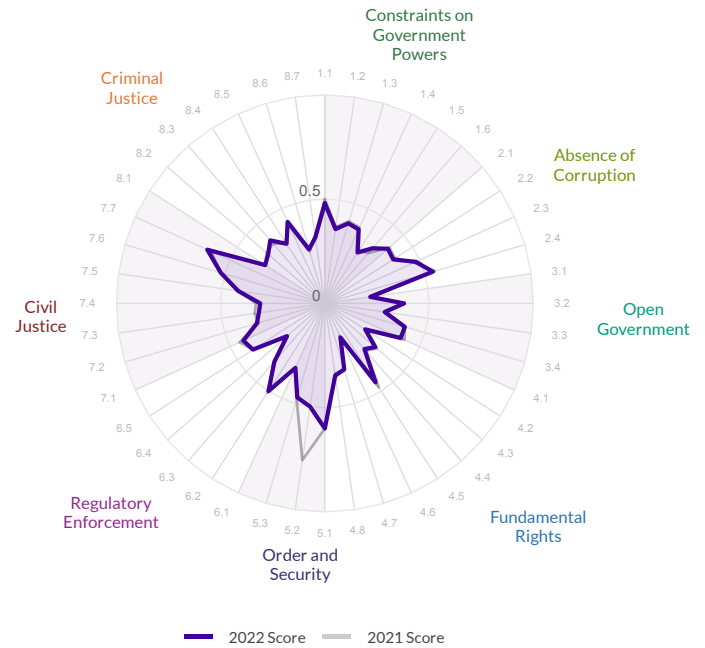
Region: Sub-Saharan Africa
Income Group: Low

The scores range from 0 to 1, where 1 signifies the highest possible score and 0 signifies the lowest possible score.

Overall Score	Regional Rank	Income Rank	Global Rank
0.39	27/34	13/17	123/140

Score Change	Rank Change
-0.01 ▾	-1 ▾

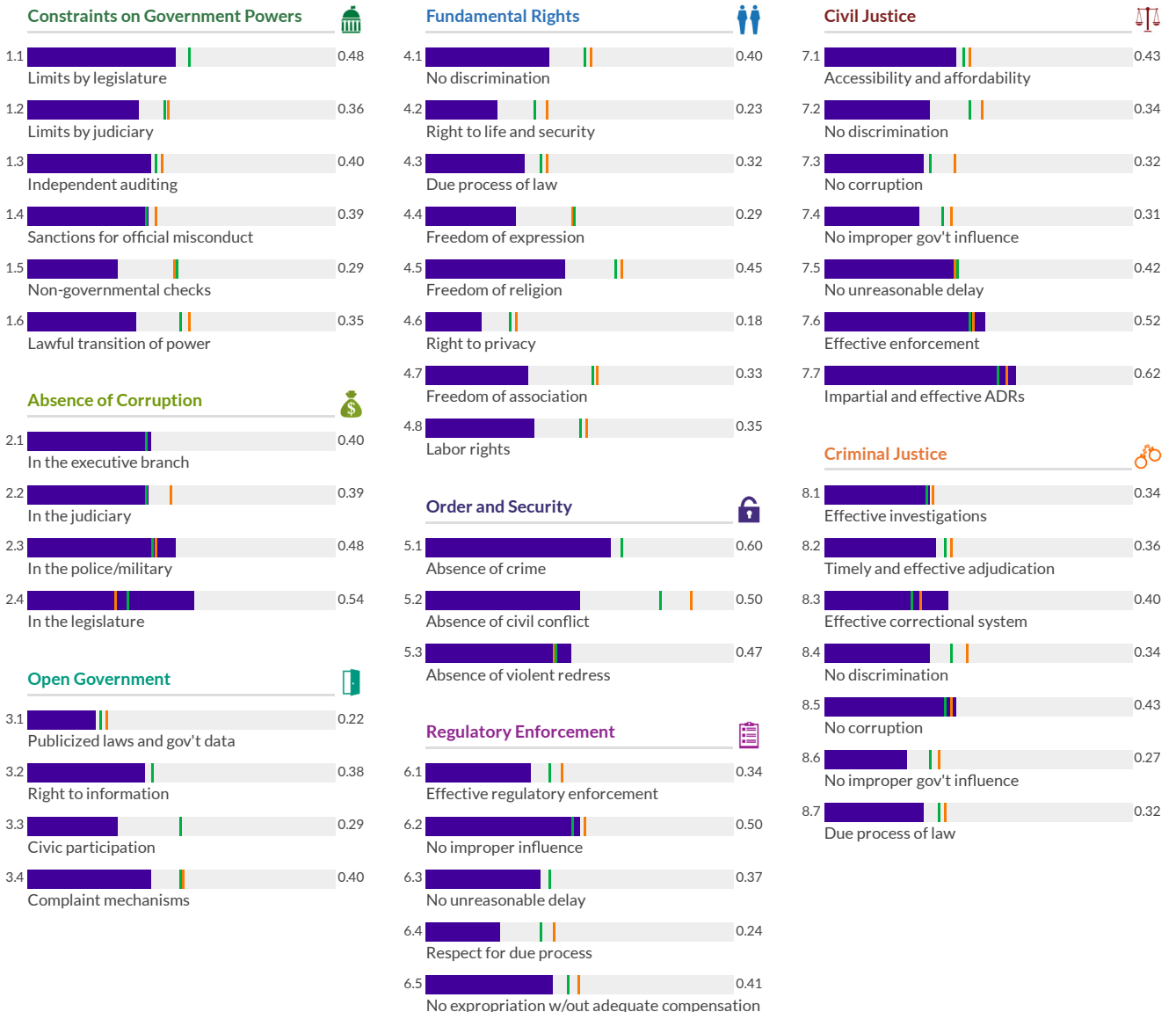
	Factor Score	Score Change	Regional Rank	Income Rank	Global Rank
Constraints on Government Powers	0.38	-0.01	27/34	16/17	117/140
Absence of Corruption	0.45	-0.01	8/34	3/17	71/140
Open Government	0.32	0.00	31/34	16/17	131/140
Fundamental Rights	0.32	-0.01	34/34	17/17	132/140
Order and Security	0.52	-0.09*	28/34	12/17	129/140
Regulatory Enforcement	0.37	-0.01	28/34	12/17	129/140
Civil Justice	0.42	0.00	25/34	10/17	115/140
Criminal Justice	0.35	0.00	22/34	9/17	102/140



* Indicates statistically significant change at the 10 percent level

Low Medium High

— Ethiopia — Sub-Saharan Africa — Low



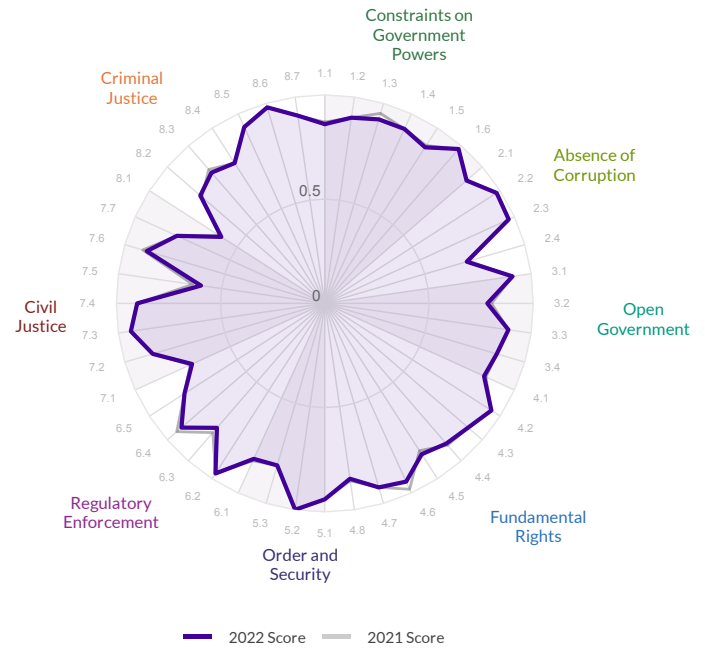
Finland

Region: EU, EFTA, and North America
Income Group: High

The scores range from 0 to 1, where 1 signifies the highest possible score and 0 signifies the lowest possible score.

Overall Score	Regional Rank	Income Rank	Global Rank
0.87	3/31	3/43	3/140
Score Change	Rank Change		
-0.01 ▾	0		

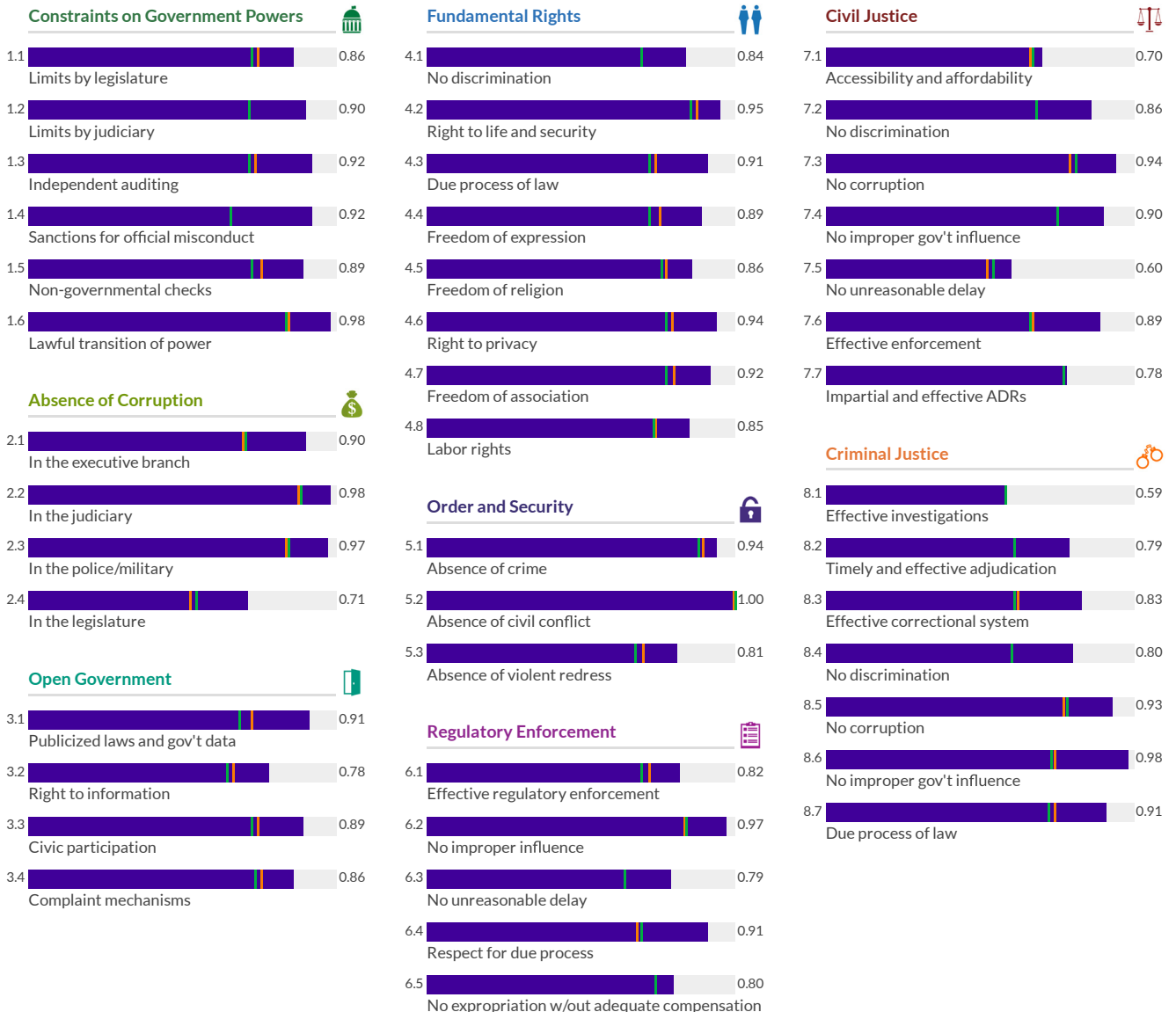
	Factor Score	Score Change	Regional Rank	Income Rank	Global Rank
Constraints on Government Powers	0.91	-0.01	3/31	3/43	3/140
Absence of Corruption	0.89	-0.01	4/31	5/43	5/140
Open Government	0.86	-0.01	3/31	3/43	3/140
Fundamental Rights	0.89	-0.01	3/31	3/43	3/140
Order and Security	0.91	0.00	7/31	10/43	10/140
Regulatory Enforcement	0.86	-0.01	3/31	3/43	3/140
Civil Justice	0.81	-0.01	7/31	7/43	7/140
Criminal Justice	0.83	0.00	2/31	2/43	2/140



* Indicates statistically significant change at the 10 percent level

Low Medium High

Finland EU, EFTA, and North America High



France

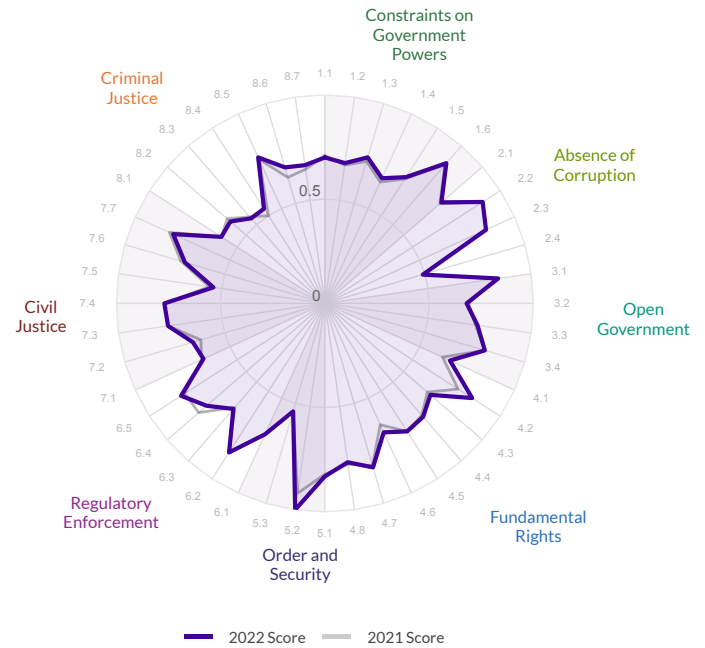
The scores range from 0 to 1, where 1 signifies the highest possible score and 0 signifies the lowest possible score.

Overall Score	Regional Rank	Income Rank	Global Rank
0.73	16/31	21/43	21/140
Score Change	Rank Change		
0.01▲	2▲		

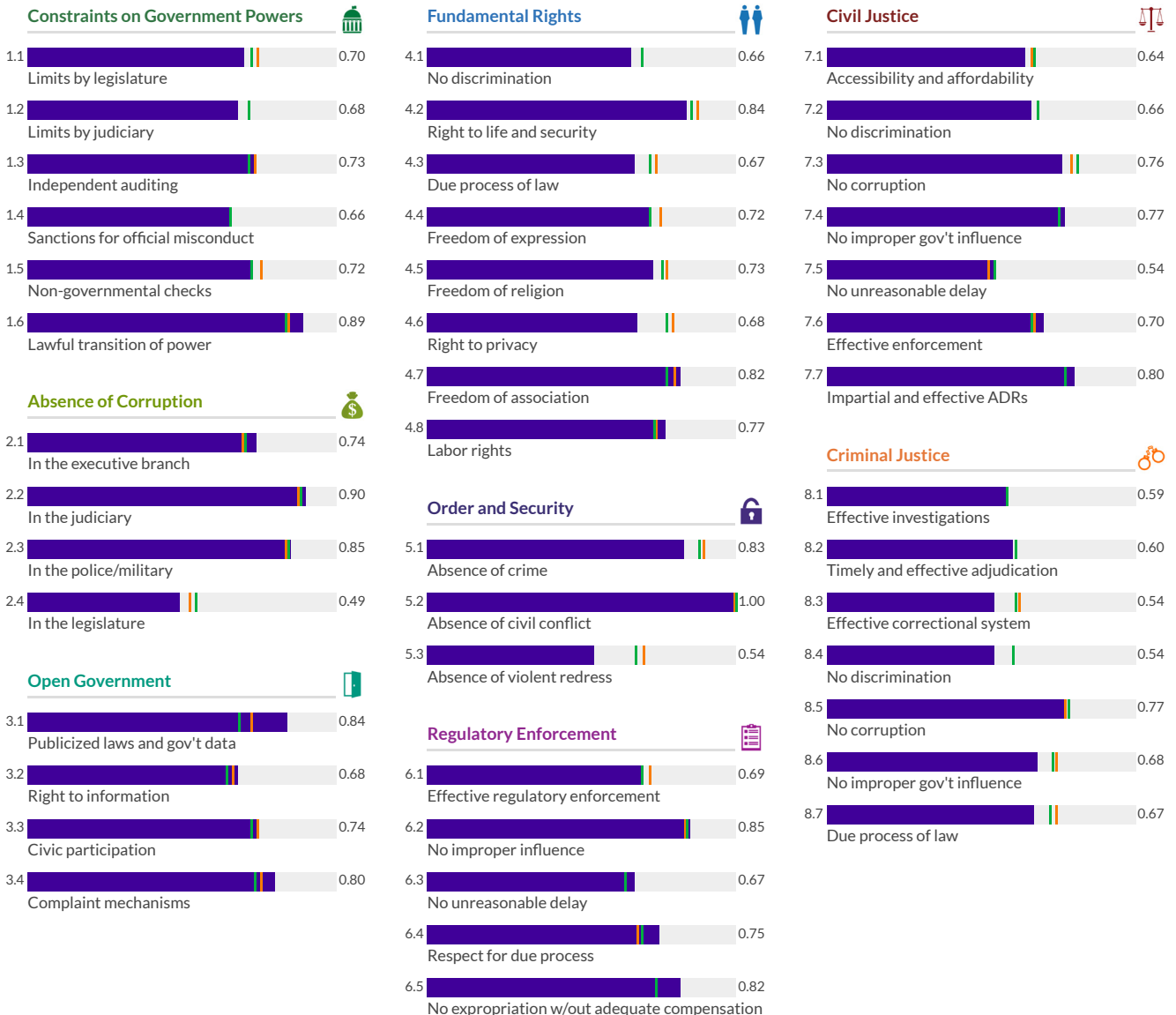
	Factor Score	Score Change	Regional Rank	Income Rank	Global Rank
Constraints on Government Powers	0.73	0.01	17/31	20/43	21/140
Absence of Corruption	0.75	0.00	14/31	20/43	20/140
Open Government	0.76	0.00	13/31	15/43	15/140
Fundamental Rights	0.74	0.02	21/31	26/43	27/140
Order and Security	0.79	0.03*	27/31	35/43	44/140
Regulatory Enforcement	0.76	0.00	14/31	19/43	19/140
Civil Justice	0.70	0.00	14/31	21/43	21/140
Criminal Justice	0.63	0.01	21/31	28/43	28/140

* Indicates statistically significant change at the 10 percent level

Low Medium High



France EU, EFTA, and North America High



Gabon

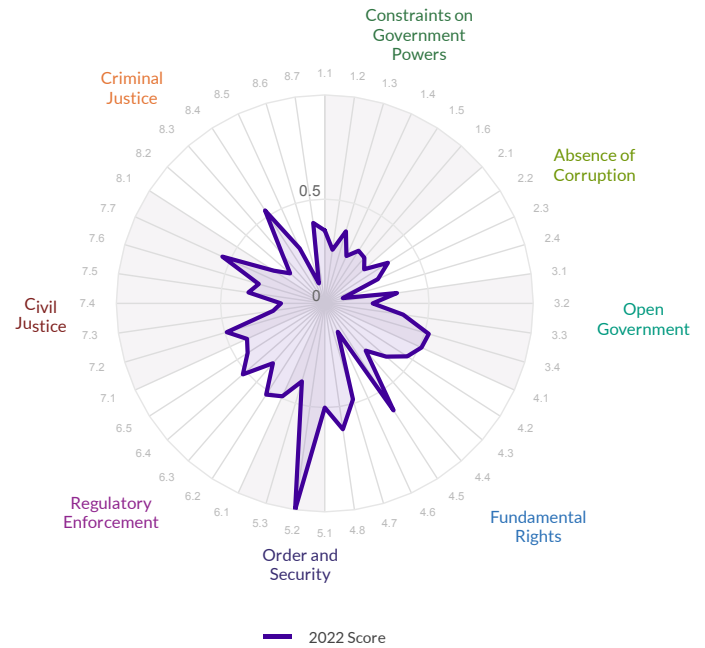
The scores range from 0 to 1, where 1 signifies the highest possible score and 0 signifies the lowest possible score.

Overall Score	Regional Rank	Income Rank	Global Rank
0.39	30/34	41/42	126/140
Score Change	Rank Change		
—	—		

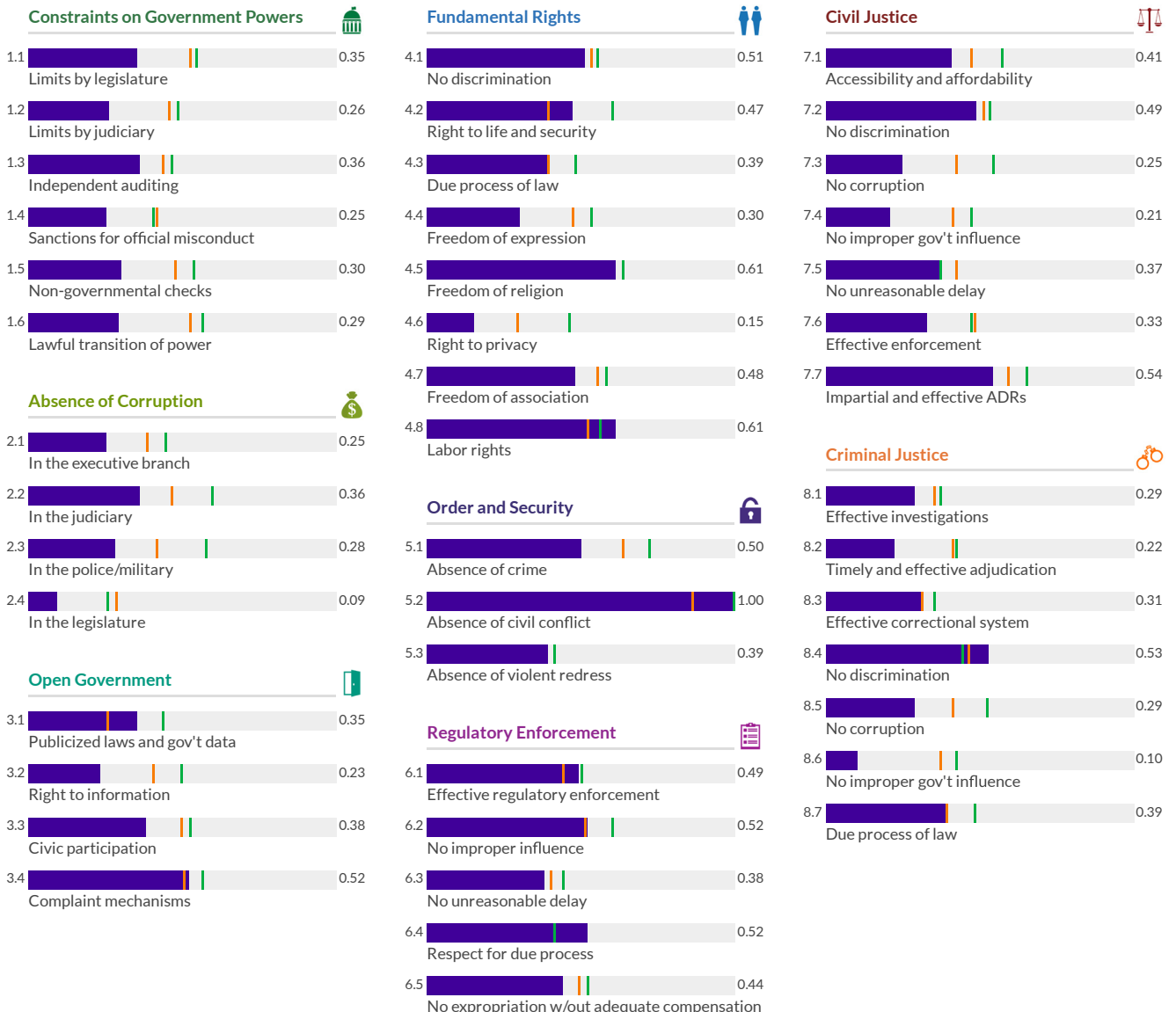
	Factor Score	Score Change	Regional Rank	Income Rank	Global Rank
Constraints on Government Powers	0.30	—	34/34	39/42	134/140
Absence of Corruption	0.24	—	32/34	42/42	137/140
Open Government	0.37	—	23/34	40/42	118/140
Fundamental Rights	0.44	—	21/34	37/42	109/140
Order and Security	0.63	—	19/34	33/42	111/140
Regulatory Enforcement	0.47	—	14/34	28/42	89/140
Civil Justice	0.37	—	32/34	39/42	129/140
Criminal Justice	0.30	—	29/34	37/42	122/140

* Indicates statistically significant change at the 10 percent level

Low Medium High



— Gabon — Sub-Saharan Africa — Upper-Middle

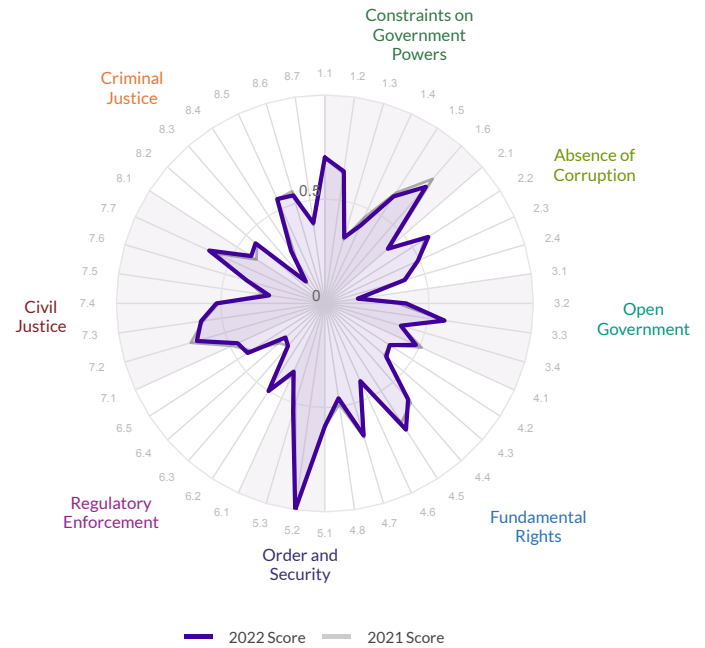


The Gambia

The scores range from 0 to 1, where 1 signifies the highest possible score and 0 signifies the lowest possible score.

Overall Score	Regional Rank	Income Rank	Global Rank
0.49	10/34	4/17	86/140
Score Change	Rank Change		
0.00	3▲		

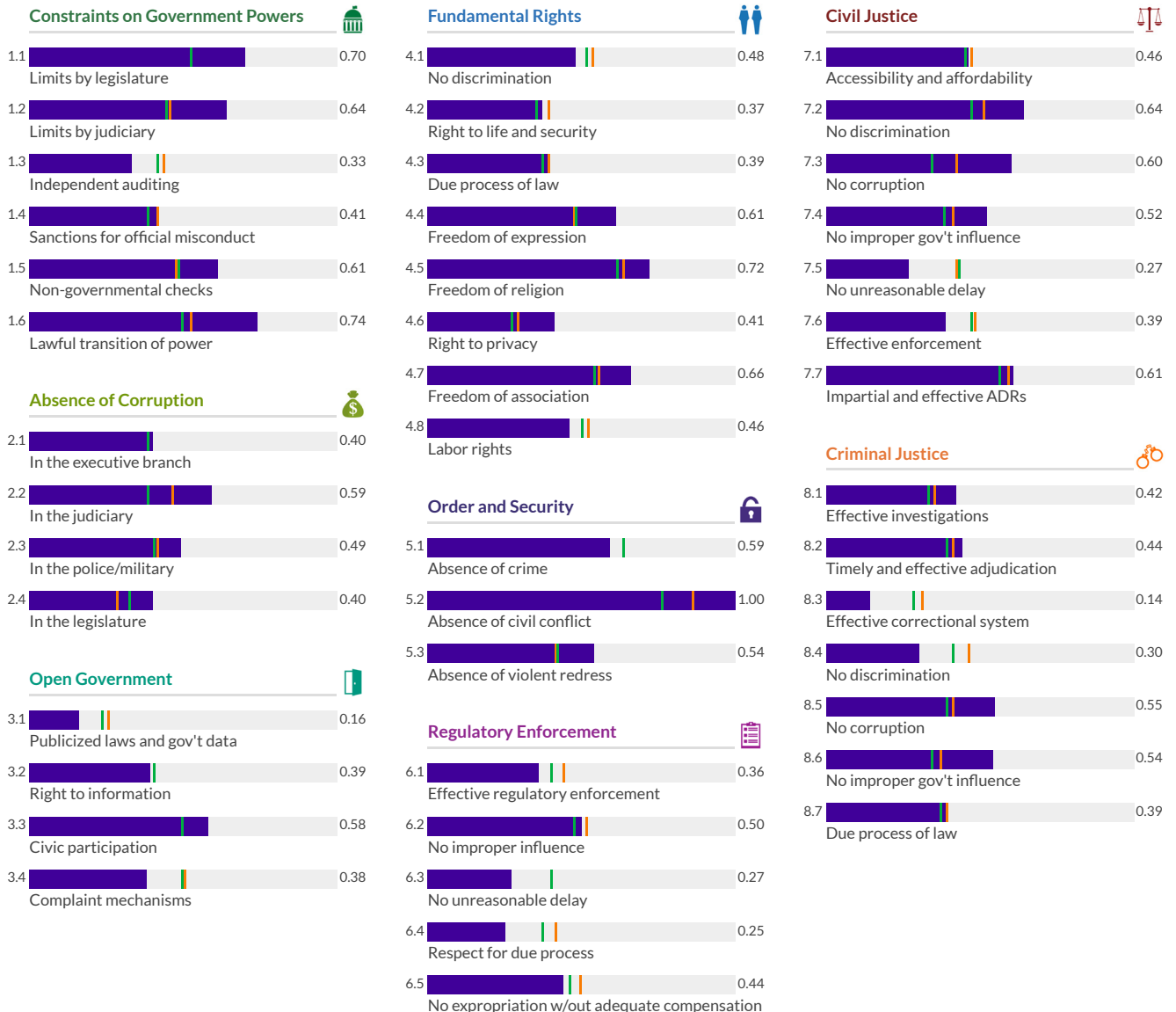
	Factor Score	Score Change	Regional Rank	Income Rank	Global Rank
Constraints on Government Powers	0.57	-0.02	8/34	3/17	55/140
Absence of Corruption	0.47	0.01	7/34	2/17	65/140
Open Government	0.37	0.01	20/34	9/17	114/140
Fundamental Rights	0.51	-0.01	11/34	4/17	82/140
Order and Security	0.71	0.01	9/34	4/17	79/140
Regulatory Enforcement	0.37	-0.01	29/34	13/17	130/140
Civil Justice	0.50	0.00	10/34	3/17	79/140
Criminal Justice	0.40	0.01	12/34	4/17	82/140



* Indicates statistically significant change at the 10 percent level

Low Medium High

The Gambia Sub-Saharan Africa Low



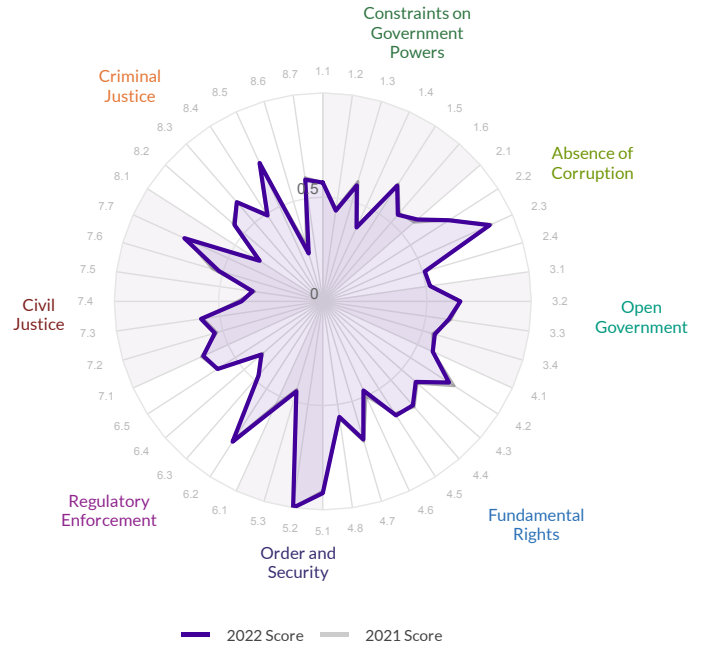
Georgia

Region: Eastern Europe and Central Asia
Income Group: Upper-Middle

The scores range from 0 to 1, where 1 signifies the highest possible score and 0 signifies the lowest possible score.

Overall Score	Regional Rank	Income Rank	Global Rank
0.60	1/14	7/42	49/140
Score Change	Rank Change		
0.00	0		

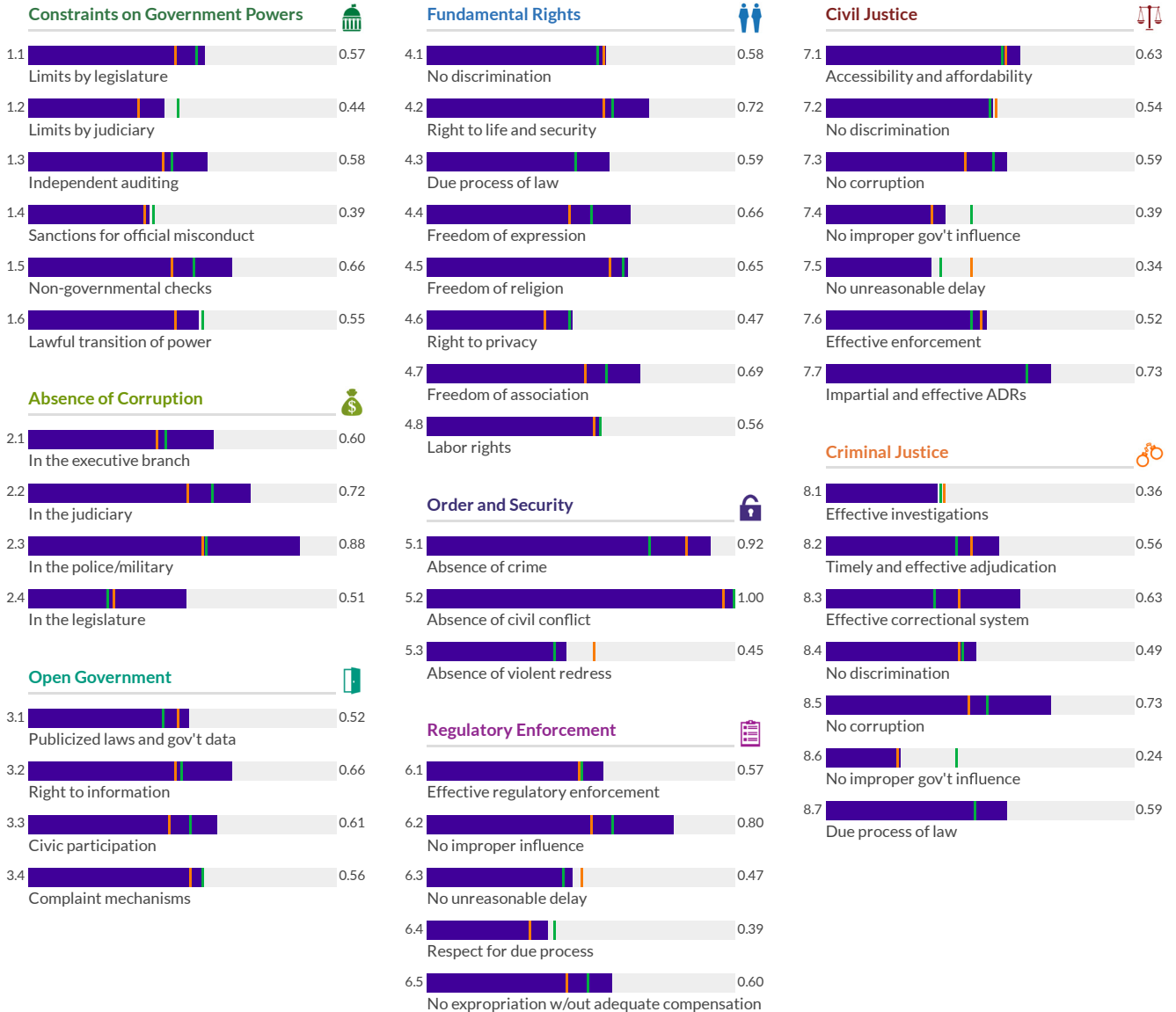
	Factor Score	Score Change	Regional Rank	Income Rank	Global Rank
Constraints on Government Powers	0.53	-0.01	2/14	16/42	69/140
Absence of Corruption	0.68	0.00	1/14	2/42	31/140
Open Government	0.59	0.00	1/14	8/42	45/140
Fundamental Rights	0.62	-0.01	1/14	13/42	51/140
Order and Security	0.79	0.00	7/14	8/42	45/140
Regulatory Enforcement	0.57	0.01	1/14	7/42	48/140
Civil Justice	0.53	0.00	4/14	18/42	68/140
Criminal Justice	0.51	-0.01	1/14	13/42	54/140



* Indicates statistically significant change at the 10 percent level

Low Medium High

Georgia Eastern Europe and Central Asia Upper-Middle

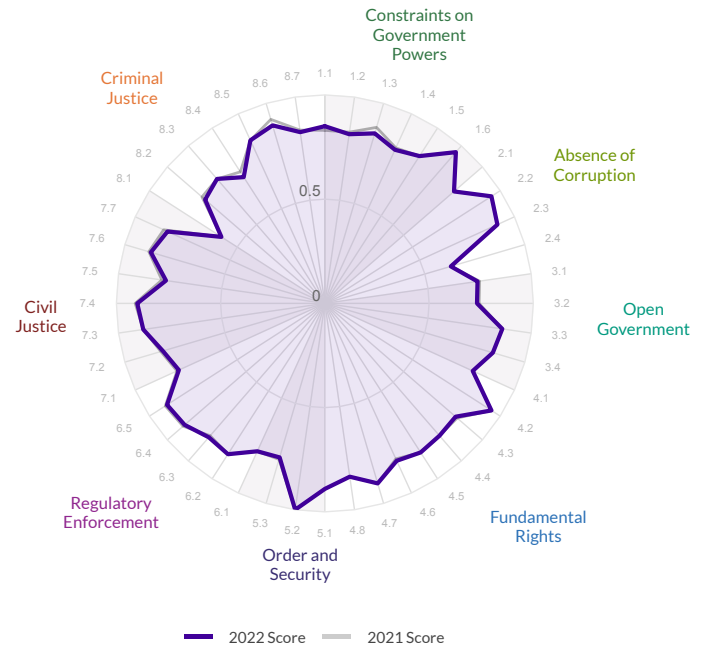


Germany

The scores range from 0 to 1, where 1 signifies the highest possible score and 0 signifies the lowest possible score.

Overall Score	Regional Rank	Income Rank	Global Rank
0.83	6/31	6/43	6/140
Score Change	Rank Change		
-0.01	-1		

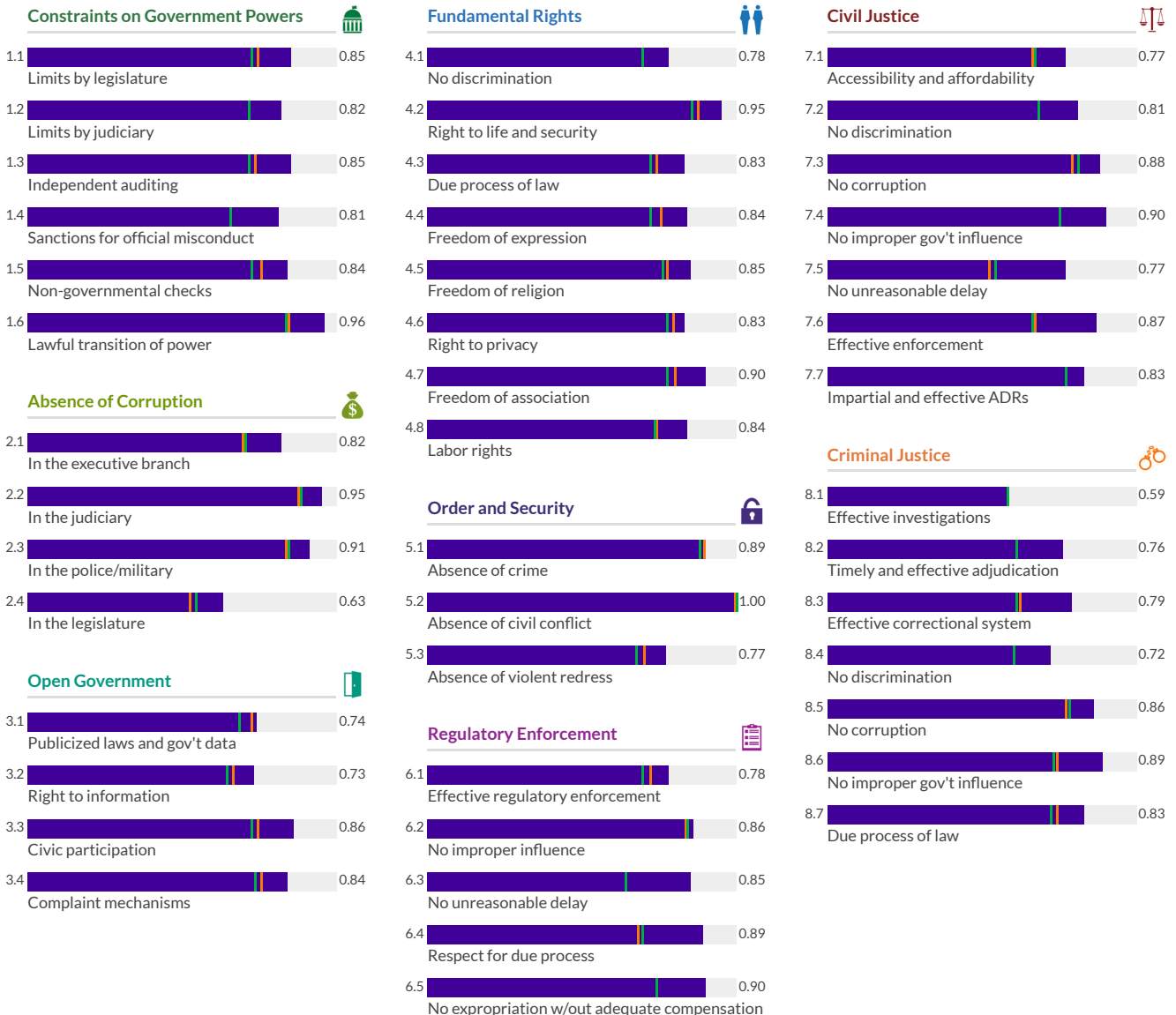
	Factor Score	Score Change	Regional Rank	Income Rank	Global Rank
Constraints on Government Powers	0.86	0.00	5/31	5/43	5/140
Absence of Corruption	0.83	0.00	8/31	11/43	11/140
Open Government	0.79	0.00	10/31	12/43	12/140
Fundamental Rights	0.85	0.00	5/31	5/43	5/140
Order and Security	0.89	-0.01	16/31	21/43	22/140
Regulatory Enforcement	0.86	0.00	4/31	4/43	4/140
Civil Justice	0.83	-0.01	4/31	4/43	4/140
Criminal Justice	0.78	-0.01	6/31	6/43	6/140



* Indicates statistically significant change at the 10 percent level

Low Medium High

Germany EU, EFTA, and North America High

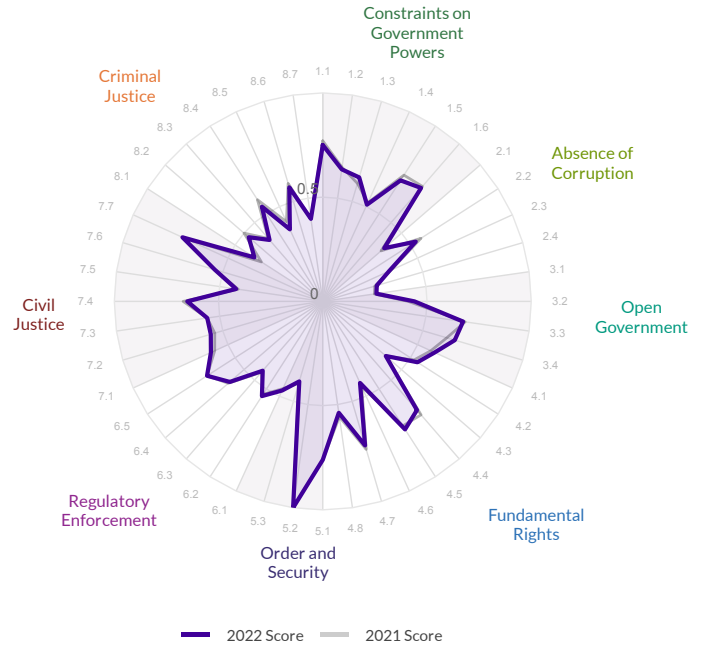


Ghana

The scores range from 0 to 1, where 1 signifies the highest possible score and 0 signifies the lowest possible score.

Overall Score	Regional Rank	Income Rank	Global Rank
0.55	7/34	2/38	58/140
Score Change	Rank Change		
0.00	0		

	Factor Score	Score Change	Regional Rank	Income Rank	Global Rank
Constraints on Government Powers	0.65	-0.01	1/34	2/38	34/140
Absence of Corruption	0.38	0.00	16/34	19/38	101/140
Open Government	0.51	0.02	5/34	6/38	67/140
Fundamental Rights	0.58	0.00	6/34	3/38	64/140
Order and Security	0.72	0.00	6/34	8/38	71/140
Regulatory Enforcement	0.54	0.00	6/34	3/38	54/140
Civil Justice	0.58	0.01	6/34	1/38	52/140
Criminal Justice	0.45	-0.01	9/34	5/38	70/140



* Indicates statistically significant change at the 10 percent level

Low Medium High

— Ghana — Sub-Saharan Africa — Lower-Middle

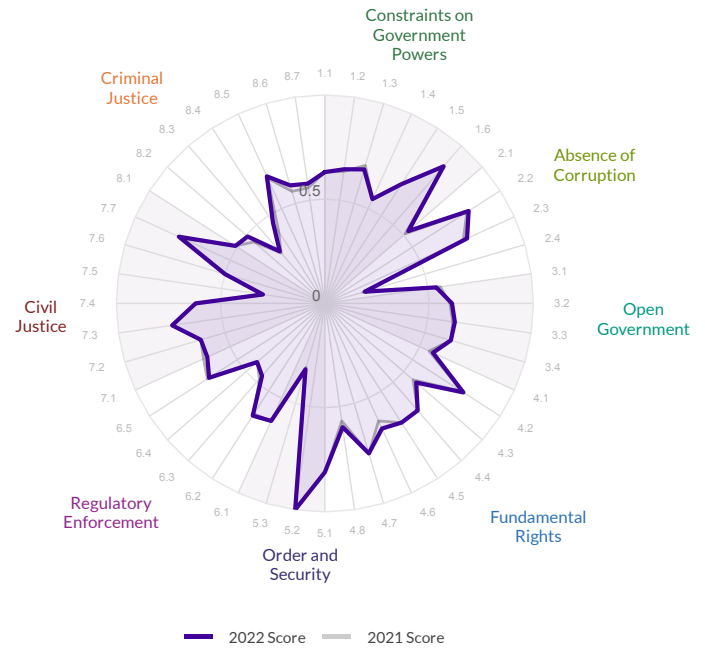
Category	Sub-Category	Score
Constraints on Government Powers	Limits by legislature	0.75
	Limits by judiciary	0.64
	Independent auditing	0.62
	Sanctions for official misconduct	0.51
	Non-governmental checks	0.69
	Lawful transition of power	0.72
Absence of Corruption	In the executive branch	0.39
	In the judiciary	0.53
	In the police/military	0.35
	In the legislature	0.27
Open Government	Publicized laws and gov't data	0.26
	Right to information	0.44
	Civic participation	0.68
	Complaint mechanisms	0.66
Fundamental Rights	No discrimination	0.59
	Right to life and security	0.54
	Due process of law	0.40
	Freedom of expression	0.69
	Freedom of religion	0.73
	Right to privacy	0.43
	Freedom of association	0.72
	Labor rights	0.54
Order and Security	Absence of crime	0.76
	Absence of civil conflict	1.00
	Absence of violent redress	0.40
	Effective regulatory enforcement	0.47
	No improper influence	0.54
Regulatory Enforcement	Effective regulatory enforcement	0.47
	No improper influence	0.54
	No unreasonable delay	0.44
	Respect for due process	0.59
	No expropriation w/out adequate compensation	0.66
	Effective investigations	0.39
	Timely and effective adjudication	0.47
Civil Justice	Accessibility and affordability	0.59
	No discrimination	0.56
	No corruption	0.56
	No improper gov't influence	0.65
	No unreasonable delay	0.42
	Effective enforcement	0.54
	Impartial and effective ADRs	0.74
	Effective investigations	0.39
	Timely and effective adjudication	0.47
	Effective correctional system	0.39
No discrimination	0.54	
Criminal Justice	No corruption	0.38
	No improper gov't influence	0.57
	Due process of law	0.40
	Effective investigations	0.39

Greece

The scores range from 0 to 1, where 1 signifies the highest possible score and 0 signifies the lowest possible score.

Overall Score	Regional Rank	Income Rank	Global Rank
0.61	28/31	39/43	44/140
Score Change	Rank Change		
0.01 ▲	4 ▲		

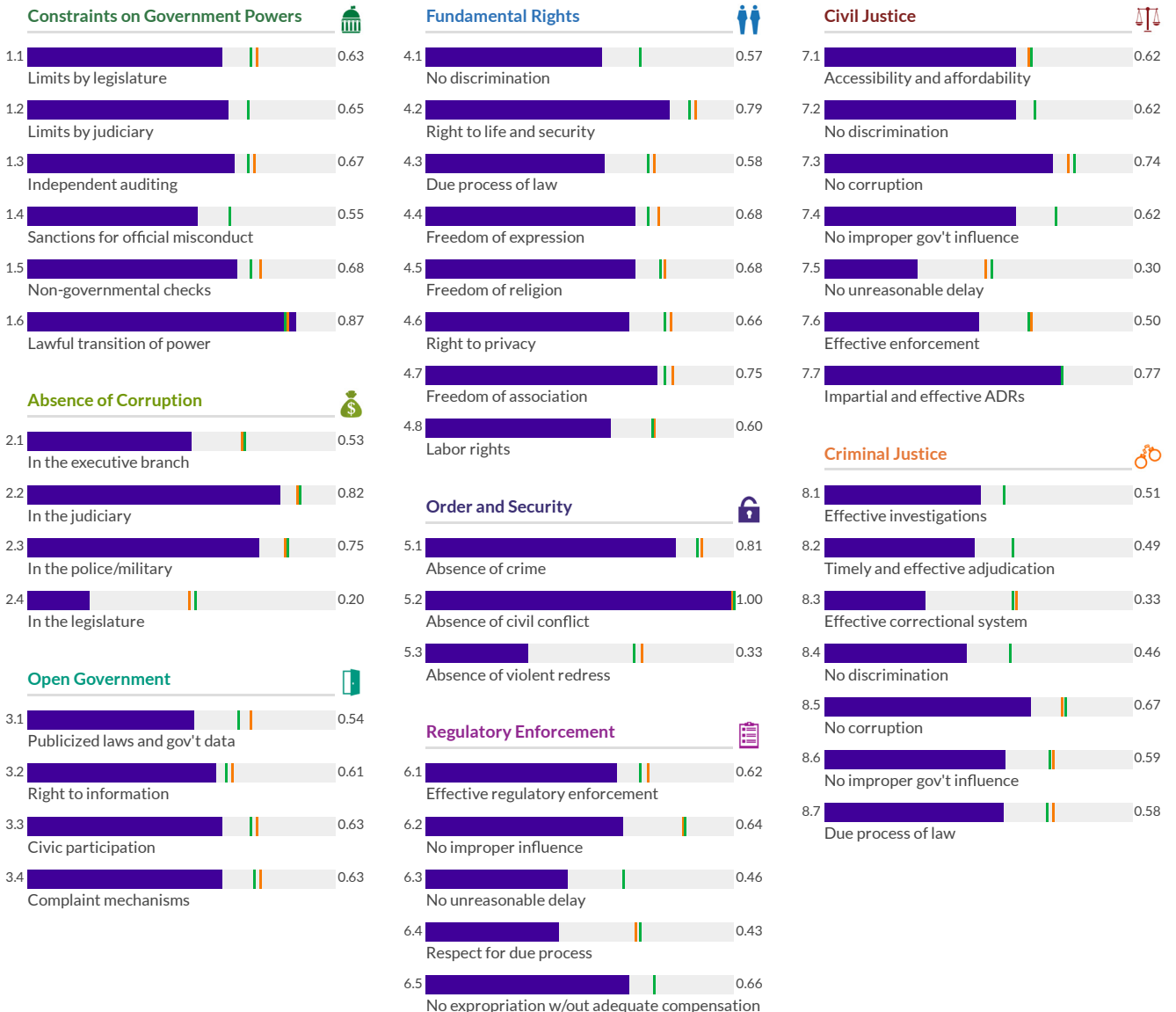
	Factor Score	Score Change	Regional Rank	Income Rank	Global Rank
Constraints on Government Powers	0.68	0.00	22/31	28/43	29/140
Absence of Corruption	0.57	0.01	26/31	39/43	49/140
Open Government	0.60	0.00	28/31	35/43	40/140
Fundamental Rights	0.66	0.02	28/31	37/43	42/140
Order and Security	0.71	0.00	31/31	40/43	74/140
Regulatory Enforcement	0.56	0.00	29/31	40/43	51/140
Civil Justice	0.60	0.00	26/31	37/43	49/140
Criminal Justice	0.52	0.02	28/31	40/43	52/140



* Indicates statistically significant change at the 10 percent level

Low Medium High

— Greece — EU, EFTA, and North America — High



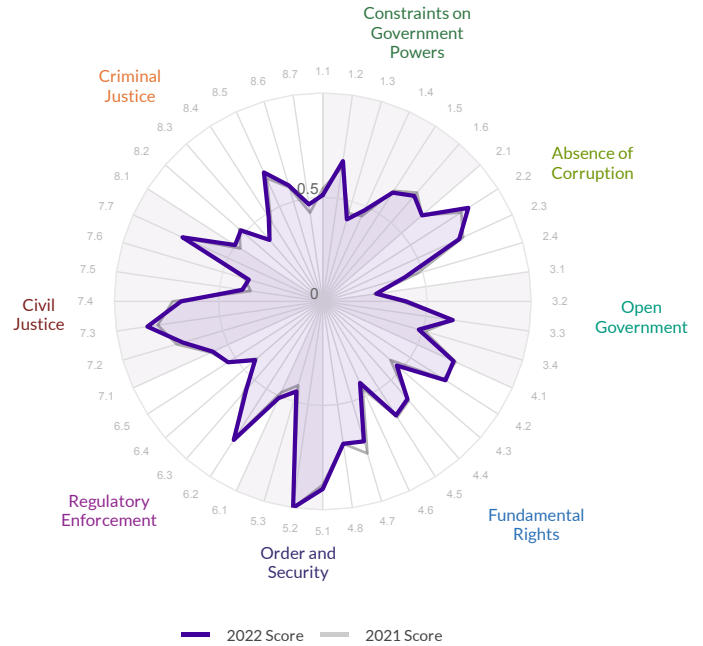
Grenada

Region: Latin America and Caribbean
Income Group: Upper-Middle

The scores range from 0 to 1, where 1 signifies the highest possible score and 0 signifies the lowest possible score.

Overall Score	Regional Rank	Income Rank	Global Rank
0.59	10/32	8/42	50/140
Score Change	Rank Change		
0.00	0		

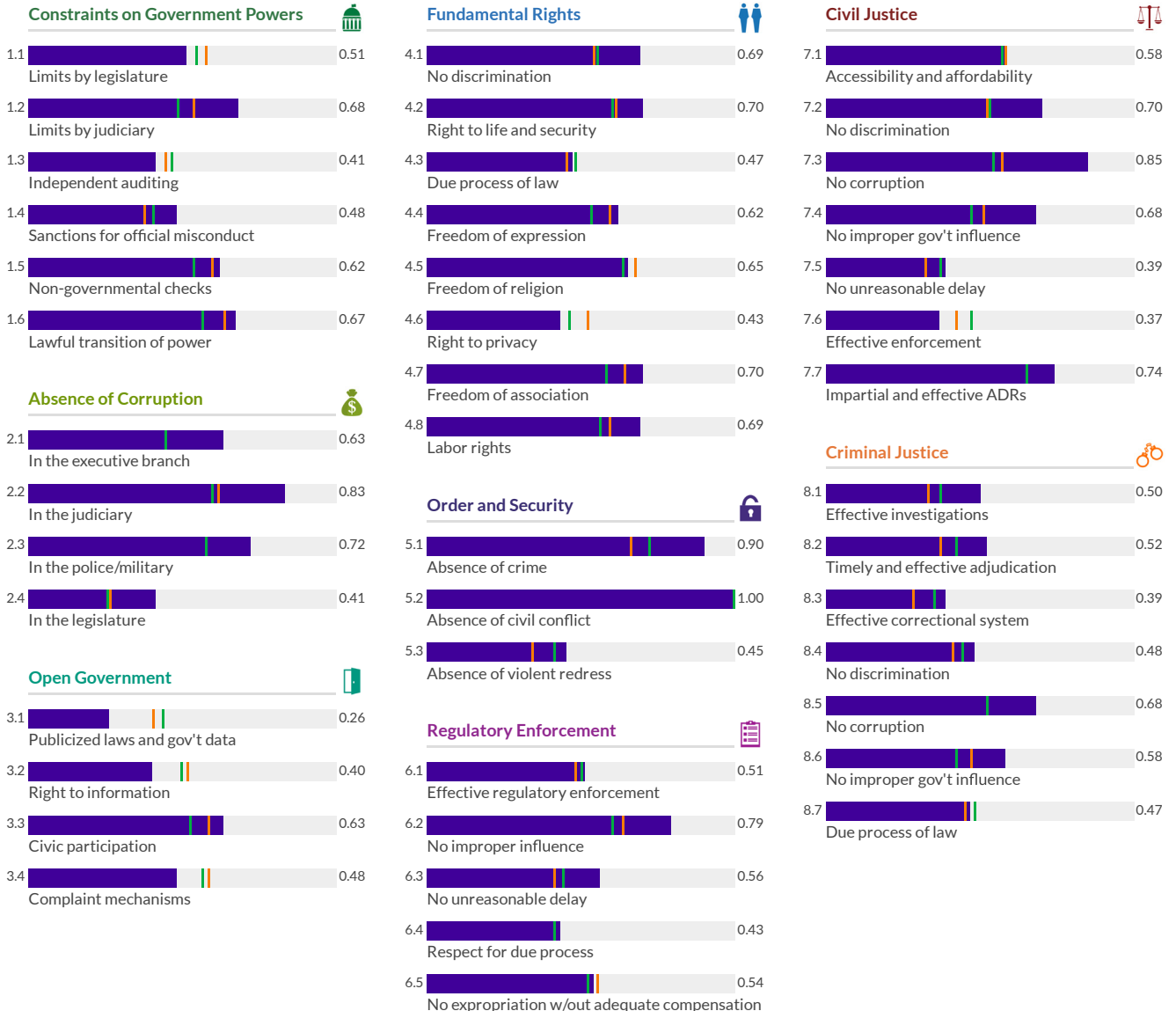
	Factor Score	Score Change	Regional Rank	Income Rank	Global Rank
Constraints on Government Powers	0.56	0.00	12/32	11/42	58/140
Absence of Corruption	0.65	-0.01	5/32	3/42	37/140
Open Government	0.44	0.00	25/32	33/42	94/140
Fundamental Rights	0.62	-0.01	14/32	12/42	50/140
Order and Security	0.78	0.02	3/32	10/42	48/140
Regulatory Enforcement	0.56	0.00	8/32	8/42	50/140
Civil Justice	0.62	0.00	8/32	7/42	42/140
Criminal Justice	0.52	0.02	12/32	12/42	53/140



* Indicates statistically significant change at the 10 percent level

Low Medium High

Grenada Latin America and Caribbean Upper-Middle



Guatemala

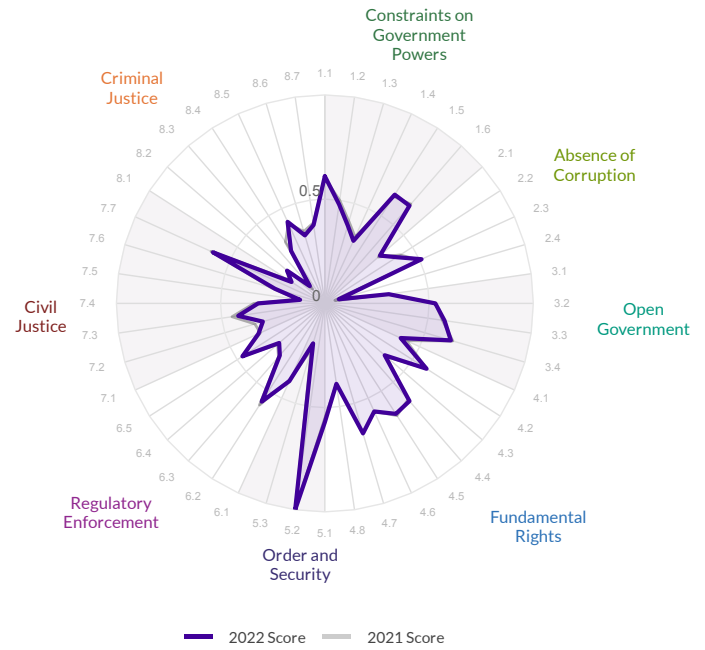
Region: Latin America and Caribbean
Income Group: Upper-Middle

The scores range from 0 to 1, where 1 signifies the highest possible score and 0 signifies the lowest possible score.

Overall Score	Regional Rank	Income Rank	Global Rank
0.44	26/32	38/42	110/140

Score Change	Rank Change
0.00	-1 ▼

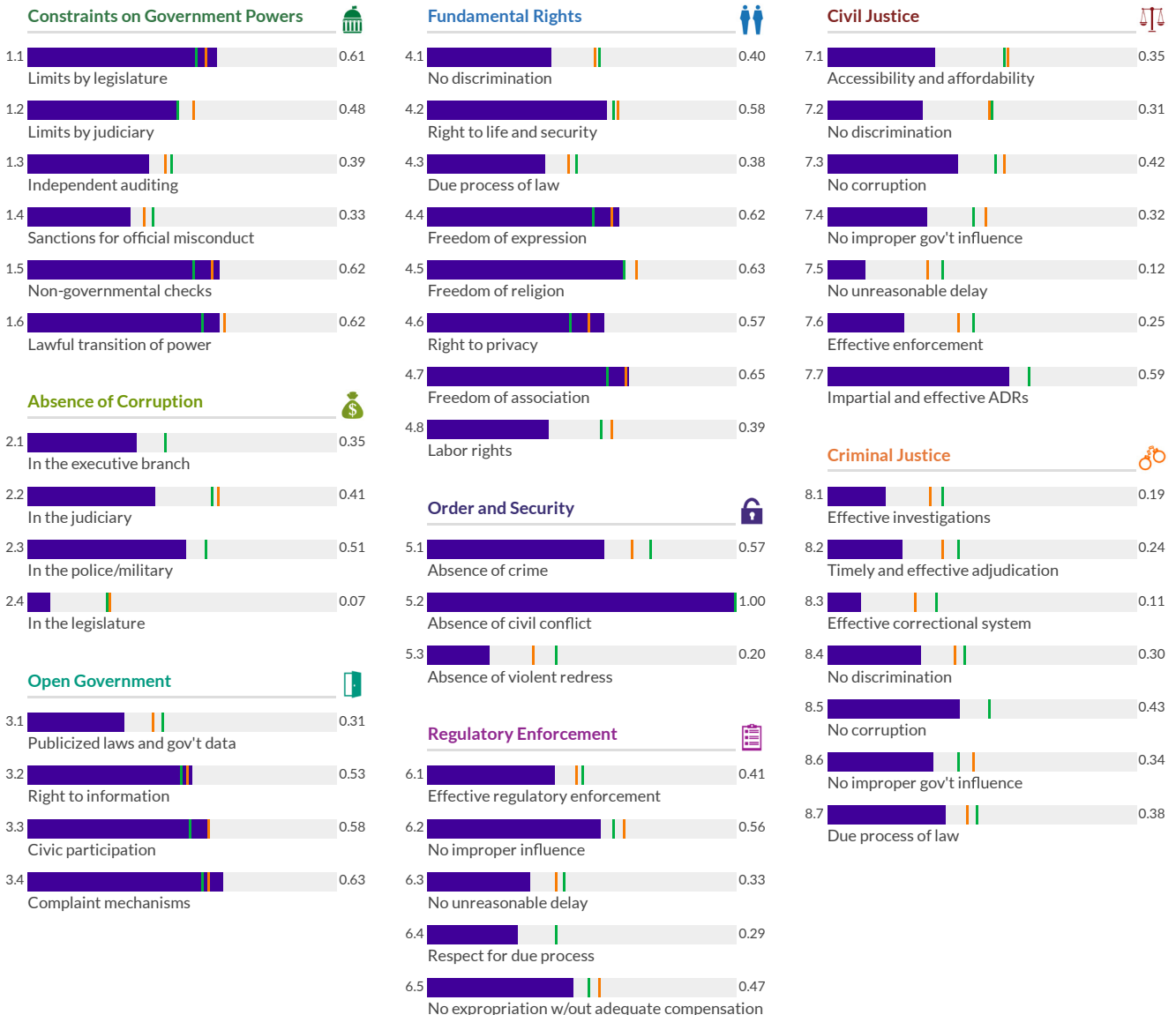
	Factor Score	Score Change	Regional Rank	Income Rank	Global Rank
Constraints on Government Powers	0.51	-0.01	19/32	20/42	75/140
Absence of Corruption	0.33	0.00	24/32	37/42	114/140
Open Government	0.51	0.00	17/32	20/42	65/140
Fundamental Rights	0.53	0.00	20/32	26/42	74/140
Order and Security	0.59	0.00	28/32	39/42	125/140
Regulatory Enforcement	0.41	0.00	26/32	40/42	115/140
Civil Justice	0.34	-0.02	30/32	41/42	135/140
Criminal Justice	0.28	-0.01	24/32	39/42	127/140



* Indicates statistically significant change at the 10 percent level

Low Medium High

Guatemala Latin America and Caribbean Upper-Middle



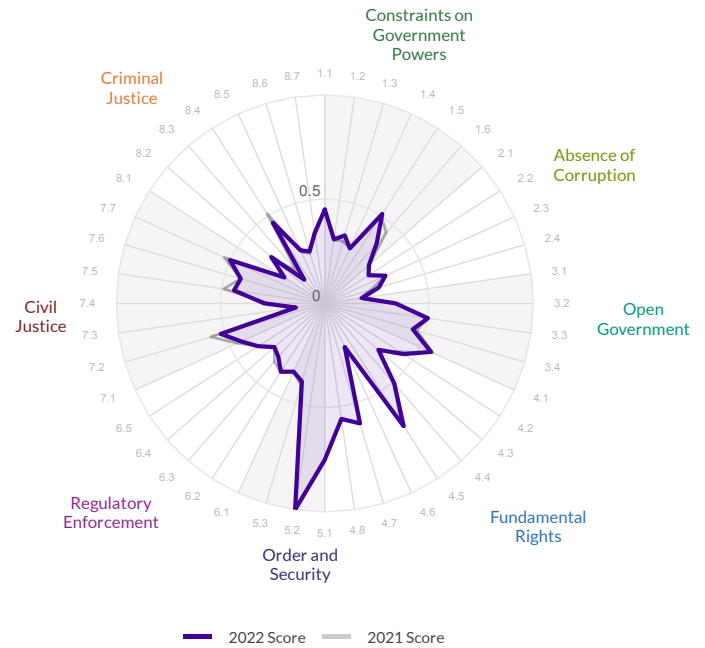
Guinea

Region: Sub-Saharan Africa
Income Group: Low

The scores range from 0 to 1, where 1 signifies the highest possible score and 0 signifies the lowest possible score.

Overall Score	Regional Rank	Income Rank	Global Rank
0.41	23/34	11/17	117/140
Score Change	Rank Change		
0.00	3▲		

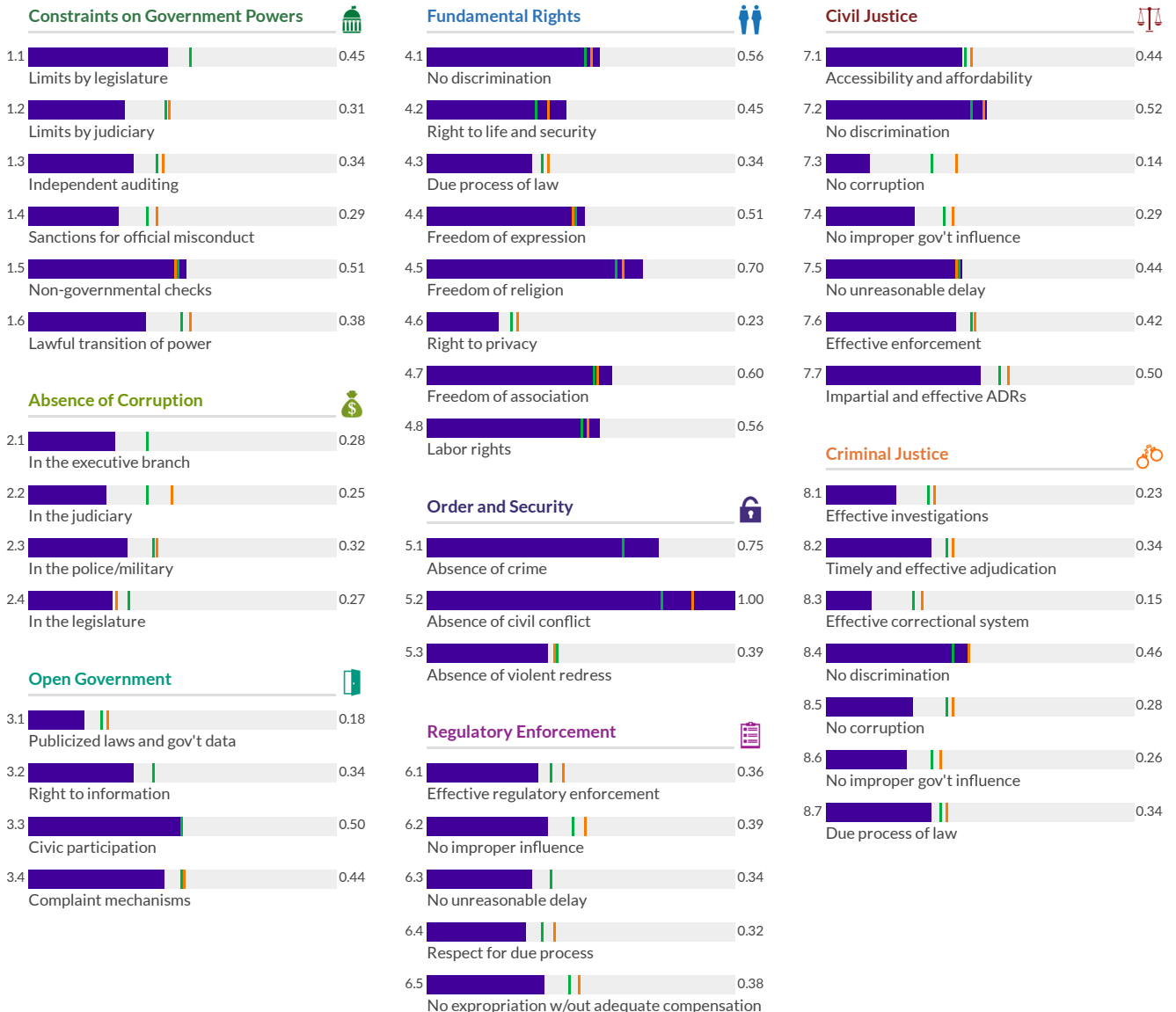
Factor	Score	Score Change	Regional Rank	Income Rank	Global Rank
Constraints on Government Powers	0.38	0.00	26/34	15/17	116/140
Absence of Corruption	0.28	0.01	28/34	14/17	129/140
Open Government	0.37	0.00	25/34	13/17	120/140
Fundamental Rights	0.50	0.01	15/34	8/17	89/140
Order and Security	0.71	-0.01	8/34	3/17	76/140
Regulatory Enforcement	0.36	0.00	30/34	14/17	132/140
Civil Justice	0.39	-0.02	31/34	14/17	126/140
Criminal Justice	0.29	-0.01	30/34	14/17	124/140



* Indicates statistically significant change at the 10 percent level

Low Medium High

Guinea Sub-Saharan Africa Low



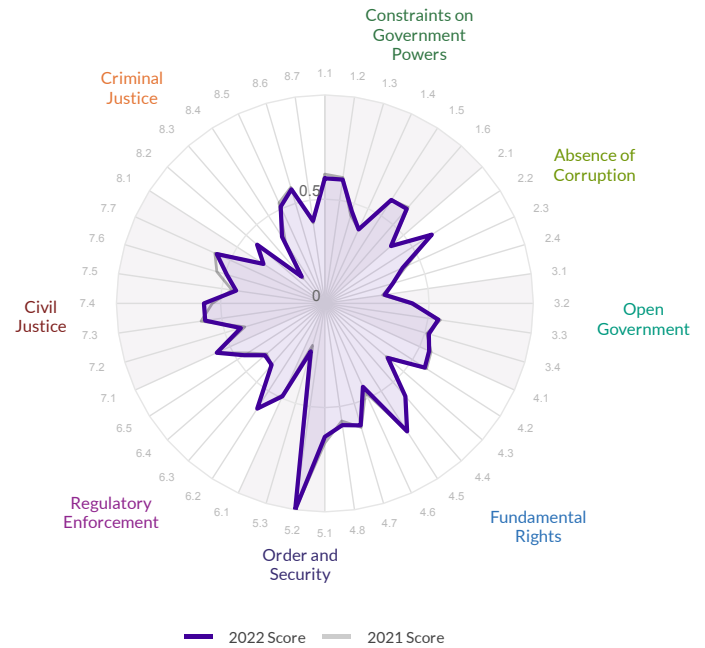
Guyana

Region: Latin America and Caribbean
Income Group: Upper-Middle

The scores range from 0 to 1, where 1 signifies the highest possible score and 0 signifies the lowest possible score.

Overall Score	Regional Rank	Income Rank	Global Rank
0.50	16/32	23/42	75/140
Score Change	Rank Change		
0.00	3▲		

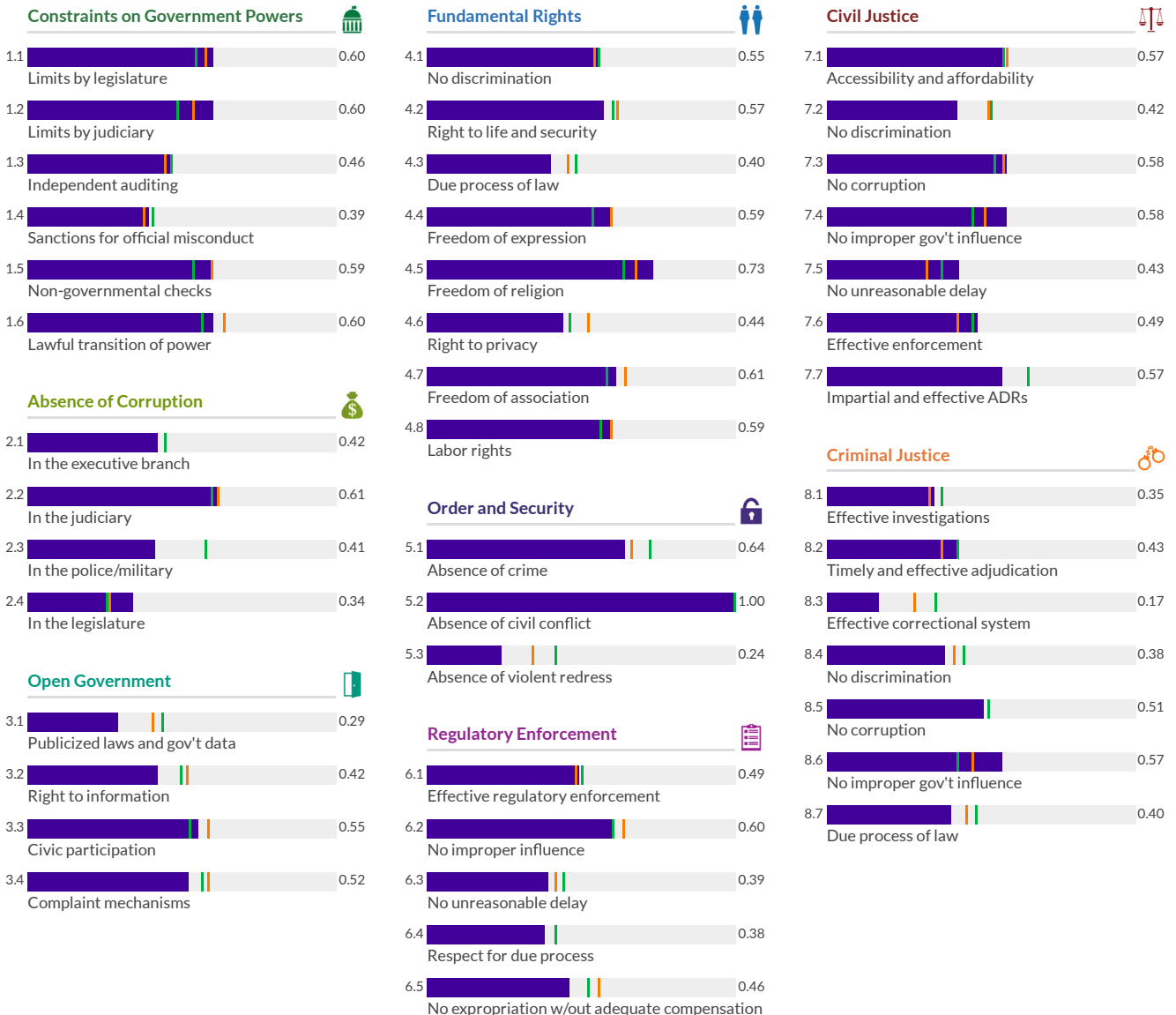
	Factor Score	Score Change	Regional Rank	Income Rank	Global Rank
Constraints on Government Powers	0.54	0.00	15/32	15/42	67/140
Absence of Corruption	0.45	0.00	16/32	23/42	74/140
Open Government	0.44	0.00	24/32	32/42	92/140
Fundamental Rights	0.56	0.00	18/32	23/42	69/140
Order and Security	0.62	0.00	23/32	34/42	113/140
Regulatory Enforcement	0.46	0.01	22/32	29/42	91/140
Civil Justice	0.52	0.00	16/32	20/42	71/140
Criminal Justice	0.40	0.01	15/32	25/42	79/140



* Indicates statistically significant change at the 10 percent level

Low Medium High

— Guyana — Latin America and Caribbean — Upper-Middle



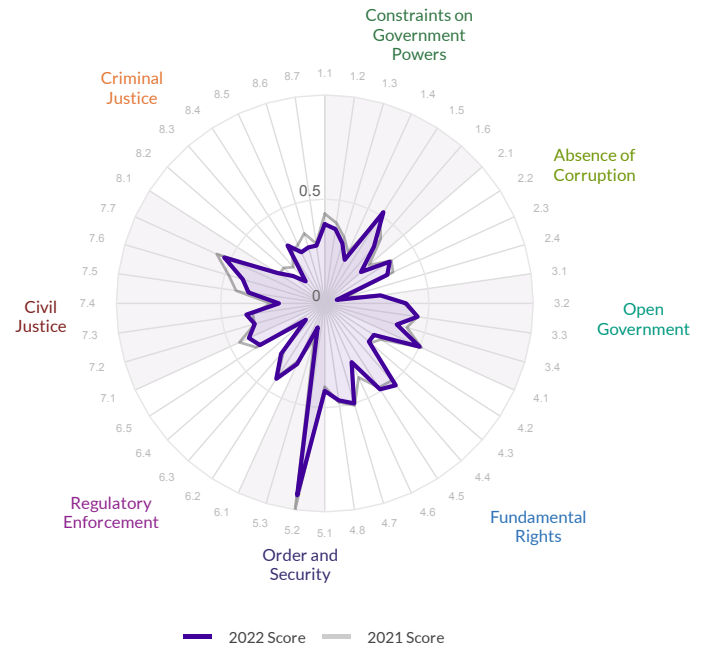
Haiti

The scores range from 0 to 1, where 1 signifies the highest possible score and 0 signifies the lowest possible score.

Overall Score	Regional Rank	Income Rank	Global Rank
0.35	31/32	37/38	136/140

Score Change	Rank Change
-0.02 ▼	-3 ▼

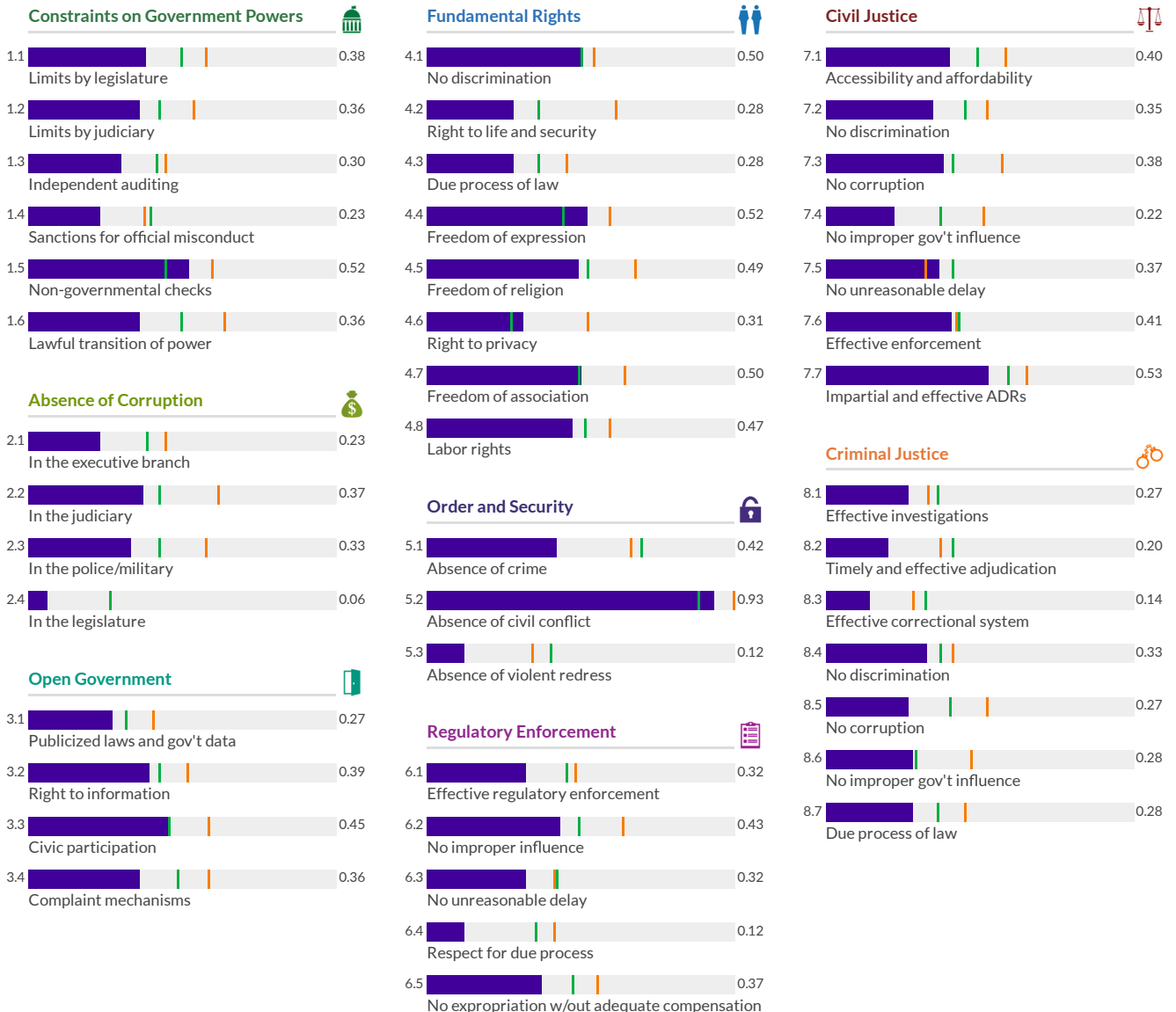
Factor	Score	Score Change	Regional Rank	Income Rank	Global Rank
Constraints on Government Powers	0.36	-0.03	30/32	31/38	127/140
Absence of Corruption	0.25	-0.03	32/32	36/38	136/140
Open Government	0.37	-0.01	30/32	26/38	121/140
Fundamental Rights	0.42	-0.02	30/32	24/38	115/140
Order and Security	0.49	-0.04*	32/32	35/38	134/140
Regulatory Enforcement	0.31	0.00	31/32	36/38	137/140
Civil Justice	0.38	-0.03	27/32	33/38	128/140
Criminal Justice	0.25	-0.03	29/32	35/38	136/140



* Indicates statistically significant change at the 10 percent level

Low Medium High

Haiti Latin America and Caribbean Lower-Middle



Honduras

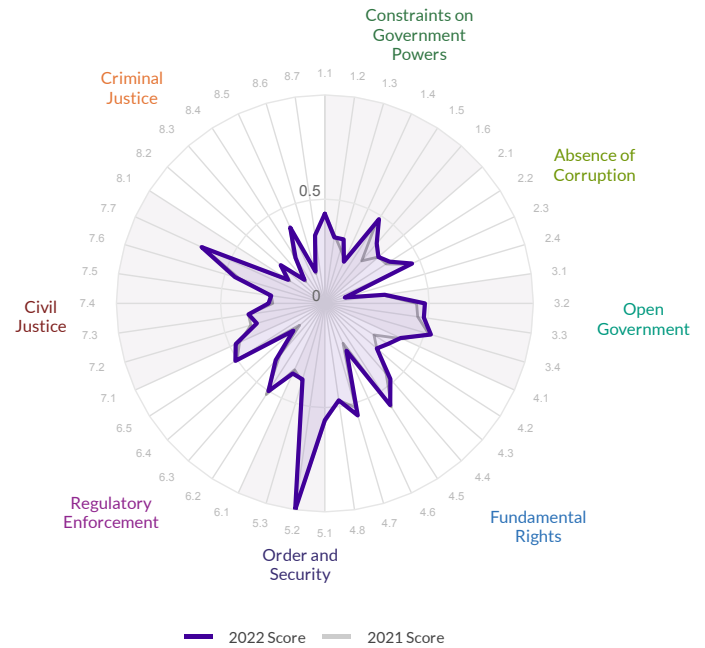
Region: Latin America and Caribbean
Income Group: Lower-Middle

The scores range from 0 to 1, where 1 signifies the highest possible score and 0 signifies the lowest possible score.

Overall Score	Regional Rank	Income Rank	Global Rank
0.41	28/32	27/38	121/140

Score Change	Rank Change
0.01 ▲	5 ▲

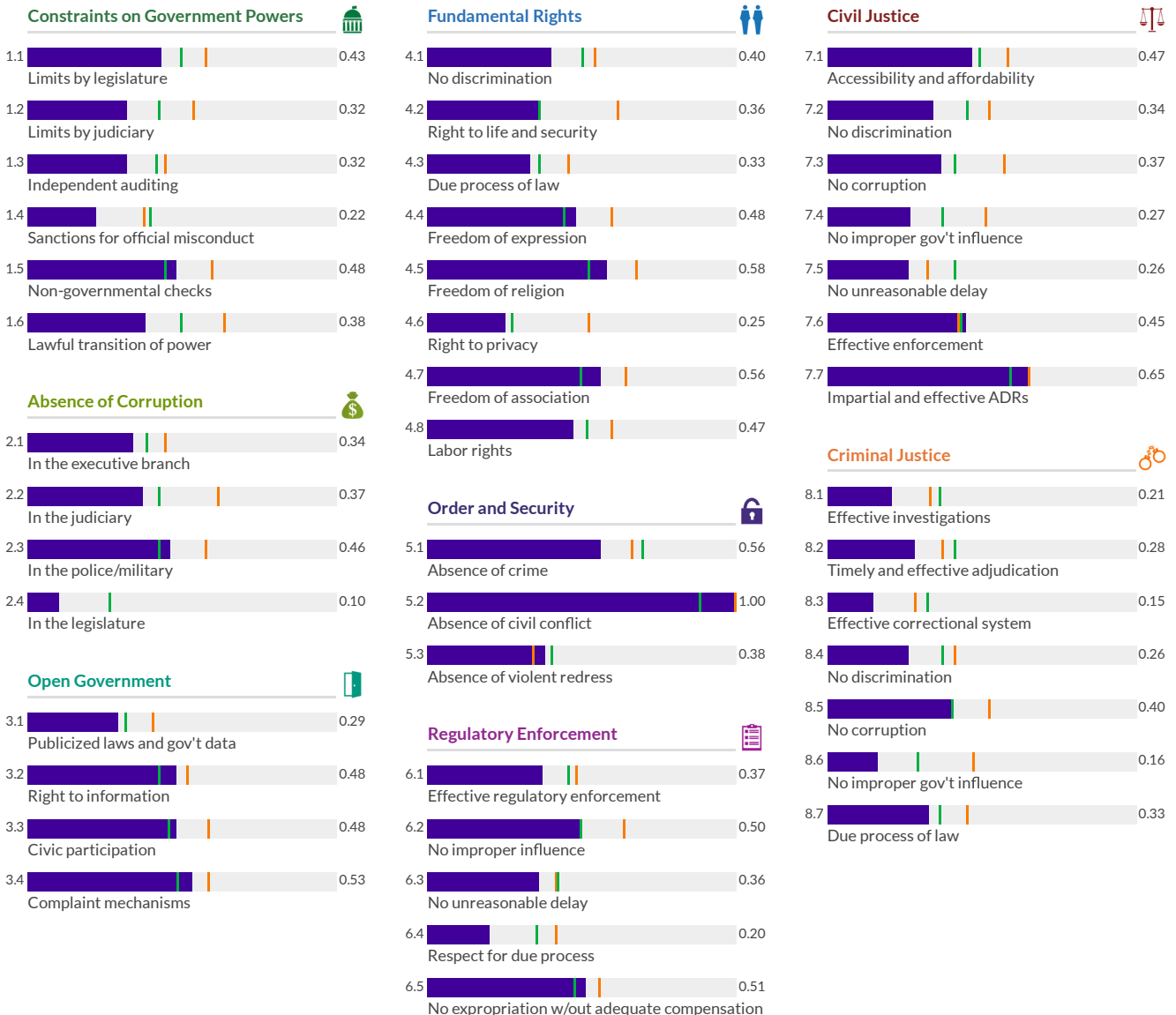
	Factor Score	Score Change	Regional Rank	Income Rank	Global Rank
Constraints on Government Powers	0.36	0.03*	28/32	29/38	125/140
Absence of Corruption	0.32	0.01	26/32	26/38	117/140
Open Government	0.44	0.02	27/32	16/38	97/140
Fundamental Rights	0.43	0.02	29/32	20/38	111/140
Order and Security	0.65	-0.01	17/32	25/38	102/140
Regulatory Enforcement	0.39	0.01	29/32	31/38	124/140
Civil Justice	0.40	0.00	26/32	28/38	121/140
Criminal Justice	0.26	0.00	28/32	33/38	134/140



* Indicates statistically significant change at the 10 percent level

Low Medium High

Honduras Latin America and Caribbean Lower-Middle



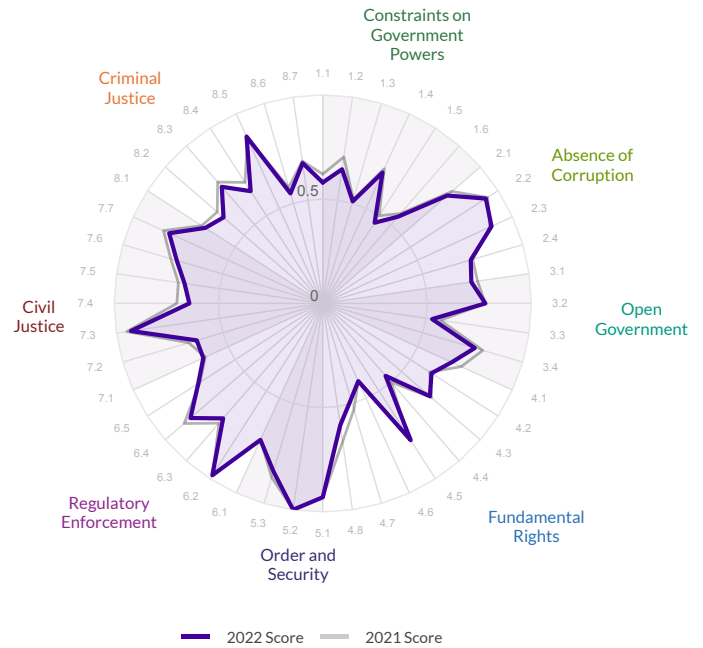
Hong Kong SAR, China

Region: East Asia and Pacific
Income Group: High

The scores range from 0 to 1, where 1 signifies the highest possible score and 0 signifies the lowest possible score.

Overall Score	Regional Rank	Income Rank	Global Rank
0.73	6/15	22/43	22/140
Score Change	Rank Change		
-0.02 ▾	-3 ▾		

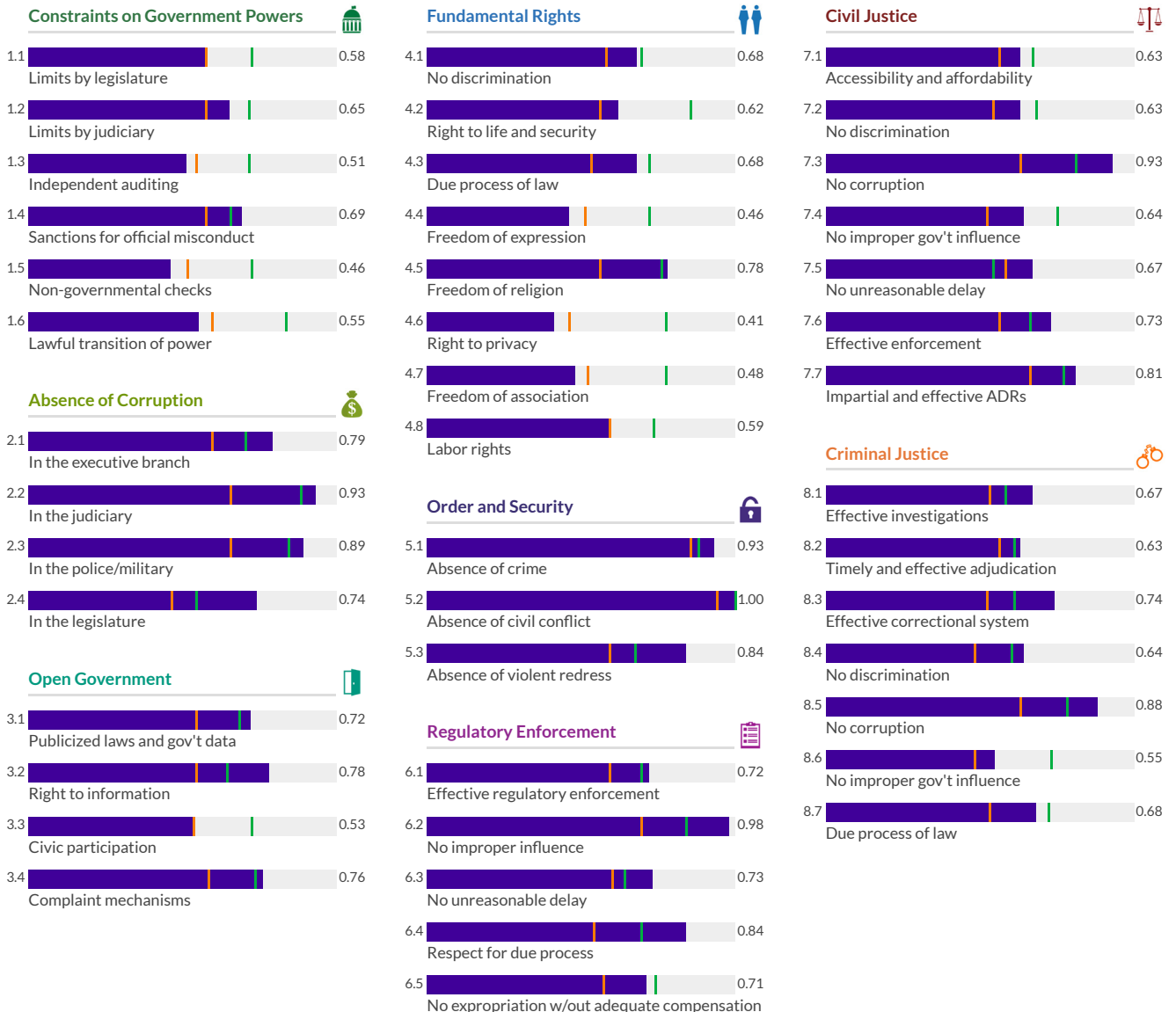
Factor	Score	Score Change	Regional Rank	Income Rank	Global Rank
Constraints on Government Powers	0.58	-0.03	7/15	38/43	54/140
Absence of Corruption	0.83	-0.01	3/15	9/43	9/140
Open Government	0.70	-0.03	5/15	25/43	25/140
Fundamental Rights	0.59	-0.02	6/15	41/43	61/140
Order and Security	0.92	-0.01	2/15	6/43	6/140
Regulatory Enforcement	0.79	-0.01	5/15	18/43	18/140
Civil Justice	0.72	-0.03	6/15	19/43	19/140
Criminal Justice	0.69	-0.02	6/15	22/43	22/140



* Indicates statistically significant change at the 10 percent level

Low Medium High

Hong Kong SAR, China East Asia and Pacific High

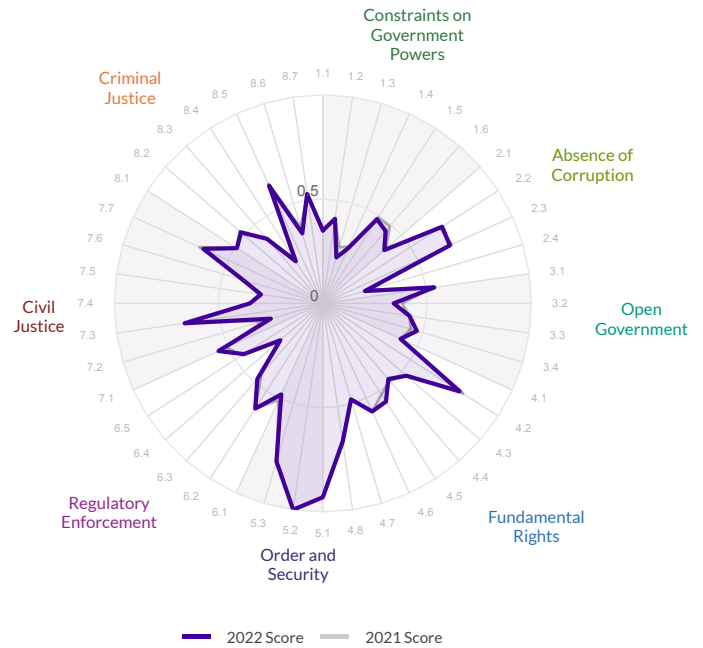


Hungary

The scores range from 0 to 1, where 1 signifies the highest possible score and 0 signifies the lowest possible score.

Overall Score	Regional Rank	Income Rank	Global Rank
0.52	31/31	43/43	73/140
Score Change	Rank Change		
0.00	-4 ▼		

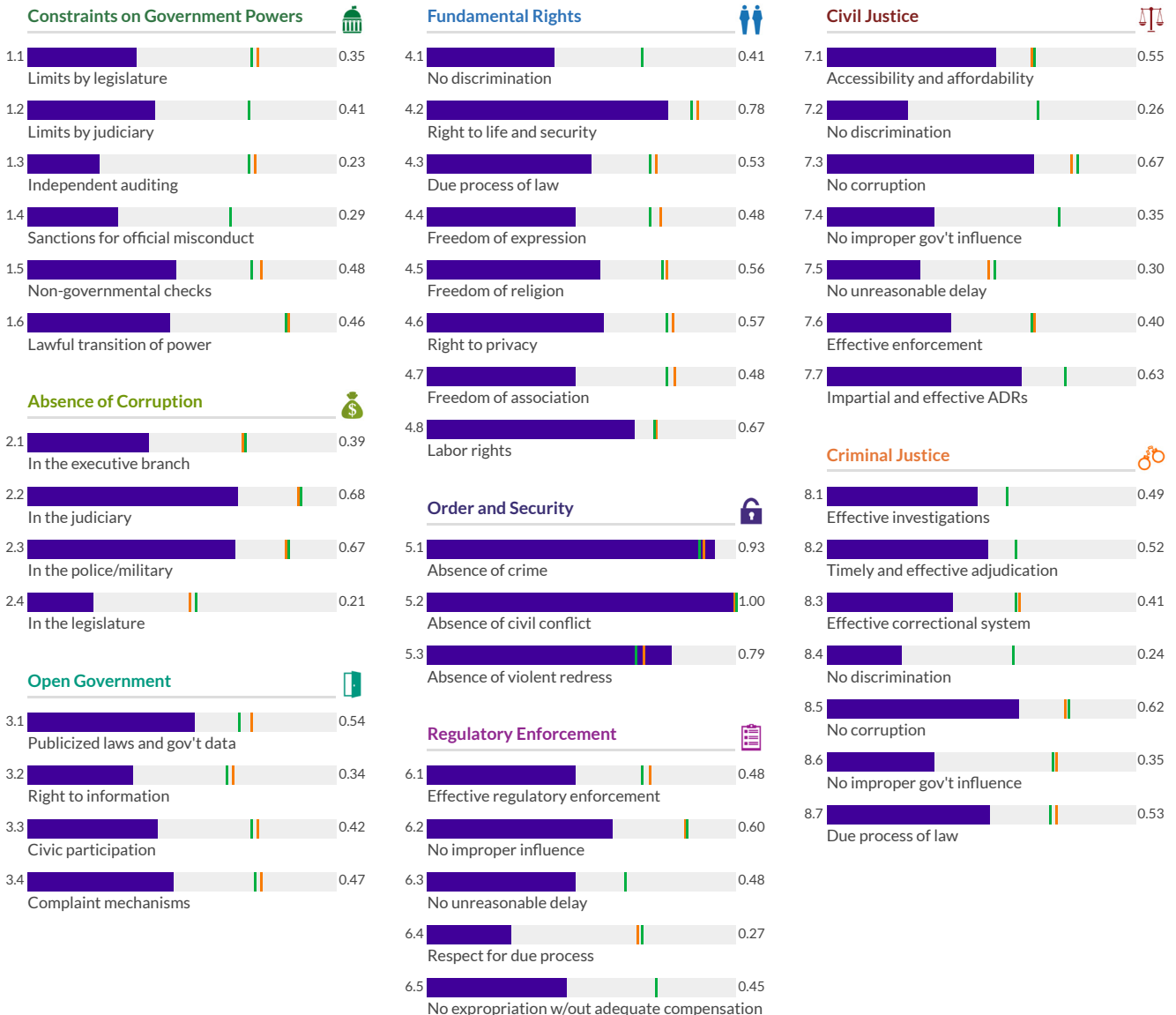
	Factor Score	Score Change	Regional Rank	Income Rank	Global Rank
Constraints on Government Powers	0.37	-0.02	31/31	43/43	121/140
Absence of Corruption	0.49	-0.01	30/31	43/43	60/140
Open Government	0.44	0.00	31/31	42/43	95/140
Fundamental Rights	0.56	0.00	31/31	42/43	70/140
Order and Security	0.91	0.00	9/31	12/43	12/140
Regulatory Enforcement	0.46	0.00	31/31	43/43	95/140
Civil Justice	0.45	0.00	31/31	43/43	102/140
Criminal Justice	0.45	-0.01	30/31	42/43	67/140



* Indicates statistically significant change at the 10 percent level

Low Medium High

— Hungary — EU, EFTA, and North America — High



India

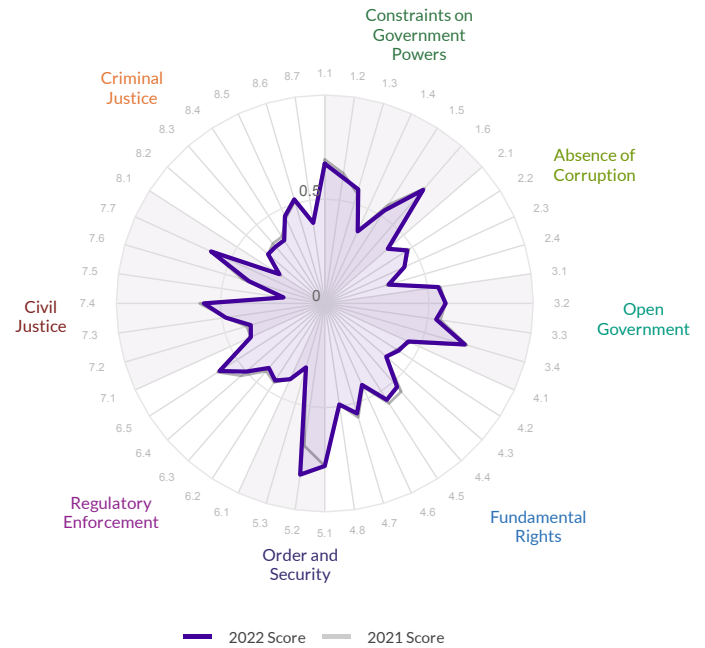
The scores range from 0 to 1, where 1 signifies the highest possible score and 0 signifies the lowest possible score.

Overall Score	Regional Rank	Income Rank	Global Rank
0.50	3/6	9/38	77/140
Score Change	Rank Change		
0.00	2▲		

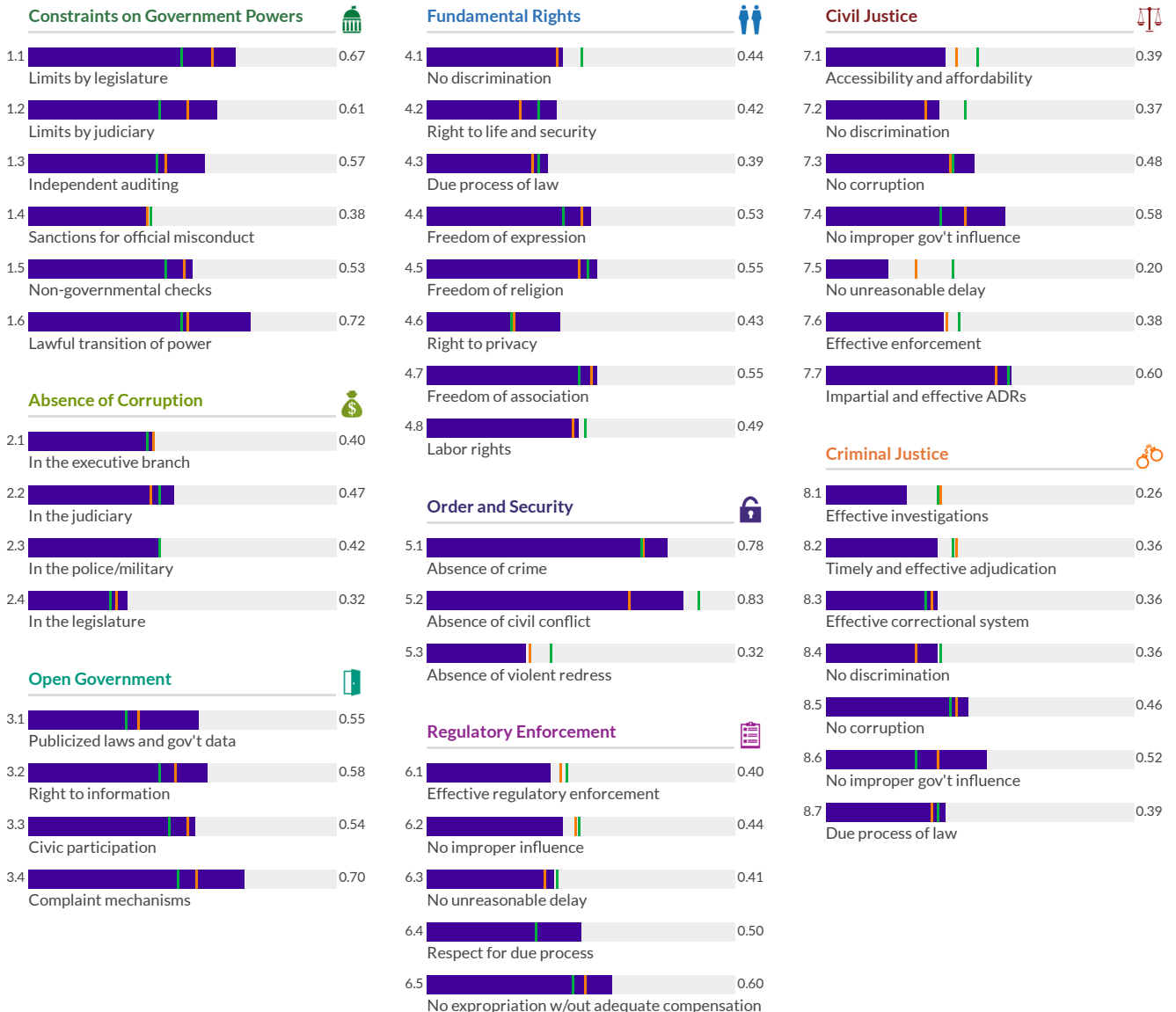
	Factor Score	Score Change	Regional Rank	Income Rank	Global Rank
Constraints on Government Powers	0.58	-0.01	2/6	4/38	52/140
Absence of Corruption	0.40	0.00	2/6	14/38	93/140
Open Government	0.59	-0.01	1/6	1/38	43/140
Fundamental Rights	0.47	-0.01	3/6	11/38	94/140
Order and Security	0.64	0.05*	3/6	26/38	105/140
Regulatory Enforcement	0.47	-0.01	3/6	14/38	88/140
Civil Justice	0.43	-0.01	3/6	27/38	111/140
Criminal Justice	0.39	0.00	3/6	15/38	89/140

* Indicates statistically significant change at the 10 percent level

Low Medium High



India South Asia Lower-Middle



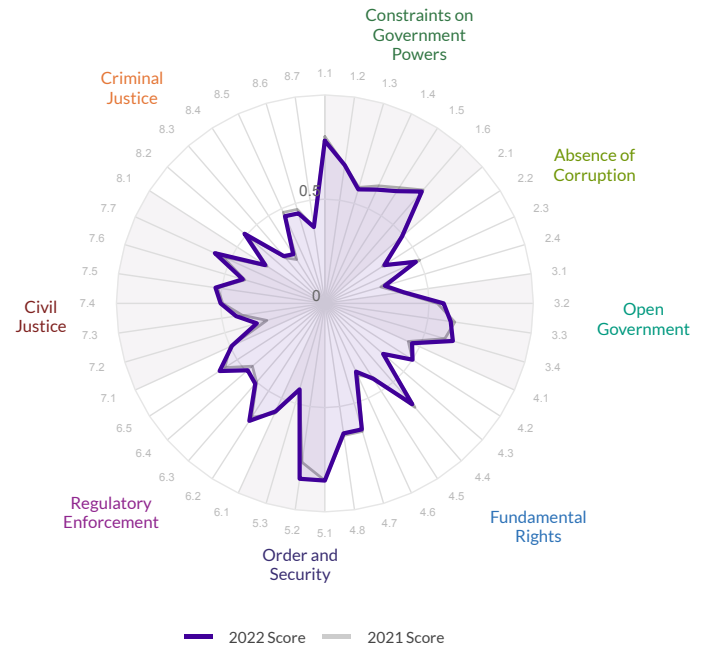
Indonesia

Region: East Asia and Pacific
Income Group: Lower-Middle

The scores range from 0 to 1, where 1 signifies the highest possible score and 0 signifies the lowest possible score.

Overall Score	Regional Rank	Income Rank	Global Rank
0.53	9/15	4/38	64/140
Score Change	Rank Change		
0.01▲	4▲		

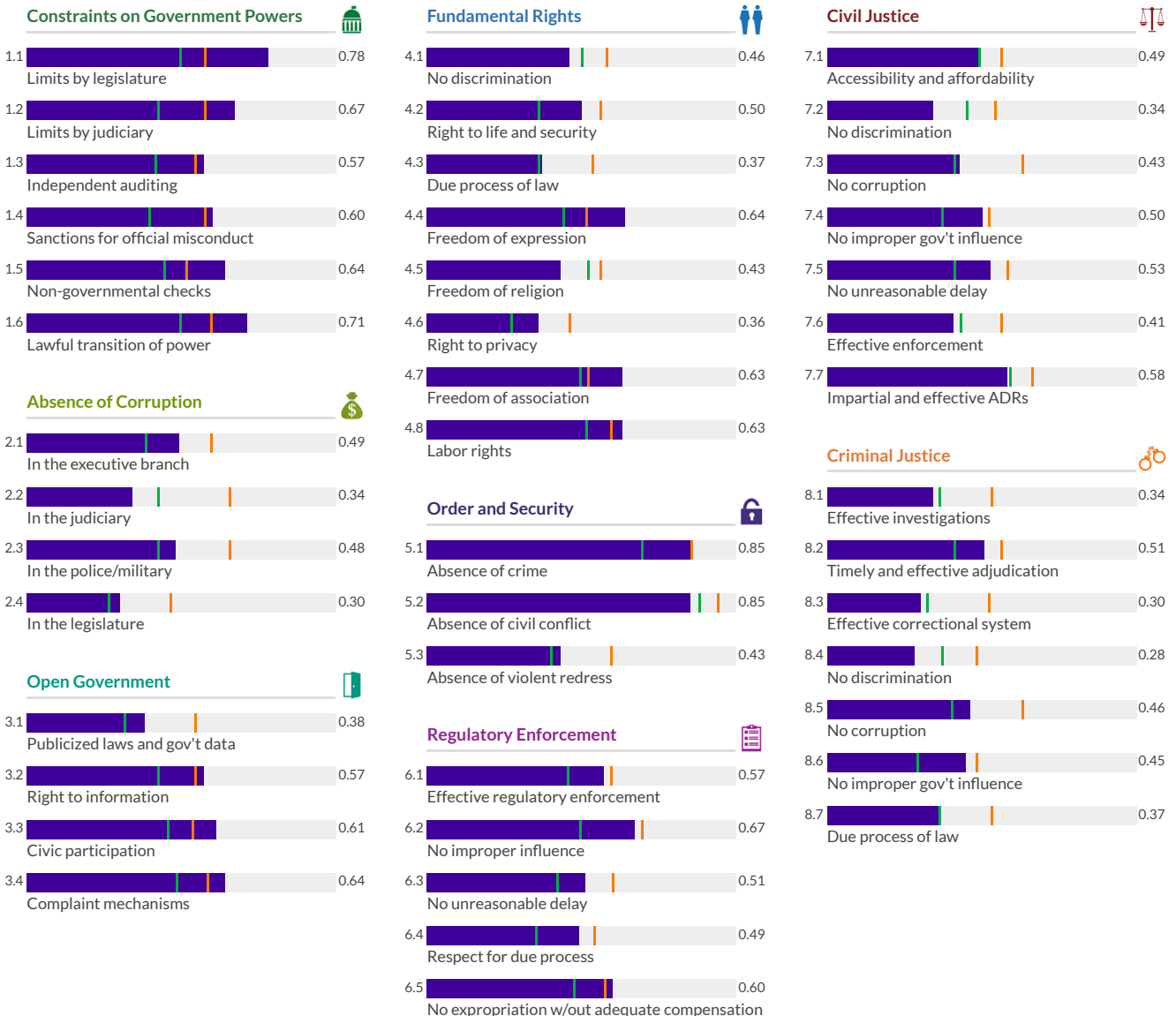
	Factor Score	Score Change	Regional Rank	Income Rank	Global Rank
Constraints on Government Powers	0.66	-0.01	6/15	1/38	33/140
Absence of Corruption	0.40	0.00	14/15	15/38	94/140
Open Government	0.55	0.01	7/15	3/38	56/140
Fundamental Rights	0.50	0.00	8/15	10/38	87/140
Order and Security	0.71	0.03*	12/15	11/38	78/140
Regulatory Enforcement	0.57	0.02	7/15	2/38	47/140
Civil Justice	0.47	0.02	11/15	15/38	93/140
Criminal Justice	0.39	0.00	12/15	14/38	88/140



* Indicates statistically significant change at the 10 percent level

Low Medium High

Indonesia East Asia and Pacific Lower-Middle



Iran, Islamic Rep.

Region: Middle East and North Africa
Income Group: Lower-Middle

The scores range from 0 to 1, where 1 signifies the highest possible score and 0 signifies the lowest possible score.

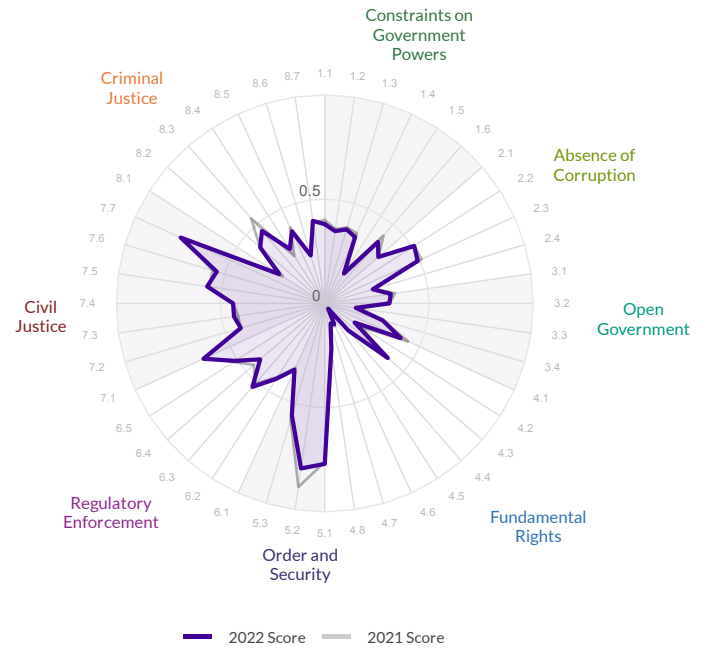
Overall Score	Regional Rank	Income Rank	Global Rank
0.41	7/8	25/38	119/140

Score Change	Rank Change
-0.01 ▾	0

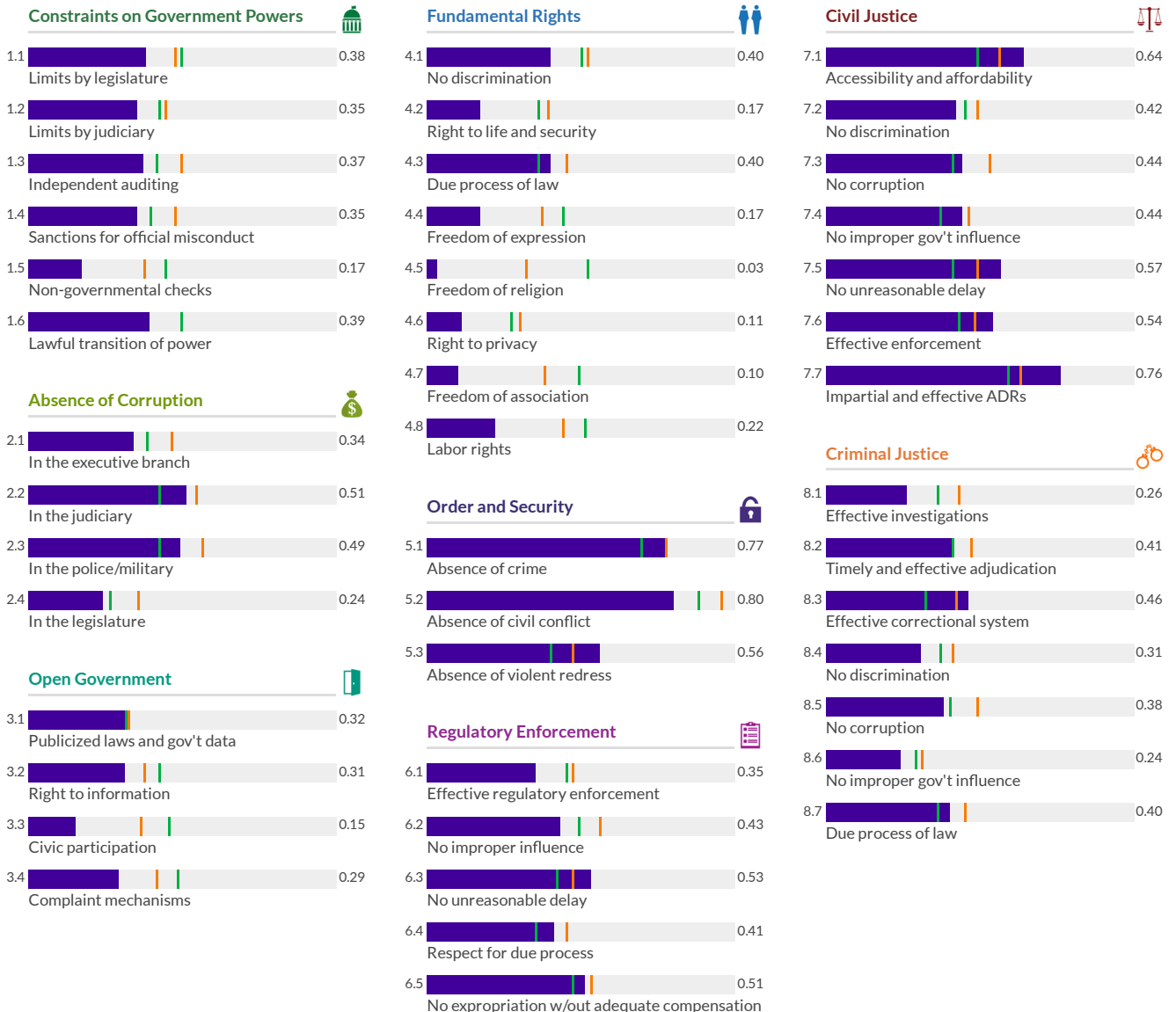
	Factor Score	Score Change	Regional Rank	Income Rank	Global Rank
Constraints on Government Powers	0.33	-0.02	7/8	33/38	129/140
Absence of Corruption	0.39	-0.01	6/8	17/38	98/140
Open Government	0.27	-0.01	7/8	36/38	138/140
Fundamental Rights	0.20	-0.02	8/8	38/38	140/140
Order and Security	0.71	-0.03*	5/8	10/38	77/140
Regulatory Enforcement	0.45	0.00	6/8	18/38	100/140
Civil Justice	0.54	0.00	4/8	4/38	64/140
Criminal Justice	0.35	-0.01	6/8	23/38	104/140

* Indicates statistically significant change at the 10 percent level

Low Medium High



Iran, Islamic Rep. Middle East and North Africa Lower-Middle



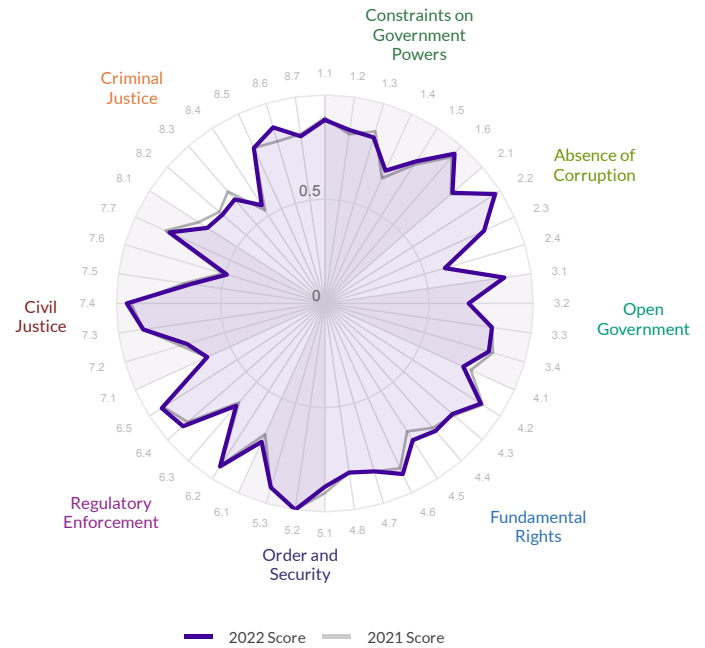
Ireland

Region: EU, EFTA, and North America
Income Group: High

The scores range from 0 to 1, where 1 signifies the highest possible score and 0 signifies the lowest possible score.

Overall Score	Regional Rank	Income Rank	Global Rank
0.81	9/31	10/43	10/140
Score Change	Rank Change		
0.00	0		

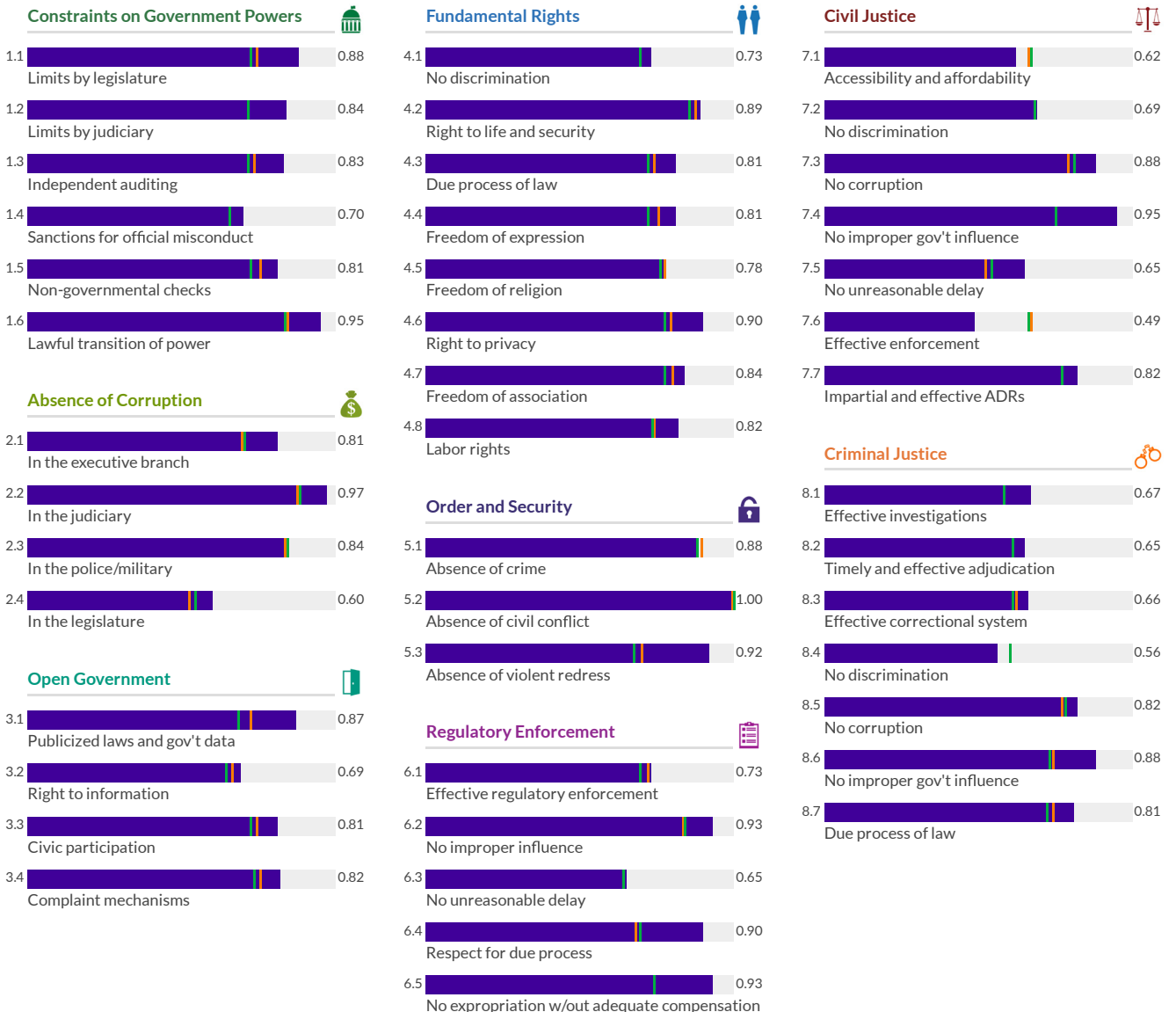
	Factor Score	Score Change	Regional Rank	Income Rank	Global Rank
Constraints on Government Powers	0.83	0.01	8/31	9/43	9/140
Absence of Corruption	0.81	0.00	11/31	16/43	16/140
Open Government	0.80	-0.01	8/31	10/43	10/140
Fundamental Rights	0.82	0.00	11/31	11/43	11/140
Order and Security	0.94	-0.01	1/31	1/43	1/140
Regulatory Enforcement	0.83	0.02	8/31	10/43	10/140
Civil Justice	0.73	-0.01	12/31	17/43	17/140
Criminal Justice	0.72	0.00	11/31	15/43	15/140



* Indicates statistically significant change at the 10 percent level

Low Medium High

Ireland EU, EFTA, and North America High



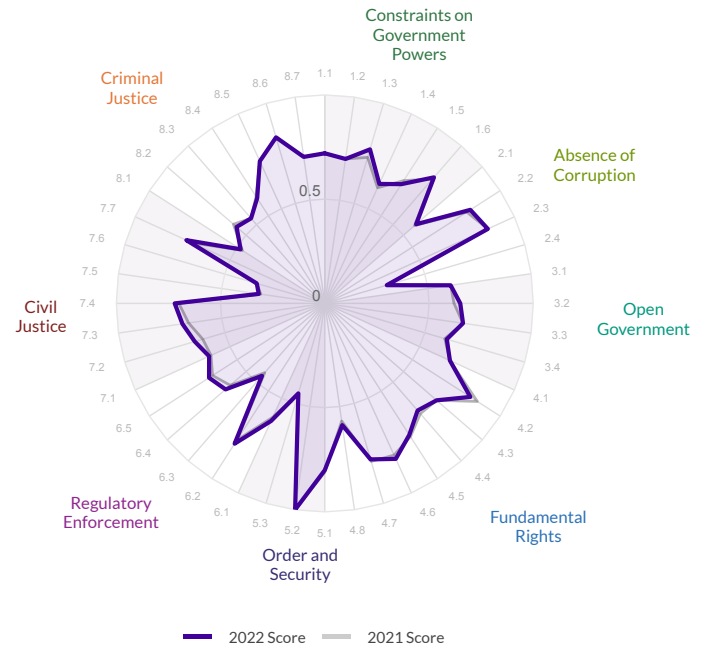
Italy

Region: EU, EFTA, and North America
Income Group: High

The scores range from 0 to 1, where 1 signifies the highest possible score and 0 signifies the lowest possible score.

Overall Score	Regional Rank	Income Rank	Global Rank
0.67	24/31	31/43	32/140
Score Change	Rank Change		
0.01▲	2▲		

	Factor Score	Score Change	Regional Rank	Income Rank	Global Rank
Constraints on Government Powers	0.72	0.01	19/31	23/43	24/140
Absence of Corruption	0.65	0.01	25/31	35/43	39/140
Open Government	0.63	0.01	23/31	30/43	31/140
Fundamental Rights	0.73	-0.01	23/31	29/43	30/140
Order and Security	0.75	0.00	30/31	38/43	61/140
Regulatory Enforcement	0.63	0.02	23/31	31/43	32/140
Civil Justice	0.58	0.02	27/31	39/43	53/140
Criminal Justice	0.64	0.00	19/31	26/43	26/140



* Indicates statistically significant change at the 10 percent level

Low Medium High

Italy EU, EFTA, and North America High

Factor	Score	Regional Rank	Income Rank	Global Rank
Constraints on Government Powers	0.72	19/31	23/43	24/140
1.1 Limits by legislature	0.72			
1.2 Limits by judiciary	0.70			
1.3 Independent auditing	0.77			
1.4 Sanctions for official misconduct	0.63			
1.5 Non-governmental checks	0.68			
1.6 Lawful transition of power	0.80			
Absence of Corruption	0.65	25/31	35/43	39/140
2.1 In the executive branch	0.58			
2.2 In the judiciary	0.83			
2.3 In the police/military	0.86			
2.4 In the legislature	0.31			
Open Government	0.63	23/31	30/43	31/140
3.1 Publicized laws and gov't data	0.61			
3.2 Right to information	0.65			
3.3 Civic participation	0.67			
3.4 Complaint mechanisms	0.61			
Fundamental Rights	0.73	23/31	29/43	30/140
4.1 No discrimination	0.66			
4.2 Right to life and security	0.83			
4.3 Due process of law	0.71			
4.4 Freedom of expression	0.68			
4.5 Freedom of religion	0.75			
4.6 Right to privacy	0.82			
4.7 Freedom of association	0.78			
4.8 Labor rights	0.59			
Order and Security	0.75	30/31	38/43	61/140
5.1 Absence of crime	0.80			
5.2 Absence of civil conflict	1.00			
5.3 Absence of violent redress	0.45			
Regulatory Enforcement	0.63	23/31	31/43	32/140
6.1 Effective regulatory enforcement	0.62			
6.2 No improper influence	0.80			
6.3 No unreasonable delay	0.46			
6.4 Respect for due process	0.63			
6.5 No expropriation w/out adequate compensation	0.66			
Civil Justice	0.58	27/31	39/43	53/140
7.1 Accessibility and affordability	0.61			
7.2 No discrimination	0.65			
7.3 No corruption	0.69			
7.4 No improper gov't influence	0.72			
7.5 No unreasonable delay	0.32			
7.6 Effective enforcement	0.34			
7.7 Impartial and effective ADRs	0.73			
Criminal Justice	0.64	19/31	26/43	26/140
8.1 Effective investigations	0.48			
8.2 Timely and effective adjudication	0.56			
8.3 Effective correctional system	0.54			
8.4 No discrimination	0.60			
8.5 No corruption	0.75			
8.6 No improper gov't influence	0.83			
8.7 Due process of law	0.71			

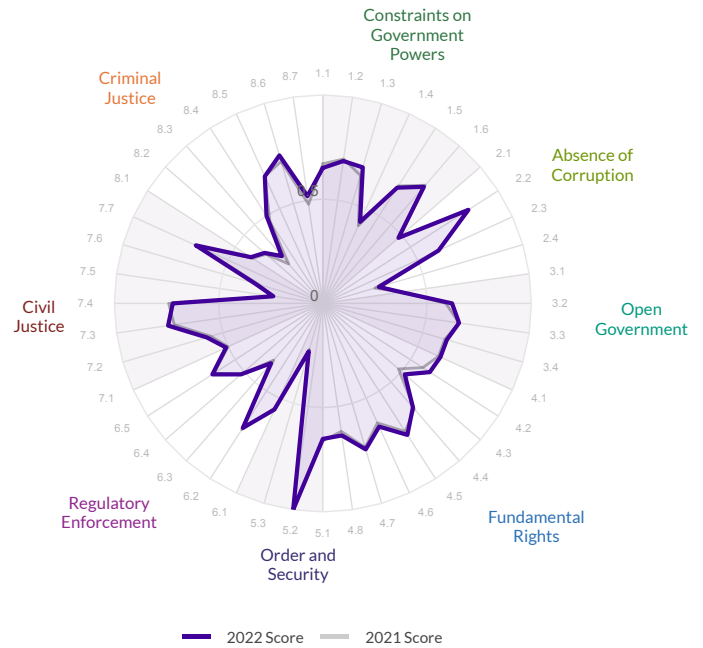
Jamaica

Region: Latin America and Caribbean
Income Group: Upper-Middle

The scores range from 0 to 1, where 1 signifies the highest possible score and 0 signifies the lowest possible score.

Overall Score	Regional Rank	Income Rank	Global Rank
0.58	11/32	10/42	52/140
Score Change	Rank Change		
0.01▲	3▲		

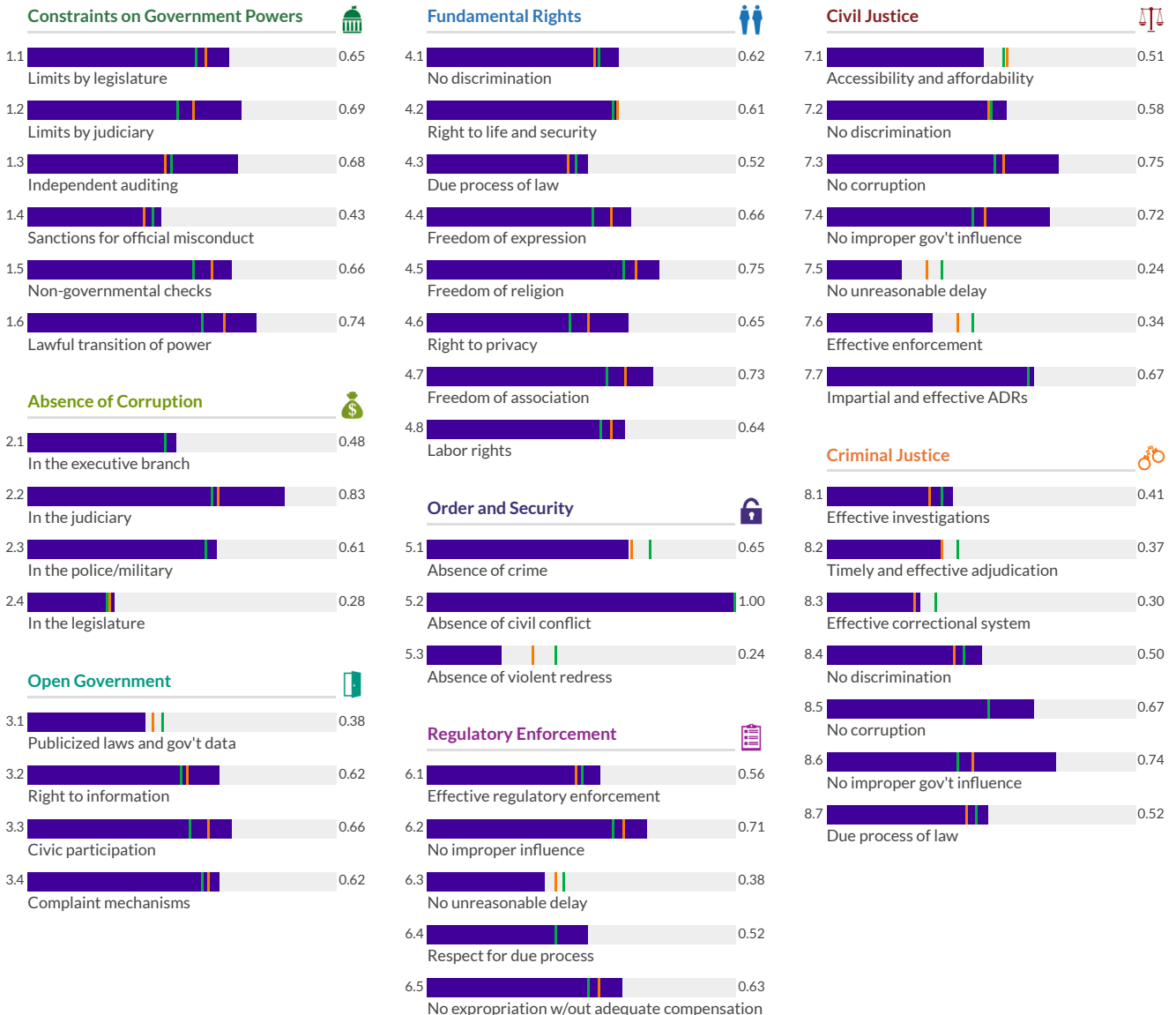
	Factor Score	Score Change	Regional Rank	Income Rank	Global Rank
Constraints on Government Powers	0.64	0.00	5/32	3/42	37/140
Absence of Corruption	0.55	0.00	12/32	12/42	54/140
Open Government	0.57	0.01	8/32	12/42	49/140
Fundamental Rights	0.65	0.02	11/32	6/42	44/140
Order and Security	0.63	0.00	22/32	32/42	109/140
Regulatory Enforcement	0.56	0.00	9/32	9/42	52/140
Civil Justice	0.54	0.01	14/32	16/42	62/140
Criminal Justice	0.50	0.02	13/32	15/42	57/140



* Indicates statistically significant change at the 10 percent level

Low Medium High

Jamaica Latin America and Caribbean Upper-Middle

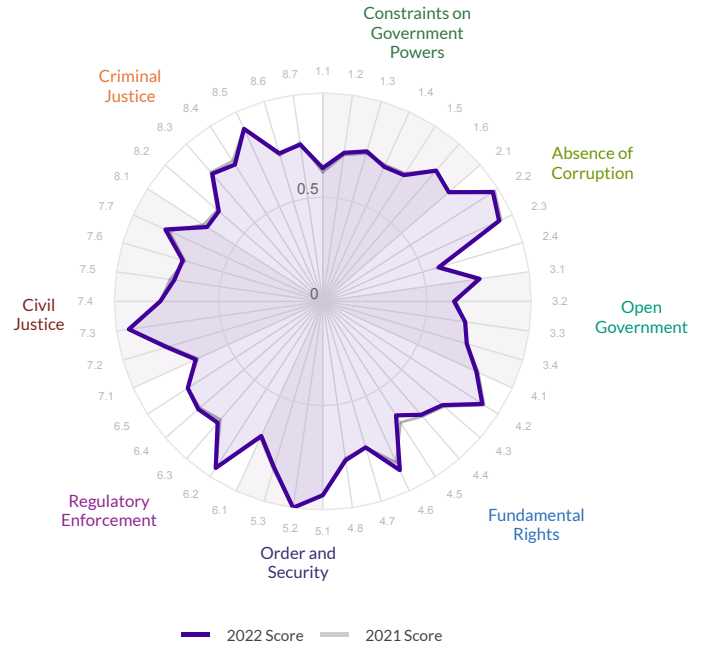


Japan

The scores range from 0 to 1, where 1 signifies the highest possible score and 0 signifies the lowest possible score.

Overall Score	Regional Rank	Income Rank	Global Rank
0.79	3/15	16/43	16/140
Score Change	Rank Change		
0.00	-1 ▼		

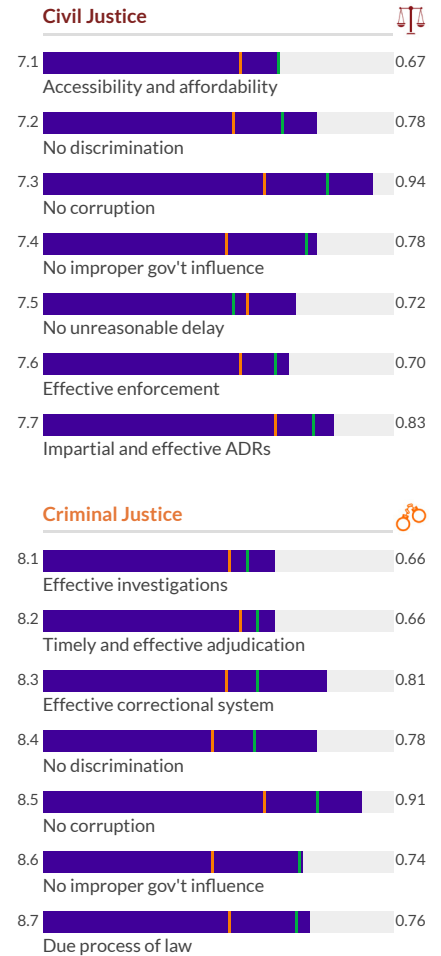
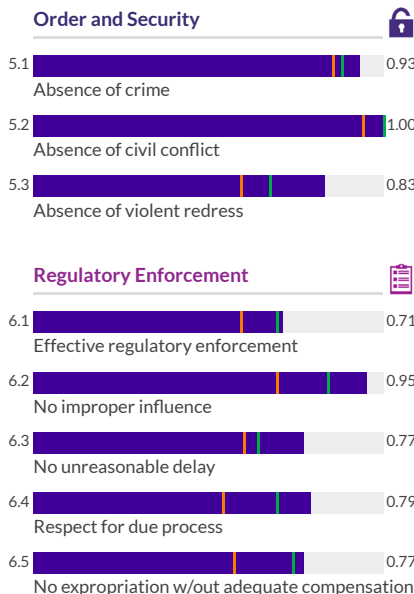
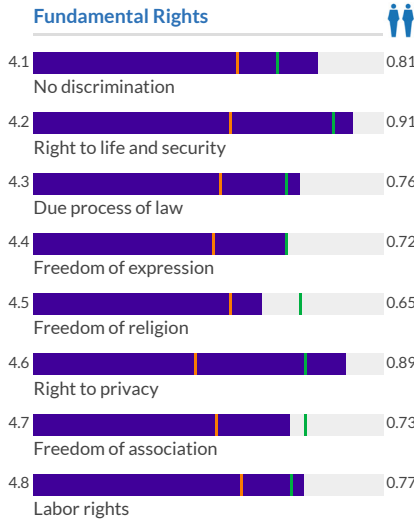
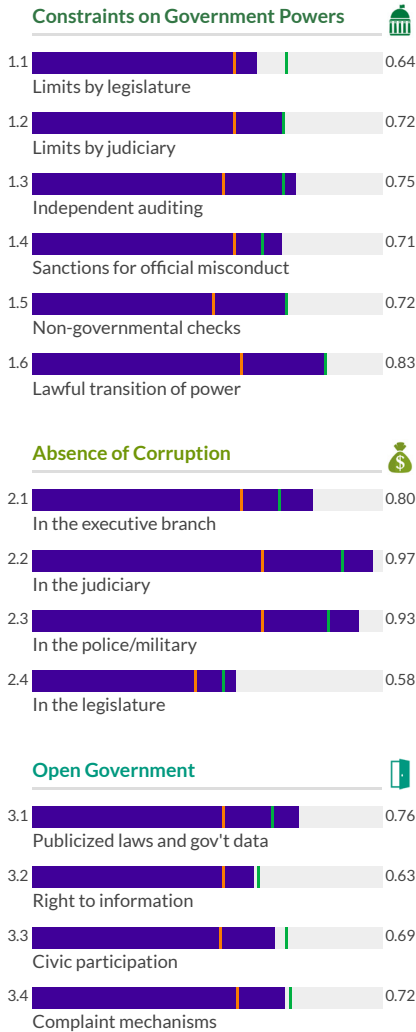
	Factor Score	Score Change	Regional Rank	Income Rank	Global Rank
Constraints on Government Powers	0.73	0.01	3/15	21/43	22/140
Absence of Corruption	0.82	0.00	4/15	13/43	13/140
Open Government	0.70	0.00	4/15	24/43	24/140
Fundamental Rights	0.78	0.00	3/15	19/43	20/140
Order and Security	0.92	0.00	3/15	8/43	8/140
Regulatory Enforcement	0.80	0.00	4/15	17/43	17/140
Civil Justice	0.78	0.00	3/15	11/43	11/140
Criminal Justice	0.76	-0.01	2/15	8/43	8/140



* Indicates statistically significant change at the 10 percent level

Low Medium High

Japan East Asia and Pacific High



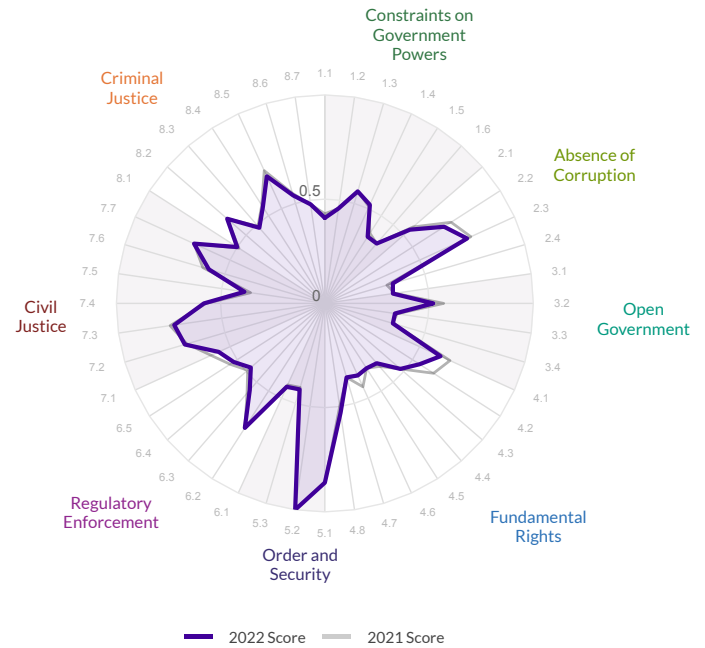
Jordan

Region: Middle East and North Africa
Income Group: Upper-Middle

The scores range from 0 to 1, where 1 signifies the highest possible score and 0 signifies the lowest possible score.

Overall Score	Regional Rank	Income Rank	Global Rank
0.54	2/8	17/42	61/140
Score Change	Rank Change		
-0.01	-2		

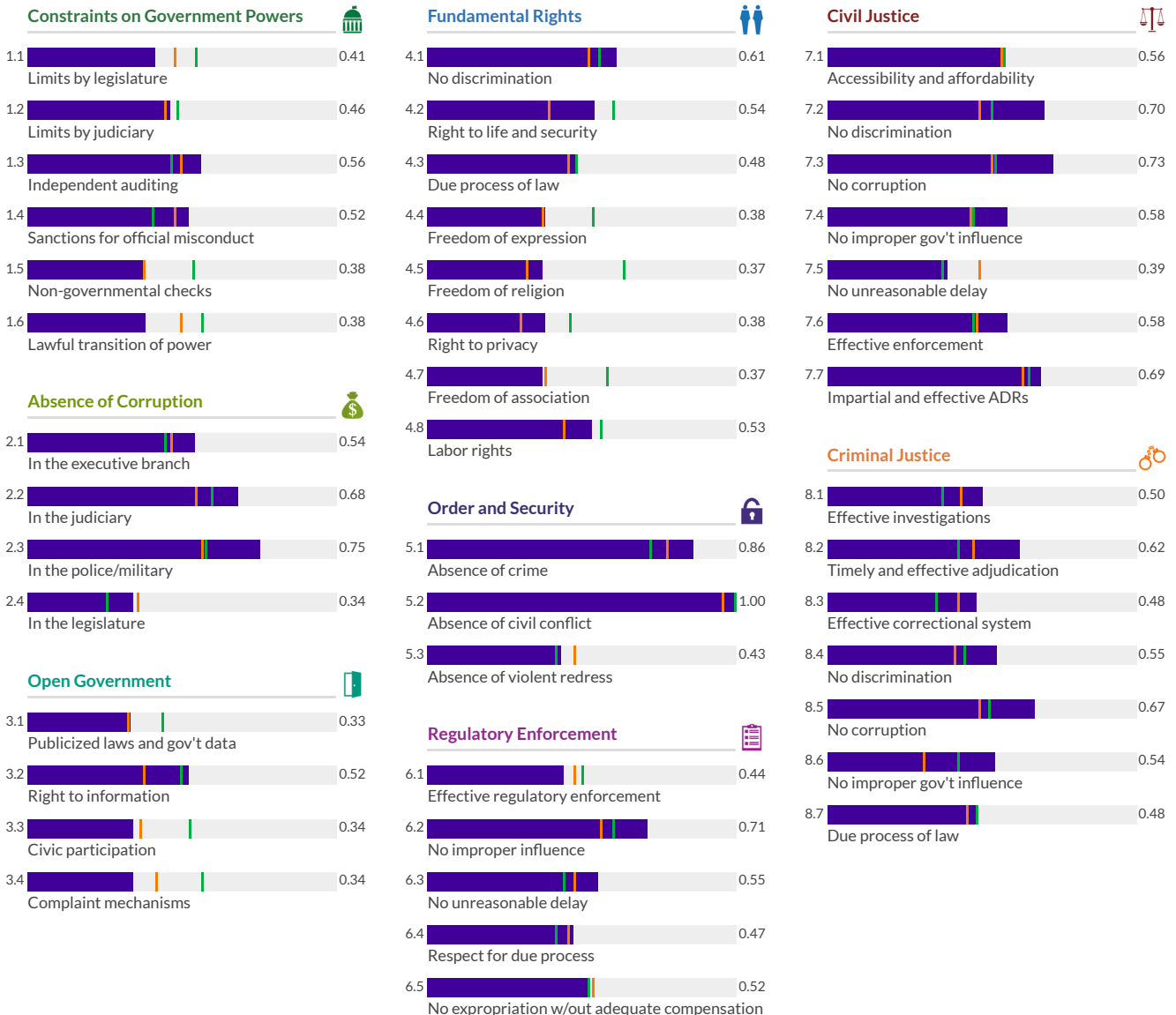
	Factor Score	Score Change	Regional Rank	Income Rank	Global Rank
Constraints on Government Powers	0.45	0.00	6/8	32/42	100/140
Absence of Corruption	0.58	-0.01	2/8	8/42	47/140
Open Government	0.38	-0.02	4/8	39/42	112/140
Fundamental Rights	0.46	-0.02	2/8	35/42	102/140
Order and Security	0.76	0.00	2/8	16/42	57/140
Regulatory Enforcement	0.54	-0.01	2/8	11/42	55/140
Civil Justice	0.60	-0.01	2/8	10/42	46/140
Criminal Justice	0.55	-0.01	2/8	7/42	45/140



* Indicates statistically significant change at the 10 percent level

Low Medium High

Jordan Middle East and North Africa Upper-Middle



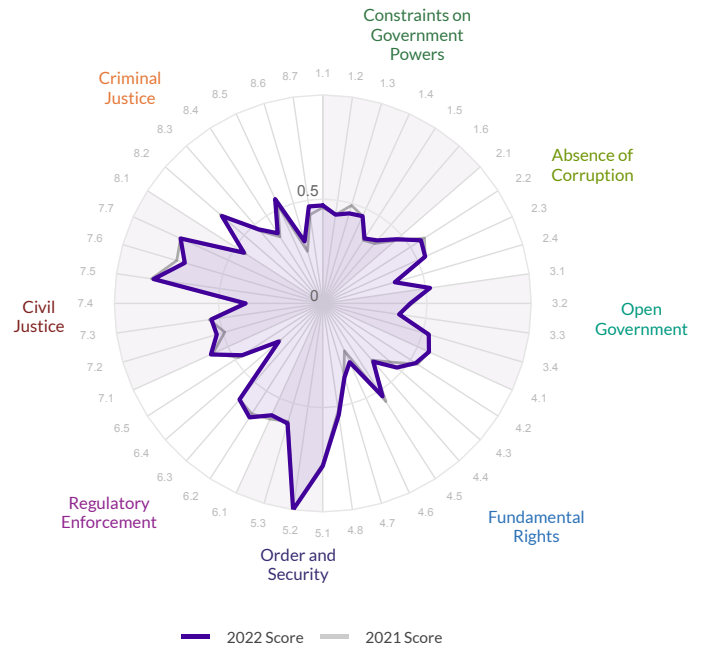
Kazakhstan

Region: Eastern Europe and Central Asia
Income Group: Upper-Middle

The scores range from 0 to 1, where 1 signifies the highest possible score and 0 signifies the lowest possible score.

Overall Score	Regional Rank	Income Rank	Global Rank
0.53	4/14	19/42	65/140
Score Change	Rank Change		
0.00	1▲		

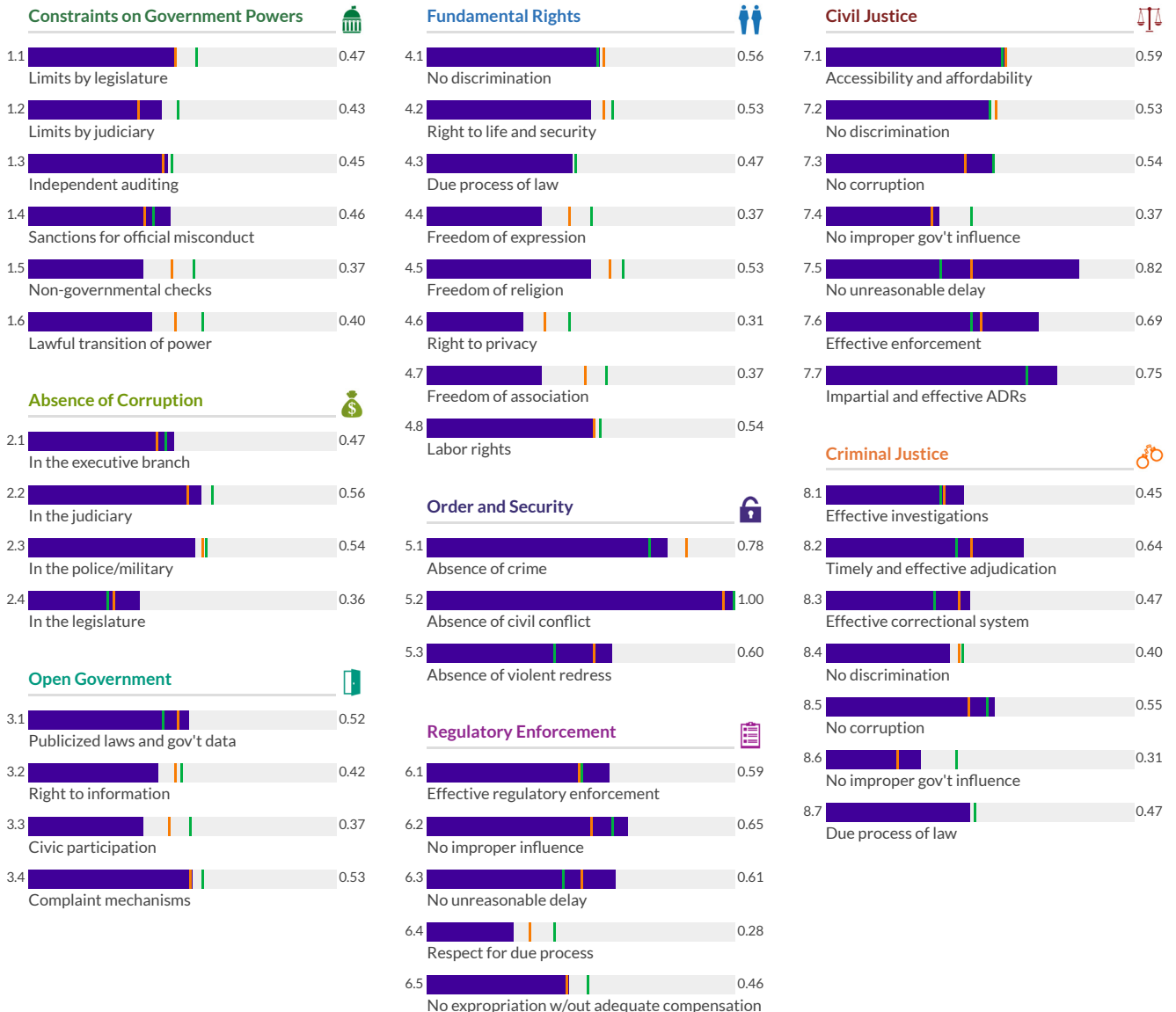
Factor	Score	Score Change	Regional Rank	Income Rank	Global Rank
Constraints on Government Powers	0.43	0.00	9/14	35/42	106/140
Absence of Corruption	0.48	0.00	4/14	17/42	62/140
Open Government	0.46	0.00	10/14	30/42	85/140
Fundamental Rights	0.46	0.01	10/14	34/42	100/140
Order and Security	0.80	0.01	6/14	7/42	42/140
Regulatory Enforcement	0.52	0.00	2/14	17/42	62/140
Civil Justice	0.61	0.00	1/14	8/42	43/140
Criminal Justice	0.47	0.02	3/14	17/42	62/140



* Indicates statistically significant change at the 10 percent level

Low Medium High

— Kazakhstan — Eastern Europe and Central Asia — Upper-Middle



Kenya

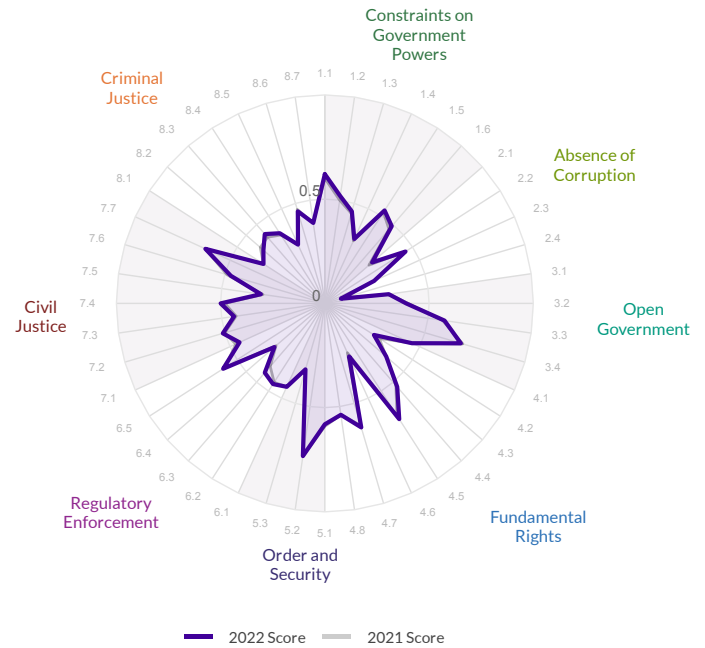
Region: Sub-Saharan Africa
Income Group: Lower-Middle

The scores range from 0 to 1, where 1 signifies the highest possible score and 0 signifies the lowest possible score.

Overall Score	Regional Rank	Income Rank	Global Rank
0.45	15/34	21/38	104/140

Score Change	Rank Change
0.00	2▲

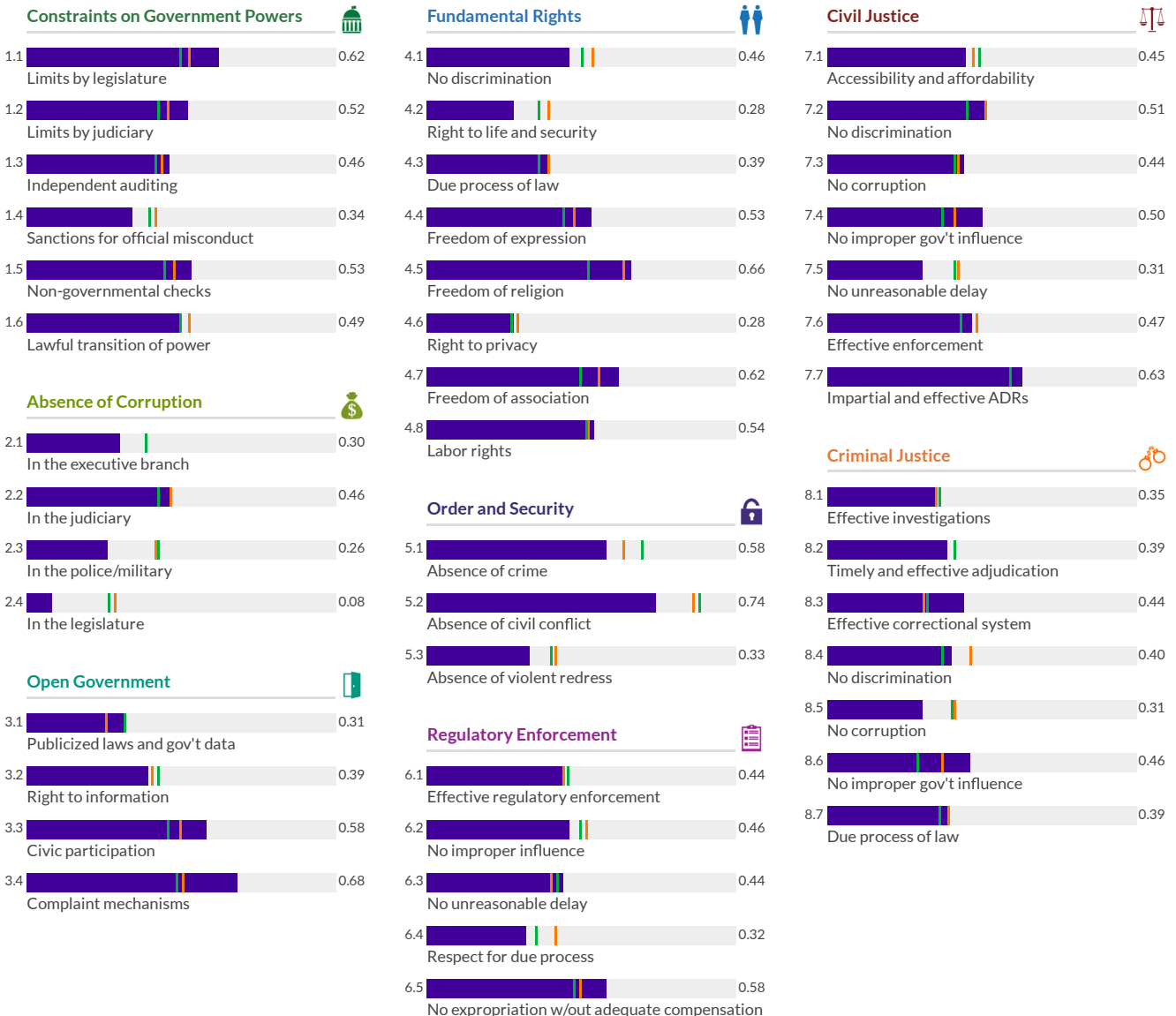
	Factor Score	Score Change	Regional Rank	Income Rank	Global Rank
Constraints on Government Powers	0.49	0.01	14/34	12/38	84/140
Absence of Corruption	0.27	0.00	29/34	34/38	131/140
Open Government	0.49	0.00	6/34	11/38	76/140
Fundamental Rights	0.47	0.01	17/34	13/38	96/140
Order and Security	0.55	0.00	27/34	34/38	127/140
Regulatory Enforcement	0.45	0.01	17/34	16/38	98/140
Civil Justice	0.47	0.00	13/34	14/38	91/140
Criminal Justice	0.39	0.00	13/34	12/38	86/140



* Indicates statistically significant change at the 10 percent level

■ Low ■ Medium ■ High

— Kenya — Sub-Saharan Africa — Lower-Middle



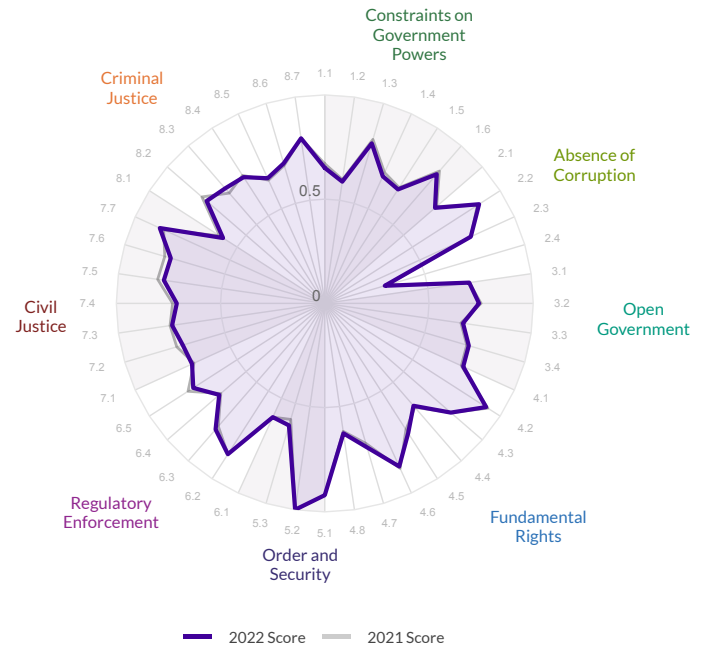
Korea, Rep.

Region: East Asia and Pacific
Income Group: High

The scores range from 0 to 1, where 1 signifies the highest possible score and 0 signifies the lowest possible score.

Overall Score	Regional Rank	Income Rank	Global Rank
0.73	5/15	19/43	19/140
Score Change	Rank Change		
0.00	1▲		

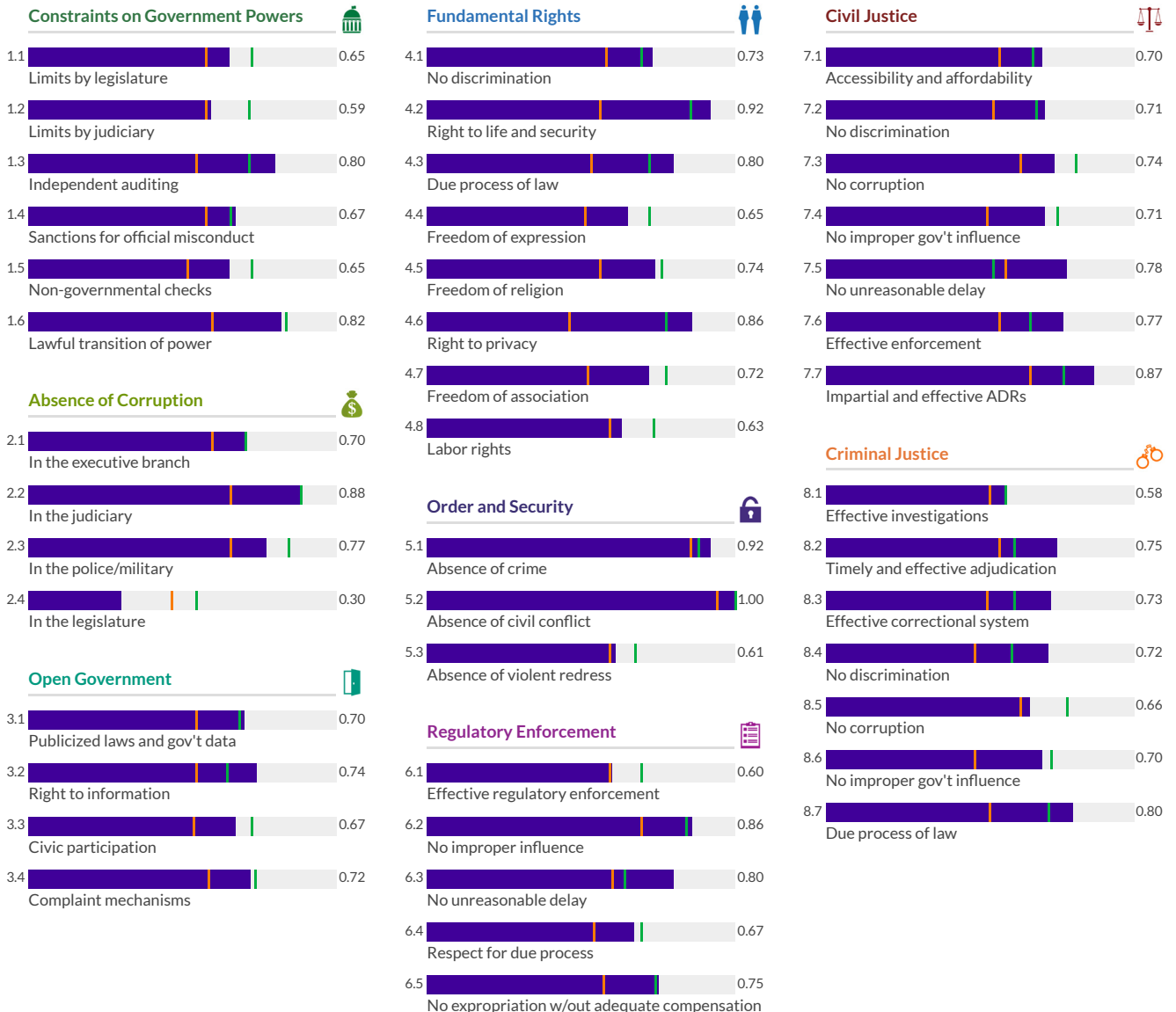
Factor	Score	Score Change	Regional Rank	Income Rank	Global Rank
Constraints on Government Powers	0.70	-0.02	4/15	26/43	27/140
Absence of Corruption	0.66	0.00	6/15	32/43	35/140
Open Government	0.71	0.00	3/15	21/43	21/140
Fundamental Rights	0.75	0.00	4/15	23/43	24/140
Order and Security	0.84	0.01	6/15	26/43	28/140
Regulatory Enforcement	0.74	0.00	6/15	21/43	21/140
Civil Justice	0.75	-0.01	4/15	13/43	13/140
Criminal Justice	0.70	0.00	5/15	17/43	17/140



* Indicates statistically significant change at the 10 percent level

Low Medium High

— Korea, Rep. — East Asia and Pacific — High



Kosovo

Region: Eastern Europe and Central Asia
Income Group: Upper-Middle

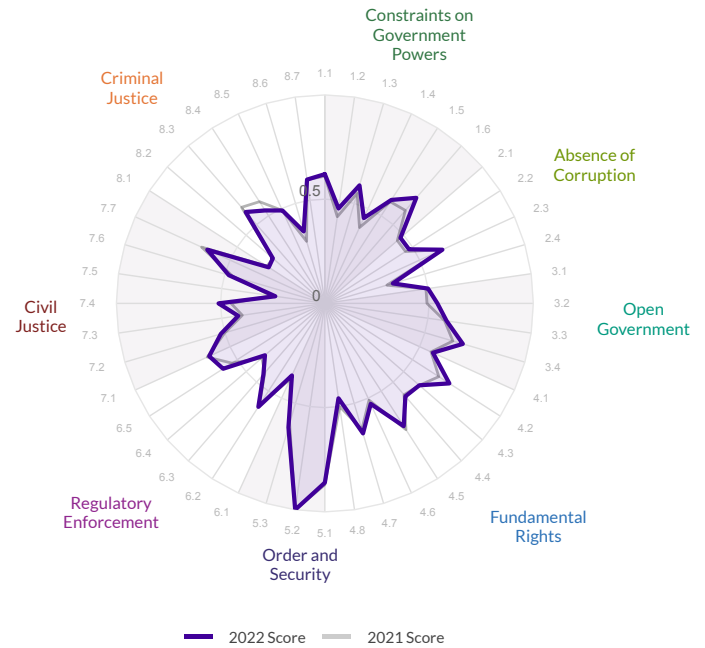
The scores range from 0 to 1, where 1 signifies the highest possible score and 0 signifies the lowest possible score.

Overall Score	Regional Rank	Income Rank	Global Rank
0.56	2/14	14/42	57/140
Score Change	Rank Change		
0.01▲	3▲		

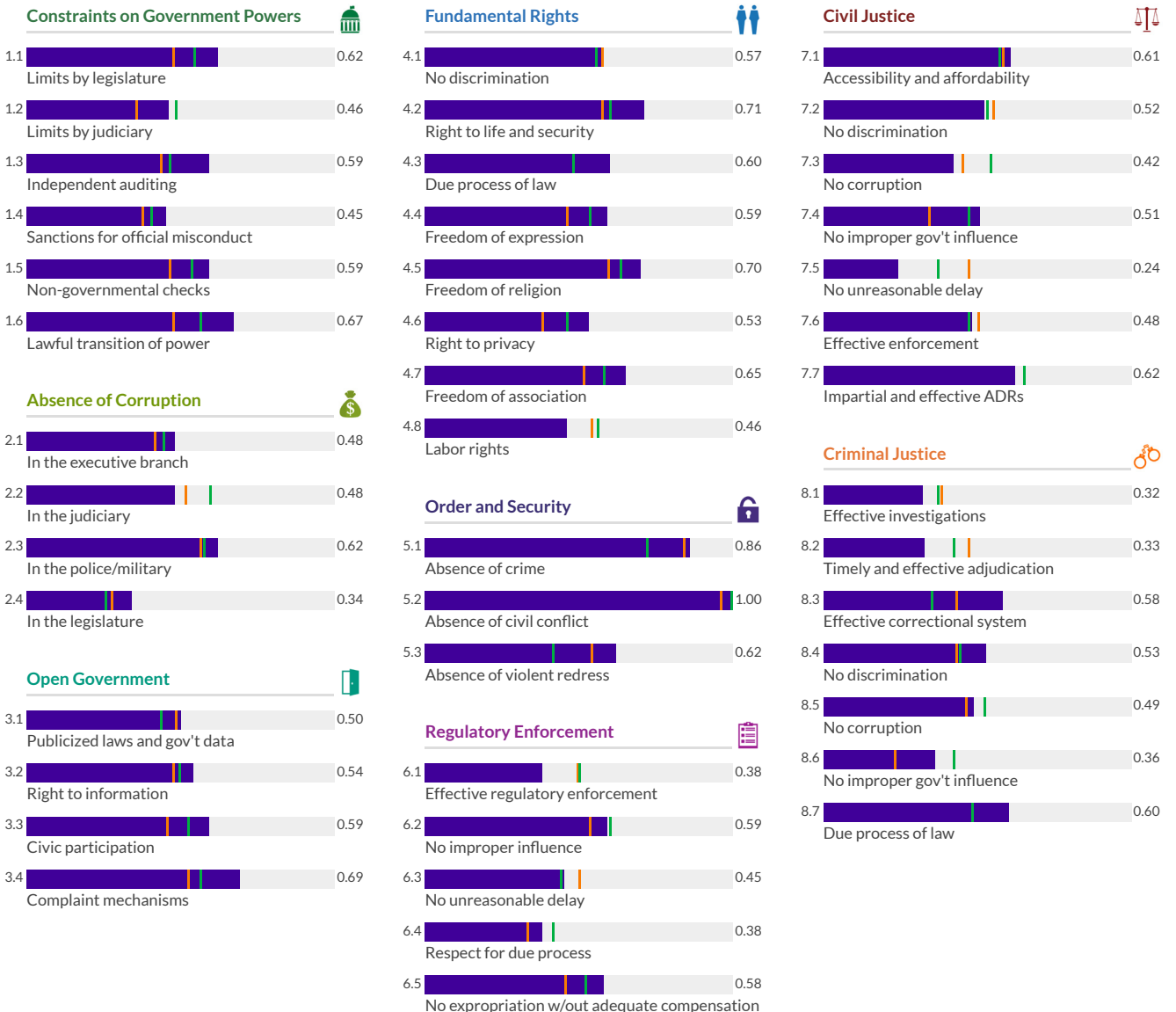
	Factor Score	Score Change	Regional Rank	Income Rank	Global Rank
Constraints on Government Powers	0.56	0.04*	1/14	13/42	60/140
Absence of Corruption	0.48	0.02*	3/14	16/42	61/140
Open Government	0.58	0.03*	2/14	9/42	46/140
Fundamental Rights	0.60	0.01	3/14	15/42	56/140
Order and Security	0.83	0.00	2/14	2/42	33/140
Regulatory Enforcement	0.48	0.01	4/14	25/42	81/140
Civil Justice	0.48	0.01	10/14	27/42	84/140
Criminal Justice	0.46	-0.01	4/14	18/42	63/140

* Indicates statistically significant change at the 10 percent level

Low Medium High



— Kosovo — Eastern Europe and Central Asia — Upper-Middle



Kyrgyz Republic

Region: Eastern Europe and Central Asia
Income Group: Lower-Middle

The scores range from 0 to 1, where 1 signifies the highest possible score and 0 signifies the lowest possible score.

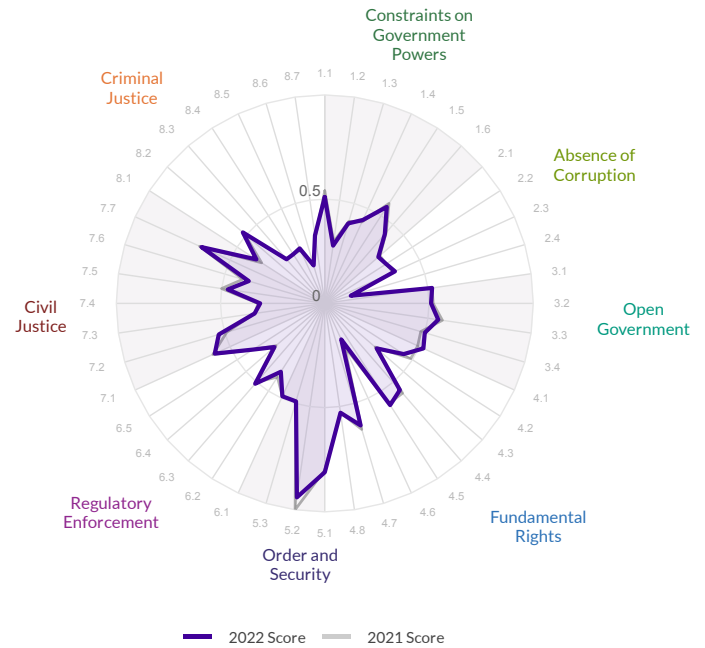
Overall Score	Regional Rank	Income Rank	Global Rank
0.46	12/14	18/38	100/140

Score Change	Rank Change
-0.01 ▾	-1 ▾

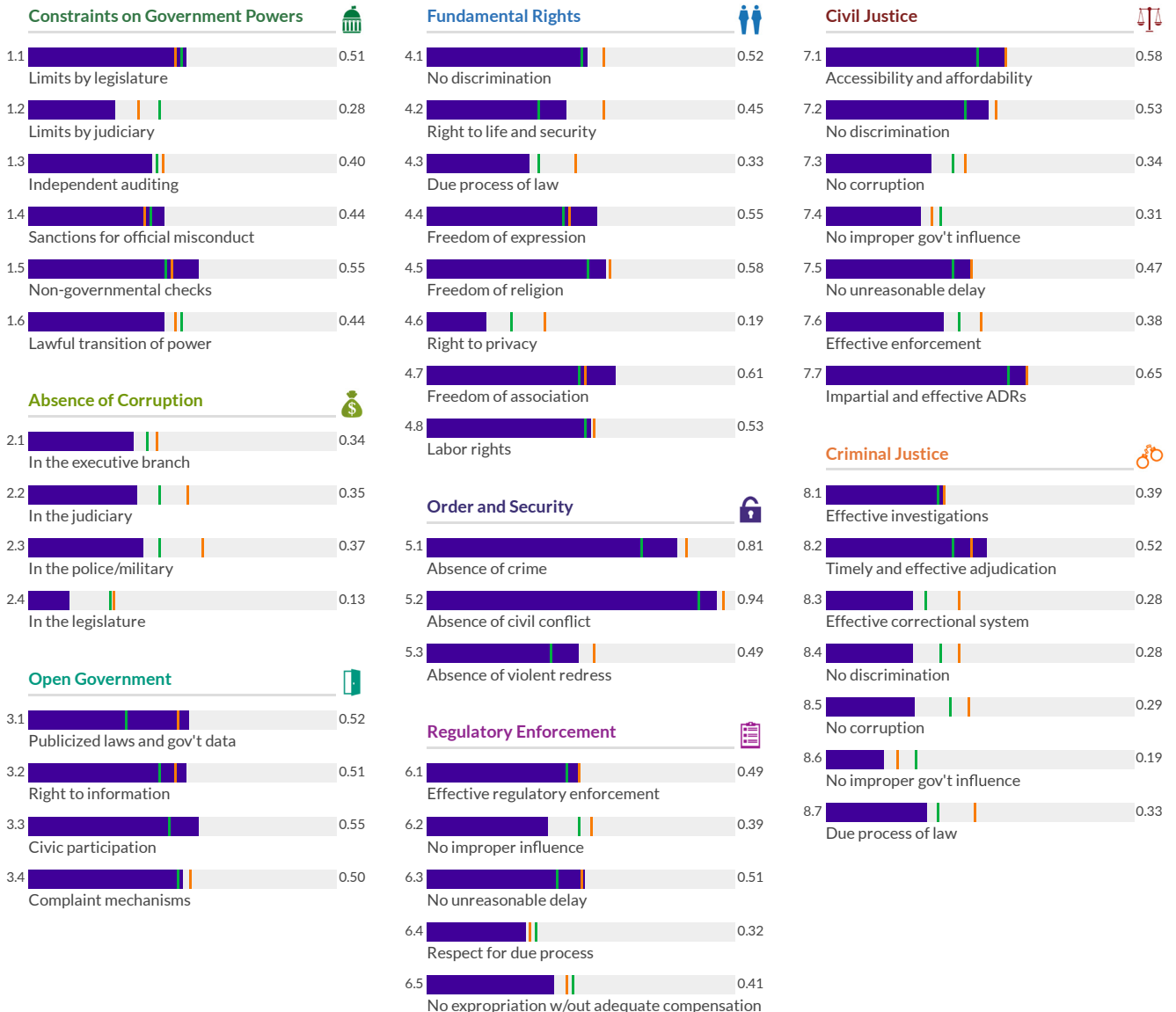
	Factor Score	Score Change	Regional Rank	Income Rank	Global Rank
Constraints on Government Powers	0.44	-0.01	7/14	21/38	104/140
Absence of Corruption	0.30	0.00	14/14	33/38	127/140
Open Government	0.52	-0.01	5/14	5/38	64/140
Fundamental Rights	0.47	-0.01	9/14	14/38	97/140
Order and Security	0.74	-0.02*	11/14	6/38	64/140
Regulatory Enforcement	0.42	0.00	12/14	23/38	110/140
Civil Justice	0.47	-0.01	12/14	17/38	95/140
Criminal Justice	0.33	0.01	13/14	27/38	114/140

* Indicates statistically significant change at the 10 percent level

Low Medium High



— Kyrgyz Republic — Eastern Europe and Central Asia — Lower-Middle



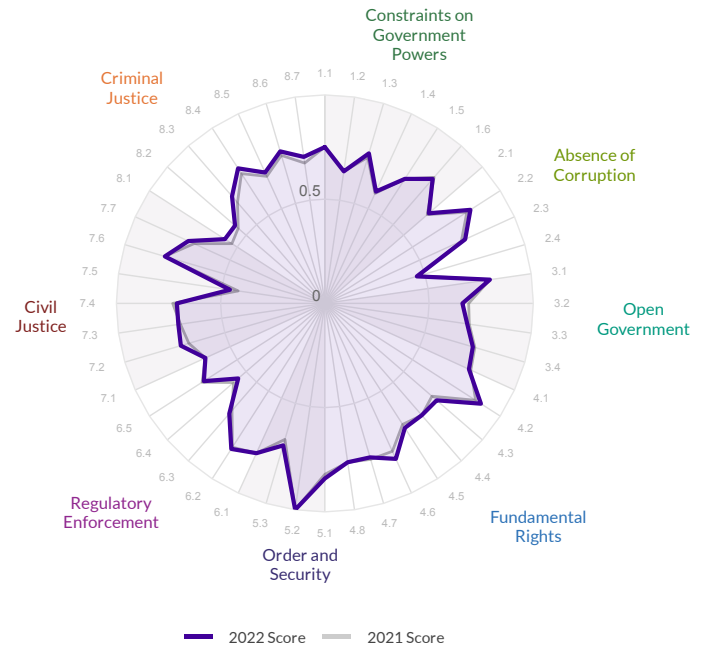
Latvia

Region: EU, EFTA, and North America
Income Group: High

The scores range from 0 to 1, where 1 signifies the highest possible score and 0 signifies the lowest possible score.

Overall Score	Regional Rank	Income Rank	Global Rank
0.72	18/31	24/43	24/140
Score Change	Rank Change		
0.01 ▲	0		

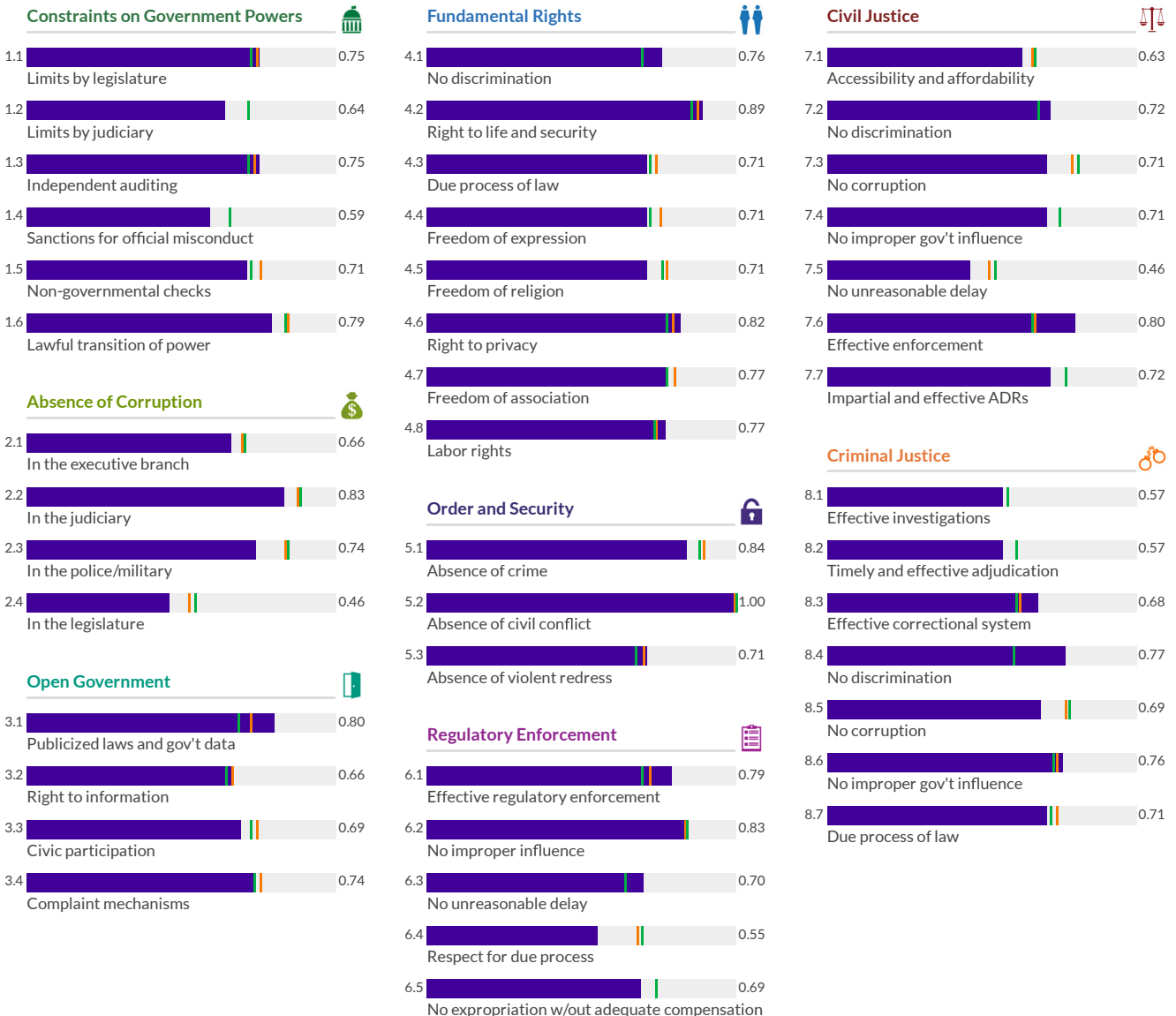
	Factor Score	Score Change	Regional Rank	Income Rank	Global Rank
Constraints on Government Powers	0.70	0.00	20/31	25/43	26/140
Absence of Corruption	0.67	0.01	22/31	31/43	33/140
Open Government	0.72	-0.01	16/31	19/43	19/140
Fundamental Rights	0.77	0.01	17/31	21/43	22/140
Order and Security	0.85	0.02	19/31	25/43	26/140
Regulatory Enforcement	0.71	0.00	18/31	24/43	24/140
Civil Justice	0.68	0.01	17/31	26/43	26/140
Criminal Justice	0.68	0.03	18/31	24/43	24/140



* Indicates statistically significant change at the 10 percent level

■ Low ■ Medium ■ High

■ Latvia ■ EU, EFTA, and North America ■ High



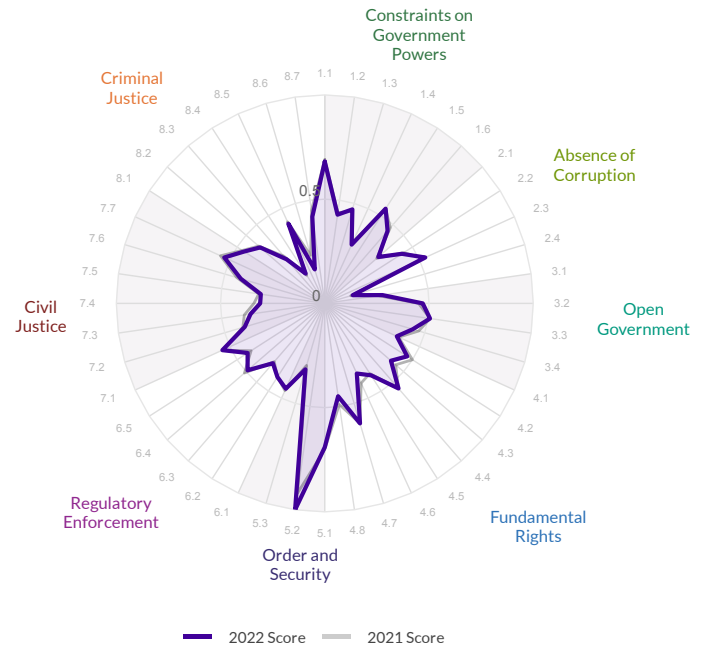
Lebanon

The scores range from 0 to 1, where 1 signifies the highest possible score and 0 signifies the lowest possible score.

Overall Score	Regional Rank	Income Rank	Global Rank
0.45	6/8	36/42	106/140

Score Change	Rank Change
0.00	-2 ▼

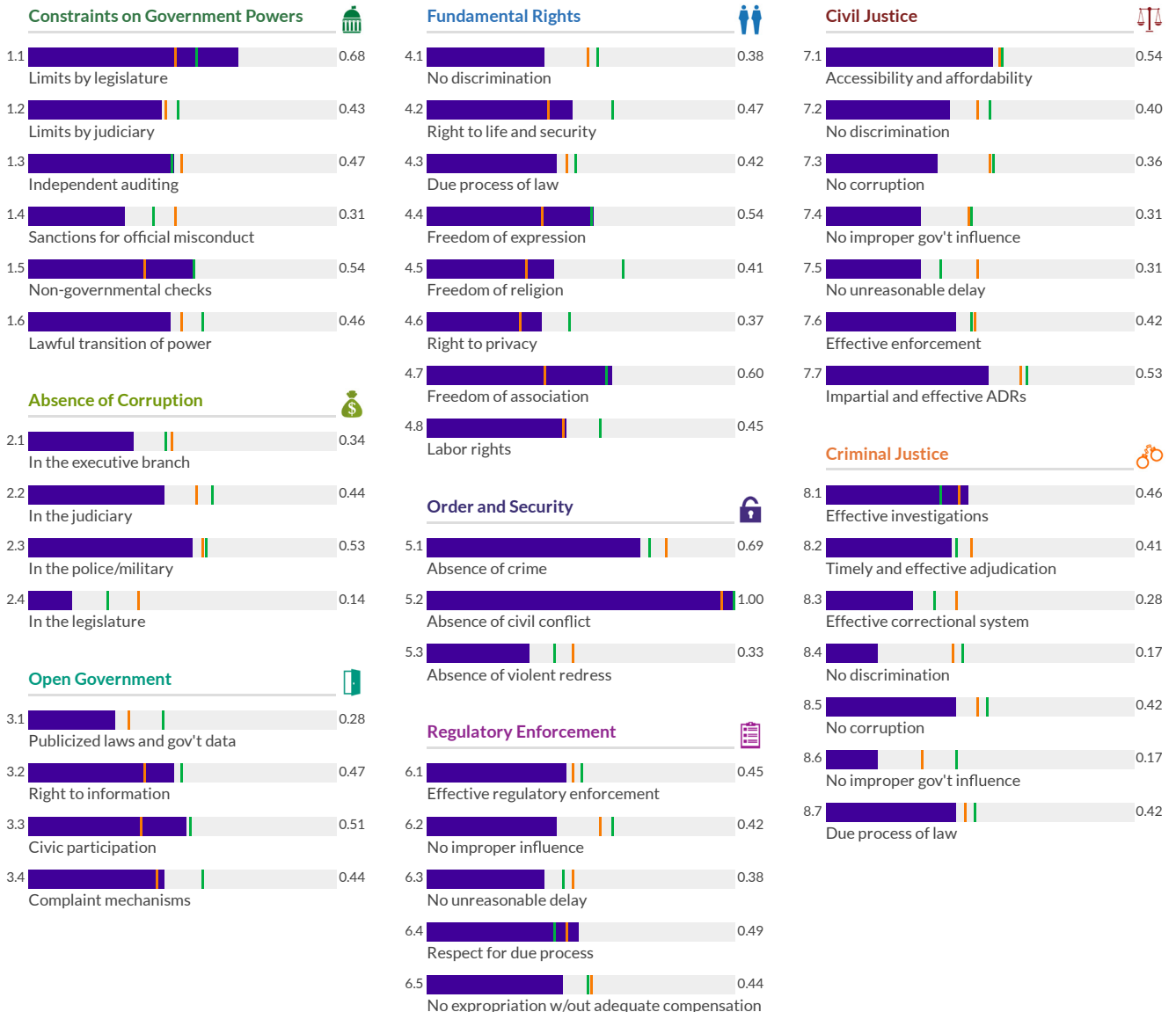
Factor	Score	Score Change	Regional Rank	Income Rank	Global Rank
Constraints on Government Powers	0.48	-0.01	4/8	28/42	90/140
Absence of Corruption	0.36	0.00	8/8	36/42	108/140
Open Government	0.43	0.00	3/8	34/42	100/140
Fundamental Rights	0.46	-0.02	3/8	36/42	103/140
Order and Security	0.67	0.03*	7/8	28/42	95/140
Regulatory Enforcement	0.43	0.00	7/8	37/42	107/140
Civil Justice	0.41	-0.01	7/8	37/42	119/140
Criminal Justice	0.33	-0.02	8/8	33/42	110/140



* Indicates statistically significant change at the 10 percent level

Low Medium High

Lebanon Middle East and North Africa Upper-Middle



Liberia

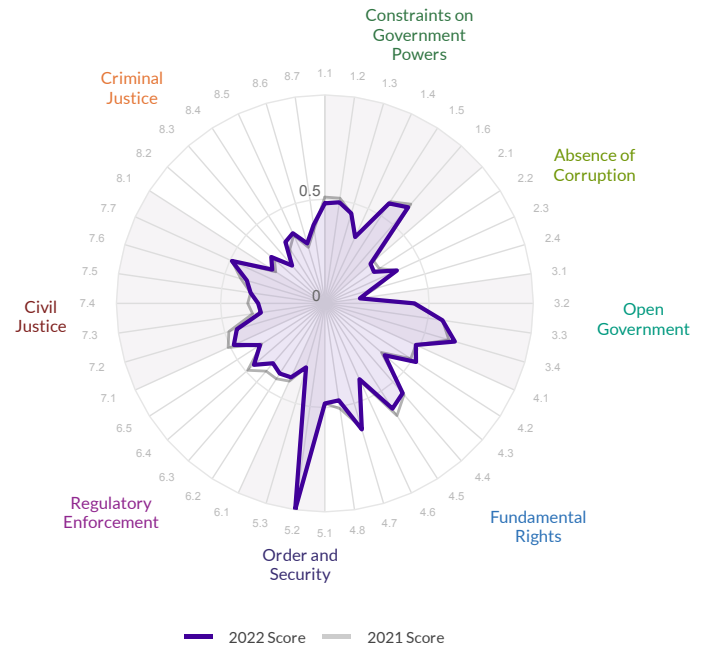
Region: Sub-Saharan Africa
Income Group: Low

The scores range from 0 to 1, where 1 signifies the highest possible score and 0 signifies the lowest possible score.

Overall Score	Regional Rank	Income Rank	Global Rank
0.43	20/34	9/17	112/140

Score Change	Rank Change
-0.01 ▾	-2 ▾

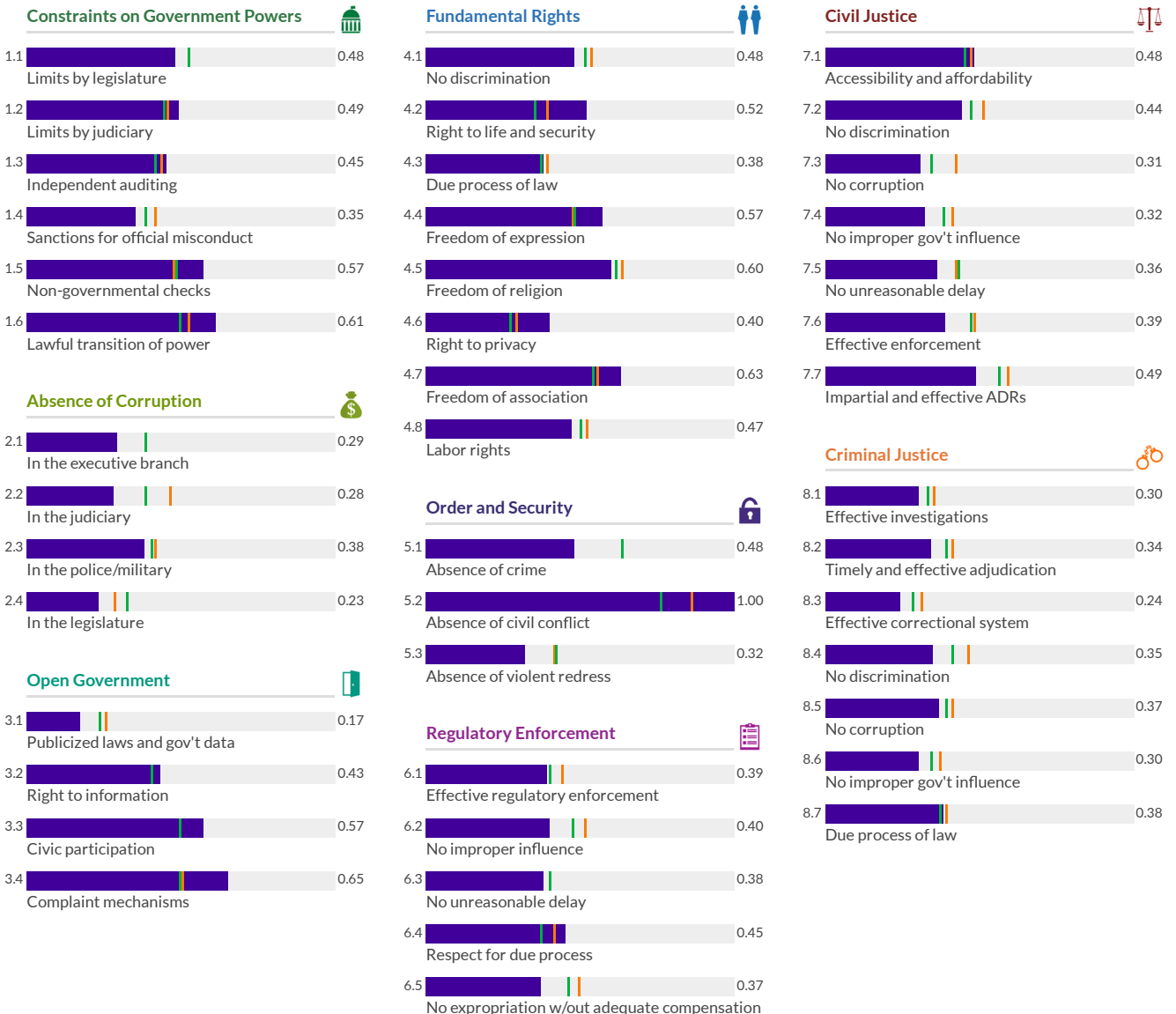
	Factor Score	Score Change	Regional Rank	Income Rank	Global Rank
Constraints on Government Powers	0.49	-0.01	15/34	6/17	85/140
Absence of Corruption	0.30	-0.02	27/34	13/17	128/140
Open Government	0.46	0.01	12/34	6/17	90/140
Fundamental Rights	0.51	-0.01	12/34	5/17	83/140
Order and Security	0.60	0.00	24/34	10/17	122/140
Regulatory Enforcement	0.40	-0.03	25/34	9/17	122/140
Civil Justice	0.40	-0.03	30/34	13/17	124/140
Criminal Justice	0.33	0.02	26/34	11/17	113/140



* Indicates statistically significant change at the 10 percent level

Low Medium High

Liberia Sub-Saharan Africa Low



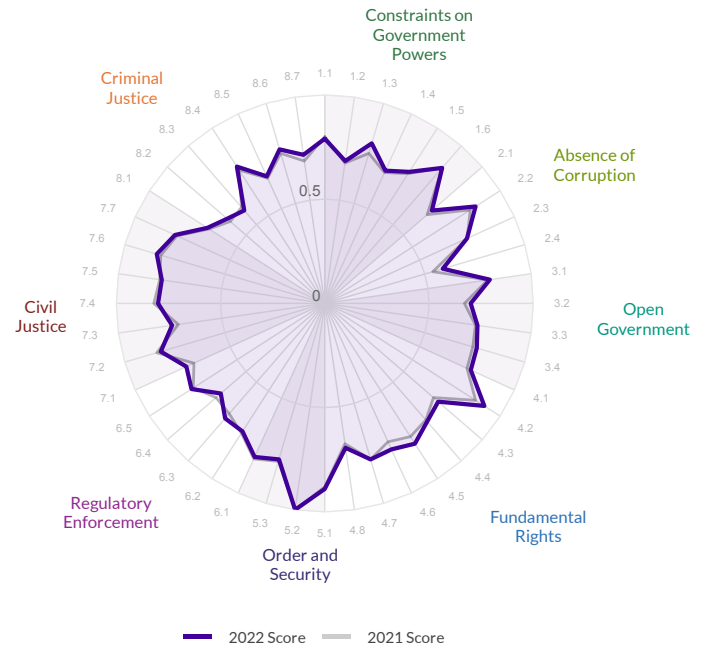
Lithuania

Region: EU, EFTA, and North America
Income Group: High

The scores range from 0 to 1, where 1 signifies the highest possible score and 0 signifies the lowest possible score.

Overall Score	Regional Rank	Income Rank	Global Rank
0.76	14/31	18/43	18/140
Score Change	Rank Change		
0.01 ▲	0		

	Factor Score	Score Change	Regional Rank	Income Rank	Global Rank
Constraints on Government Powers	0.76	0.01	14/31	16/43	17/140
Absence of Corruption	0.72	0.03	18/31	25/43	25/140
Open Government	0.75	0.02	15/31	17/43	17/140
Fundamental Rights	0.78	0.03	16/31	20/43	21/140
Order and Security	0.89	0.00	15/31	19/43	20/140
Regulatory Enforcement	0.74	0.00	15/31	20/43	20/140
Civil Justice	0.79	0.00	8/31	9/43	9/140
Criminal Justice	0.69	0.01	16/31	21/43	21/140



* Indicates statistically significant change at the 10 percent level

Low Medium High

Lithuania EU, EFTA, and North America High

Category	Sub-category	Score
Constraints on Government Powers	Limits by legislature	0.79
	Limits by judiciary	0.69
	Independent auditing	0.80
	Sanctions for official misconduct	0.70
	Non-governmental checks	0.75
	Lawful transition of power	0.86
Absence of Corruption	In the executive branch	0.68
	In the judiciary	0.86
	In the police/military	0.75
	In the legislature	0.59
Open Government	Publicized laws and gov't data	0.80
	Right to information	0.70
	Civic participation	0.74
	Complaint mechanisms	0.76
Fundamental Rights	No discrimination	0.77
	Right to life and security	0.91
	Due process of law	0.72
	Freedom of expression	0.75
	Freedom of religion	0.80
	Right to privacy	0.77
	Freedom of association	0.78
	Labor rights	0.70
Order and Security	Absence of crime	0.89
	Absence of civil conflict	1.00
	Absence of violent redress	0.78
	Respect for due process	0.66
	No expropriation w/out adequate compensation	0.76
Regulatory Enforcement	Effective regulatory enforcement	0.81
	No improper influence	0.73
	No unreasonable delay	0.73
	Respect for due process	0.66
	No expropriation w/out adequate compensation	0.76
	Effective regulatory enforcement	0.81
	No improper influence	0.73
Civil Justice	Accessibility and affordability	0.73
	No discrimination	0.82
	No corruption	0.74
	No improper gov't influence	0.80
	No unreasonable delay	0.79
	Effective enforcement	0.84
	Impartial and effective ADRs	0.79
	Effective investigations	0.67
	Timely and effective adjudication	0.62
	Effective correctional system	0.59
Criminal Justice	No discrimination	0.78
	No corruption	0.67
	No improper gov't influence	0.77
	Due process of law	0.72
	Effective investigations	0.67
	Timely and effective adjudication	0.62
	Effective correctional system	0.59

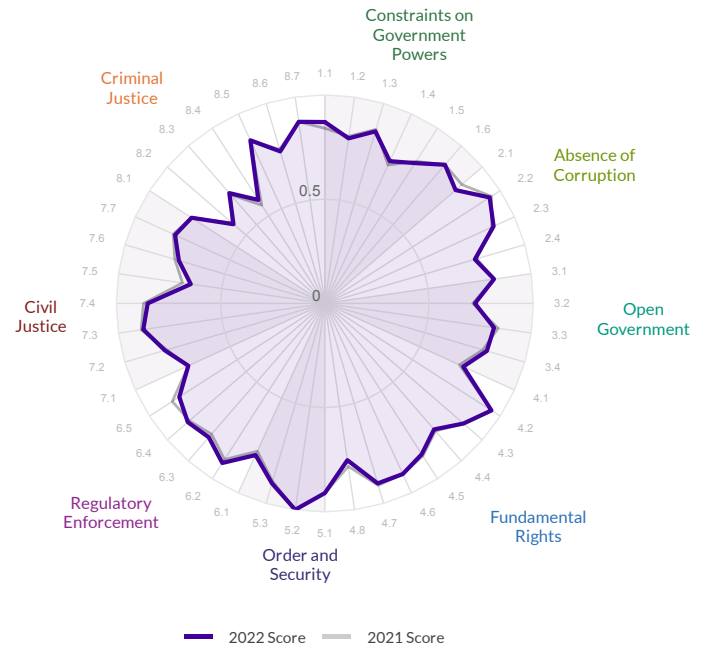
Luxembourg

Region: EU, EFTA, and North America
Income Group: High

The scores range from 0 to 1, where 1 signifies the highest possible score and 0 signifies the lowest possible score.

Overall Score	Regional Rank	Income Rank	Global Rank
0.83	7/31	8/43	8/140
Score Change	Rank Change		
0.00	0		

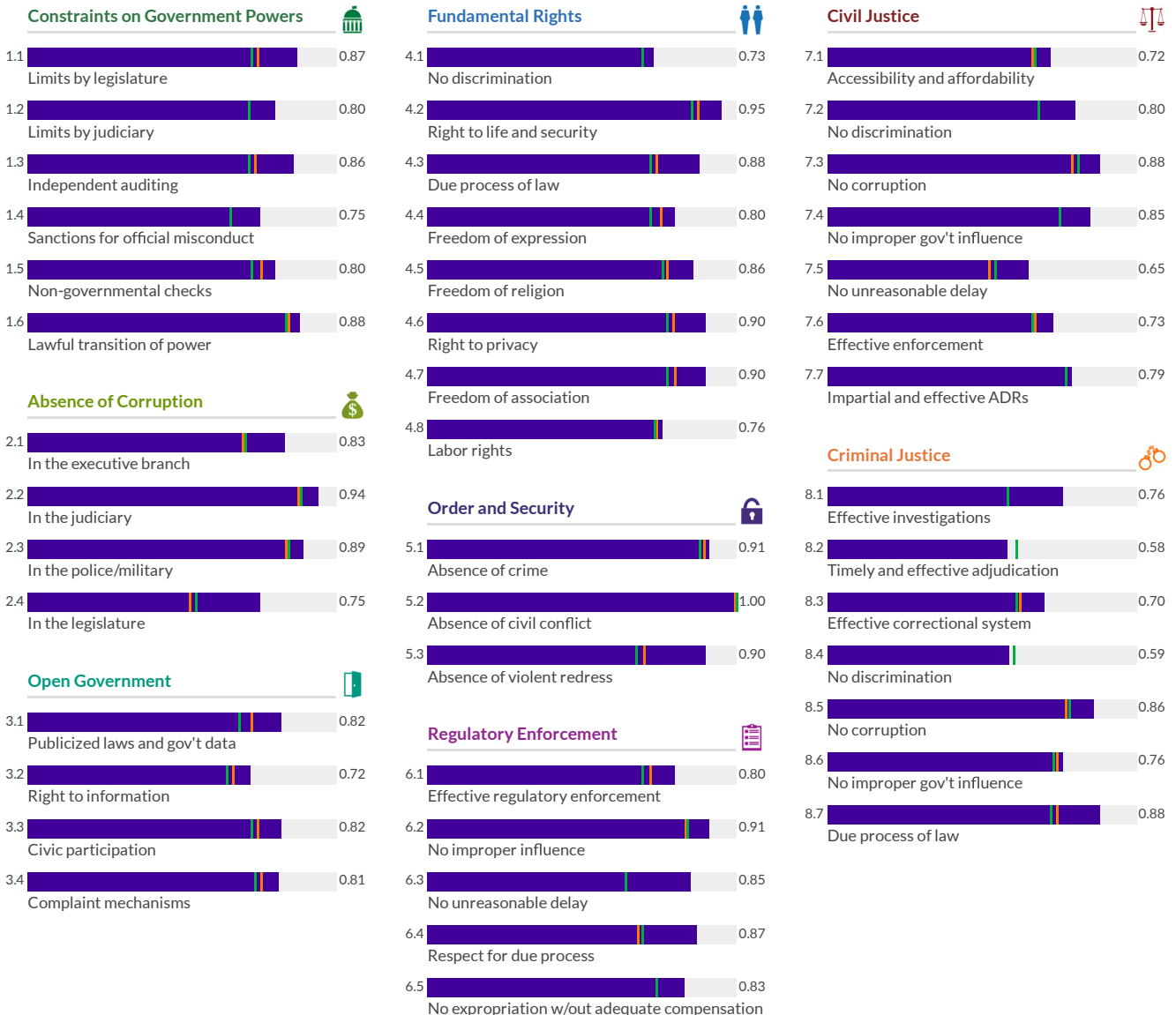
	Factor Score	Score Change	Regional Rank	Income Rank	Global Rank
Constraints on Government Powers	0.83	0.00	12/31	13/43	13/140
Absence of Corruption	0.85	-0.01	6/31	8/43	8/140
Open Government	0.79	0.01	9/31	11/43	11/140
Fundamental Rights	0.85	0.00	6/31	6/43	6/140
Order and Security	0.93	0.00	2/31	2/43	2/140
Regulatory Enforcement	0.85	0.00	5/31	6/43	6/140
Civil Justice	0.77	-0.01	9/31	12/43	12/140
Criminal Justice	0.73	0.00	10/31	13/43	13/140



* Indicates statistically significant change at the 10 percent level

Low Medium High

Luxembourg EU, EFTA, and North America High



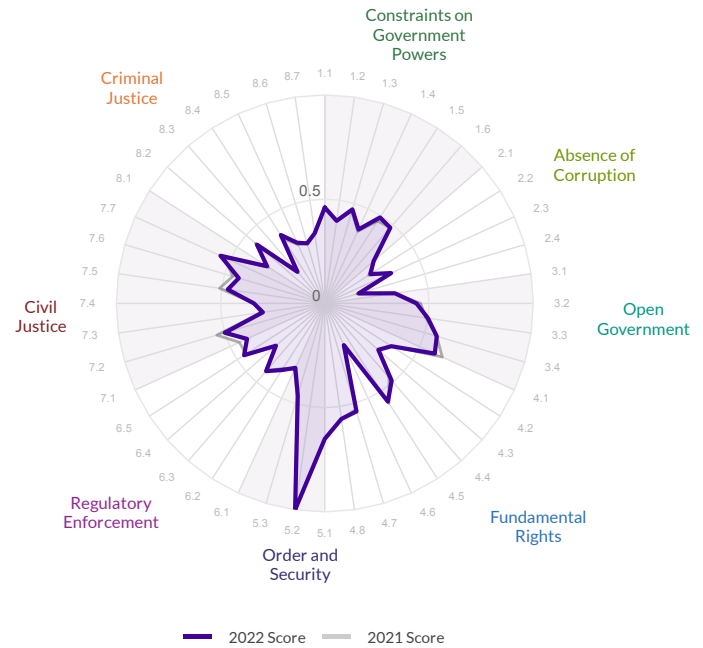
Madagascar

Region: Sub-Saharan Africa
Income Group: Low

The scores range from 0 to 1, where 1 signifies the highest possible score and 0 signifies the lowest possible score.

Overall Score	Regional Rank	Income Rank	Global Rank
0.44	19/34	8/17	111/140
Score Change	Rank Change		
0.00	1 ▲		

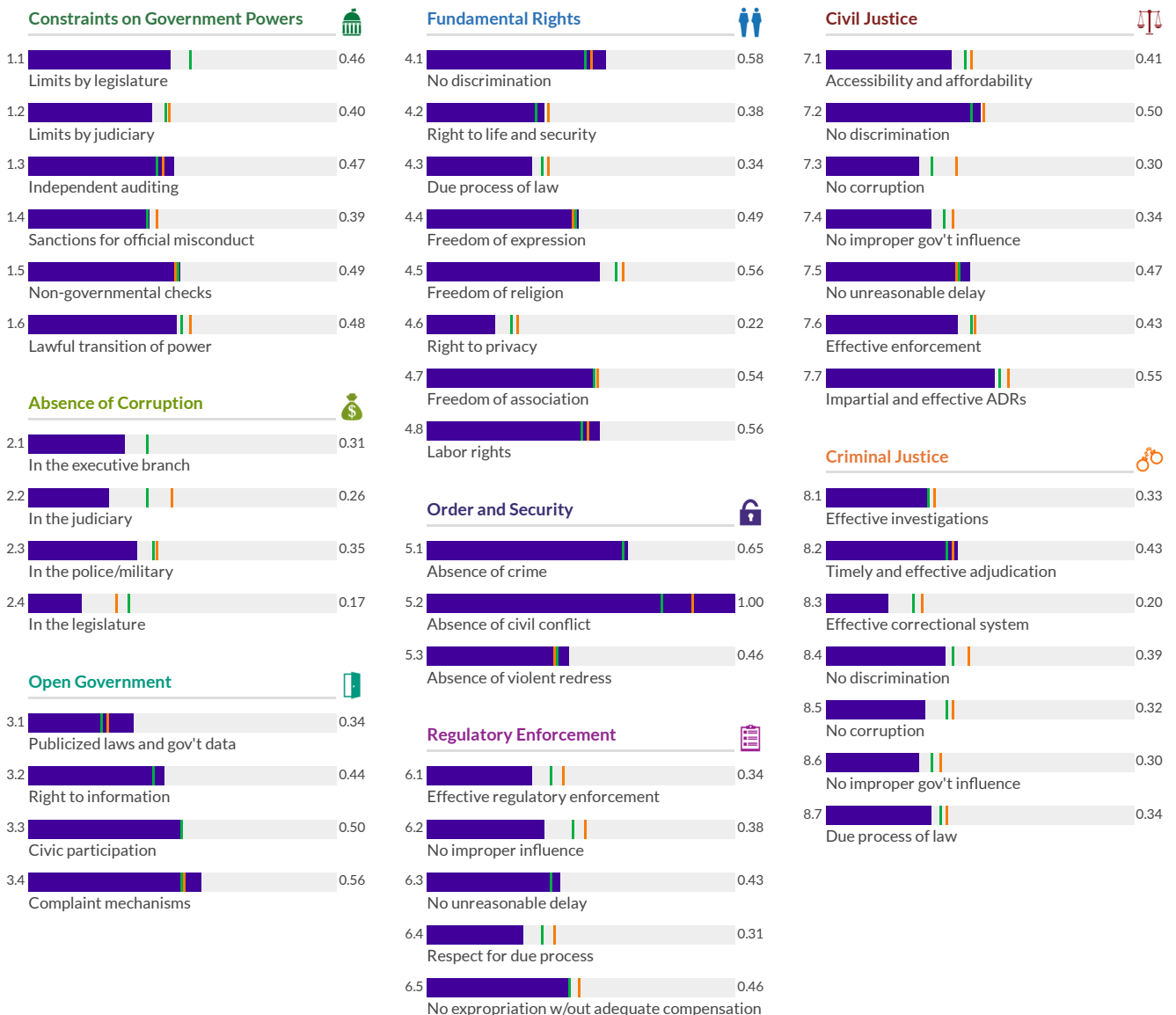
	Factor Score	Score Change	Regional Rank	Income Rank	Global Rank
Constraints on Government Powers	0.45	0.01	18/34	7/17	101/140
Absence of Corruption	0.27	0.00	30/34	15/17	132/140
Open Government	0.46	0.00	9/34	3/17	87/140
Fundamental Rights	0.46	0.00	18/34	10/17	101/140
Order and Security	0.70	0.00	11/34	5/17	83/140
Regulatory Enforcement	0.38	0.00	26/34	10/17	125/140
Civil Justice	0.43	-0.02	23/34	8/17	112/140
Criminal Justice	0.33	0.00	25/34	10/17	111/140



* Indicates statistically significant change at the 10 percent level

Low Medium High

Madagascar Sub-Saharan Africa Low



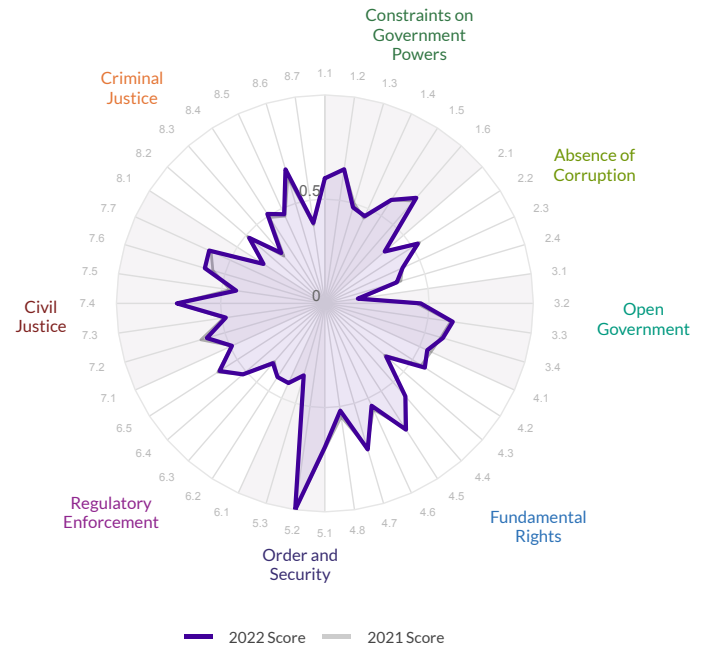
Malawi

Region: Sub-Saharan Africa
Income Group: Low

The scores range from 0 to 1, where 1 signifies the highest possible score and 0 signifies the lowest possible score.

Overall Score	Regional Rank	Income Rank	Global Rank
0.52	8/34	2/17	66/140
Score Change	Rank Change		
0.00	1▲		

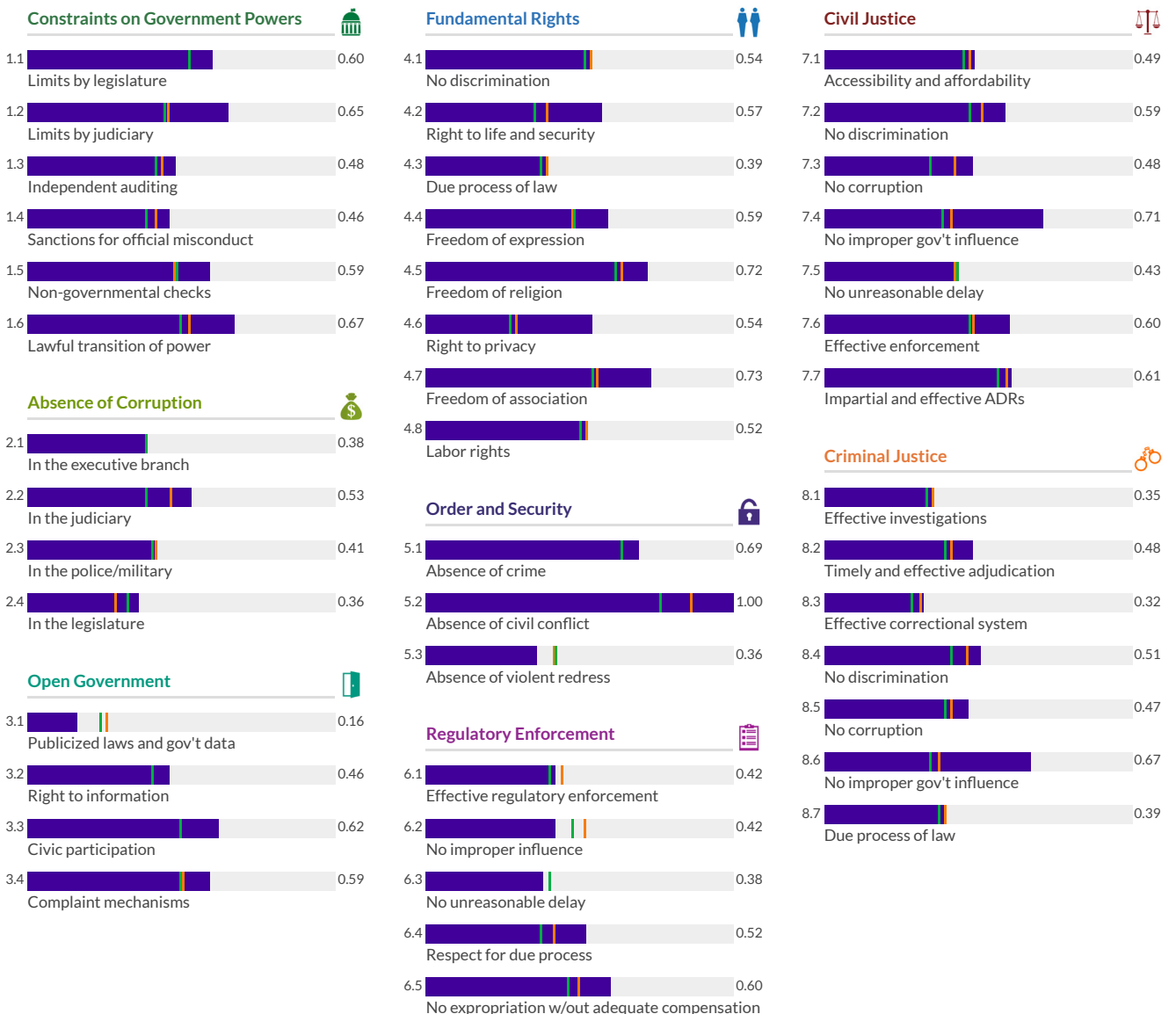
	Factor Score	Score Change	Regional Rank	Income Rank	Global Rank
Constraints on Government Powers	0.58	0.00	7/34	2/17	53/140
Absence of Corruption	0.42	0.00	12/34	6/17	87/140
Open Government	0.46	0.01	11/34	5/17	89/140
Fundamental Rights	0.58	0.00	7/34	1/17	65/140
Order and Security	0.68	0.00	13/34	6/17	90/140
Regulatory Enforcement	0.47	0.00	15/34	6/17	90/140
Civil Justice	0.56	0.00	8/34	2/17	58/140
Criminal Justice	0.45	0.01	8/34	3/17	66/140



* Indicates statistically significant change at the 10 percent level

Low Medium High

Malawi Sub-Saharan Africa Low

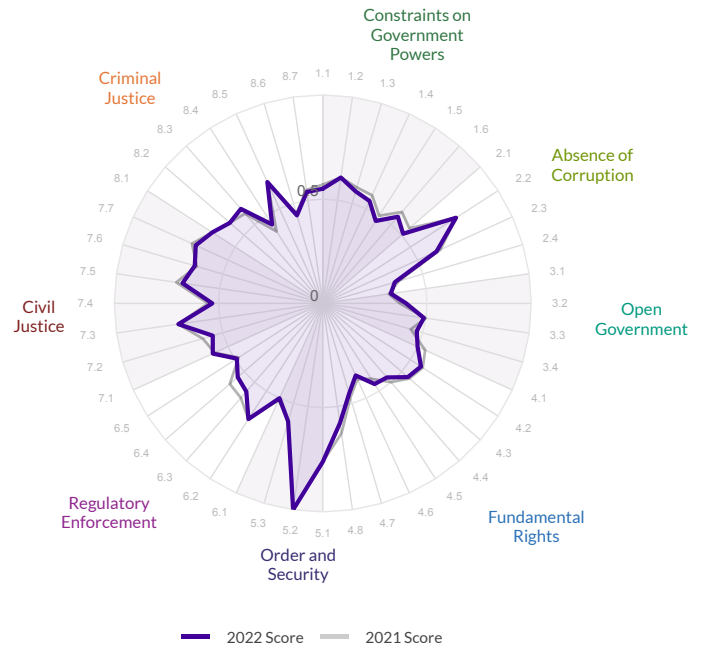


Malaysia

The scores range from 0 to 1, where 1 signifies the highest possible score and 0 signifies the lowest possible score.

Overall Score	Regional Rank	Income Rank	Global Rank
0.57	7/15	13/42	55/140
Score Change	Rank Change		
-0.01	-1		

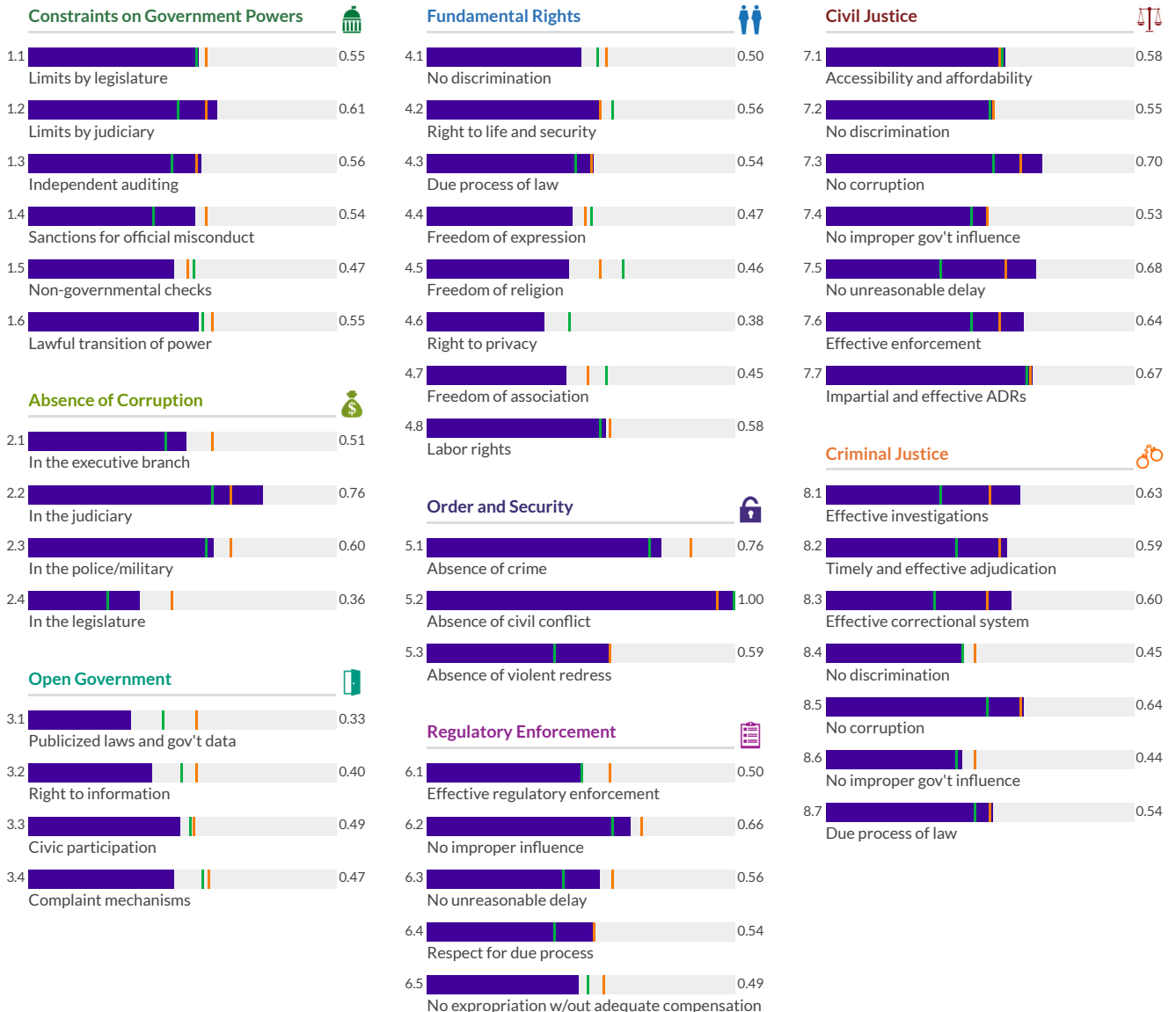
	Factor Score	Score Change	Regional Rank	Income Rank	Global Rank
Constraints on Government Powers	0.55	-0.02	8/15	14/42	64/140
Absence of Corruption	0.56	-0.02	7/15	10/42	51/140
Open Government	0.42	0.01	12/15	35/42	101/140
Fundamental Rights	0.49	-0.02	9/15	30/42	90/140
Order and Security	0.78	0.00	8/15	9/42	47/140
Regulatory Enforcement	0.55	-0.02	8/15	10/42	53/140
Civil Justice	0.62	-0.01	7/15	6/42	41/140
Criminal Justice	0.55	0.01	7/15	5/42	41/140



* Indicates statistically significant change at the 10 percent level

Low Medium High

Malaysia East Asia and Pacific Upper-Middle



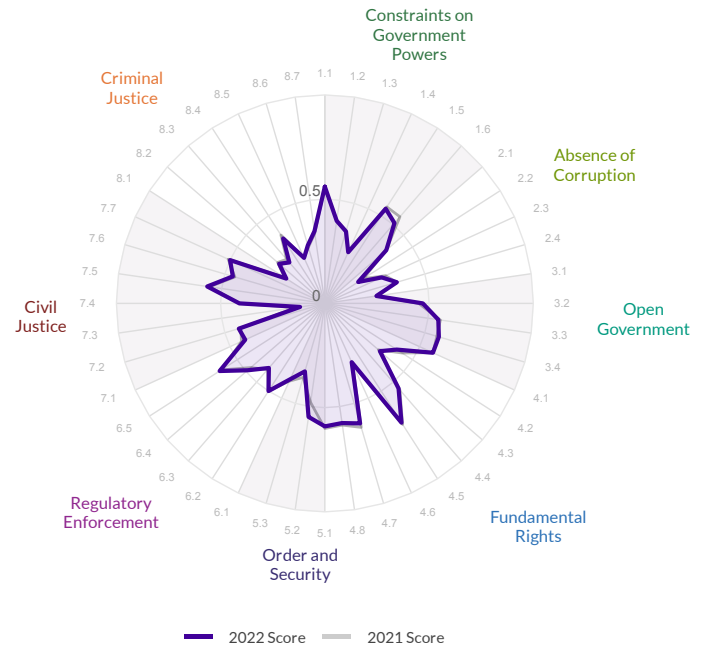
Mali

Region: Sub-Saharan Africa
Income Group: Low

The scores range from 0 to 1, where 1 signifies the highest possible score and 0 signifies the lowest possible score.

Overall Score	Regional Rank	Income Rank	Global Rank
0.42	22/34	10/17	114/140
Score Change	Rank Change		
0.00	1 ▲		

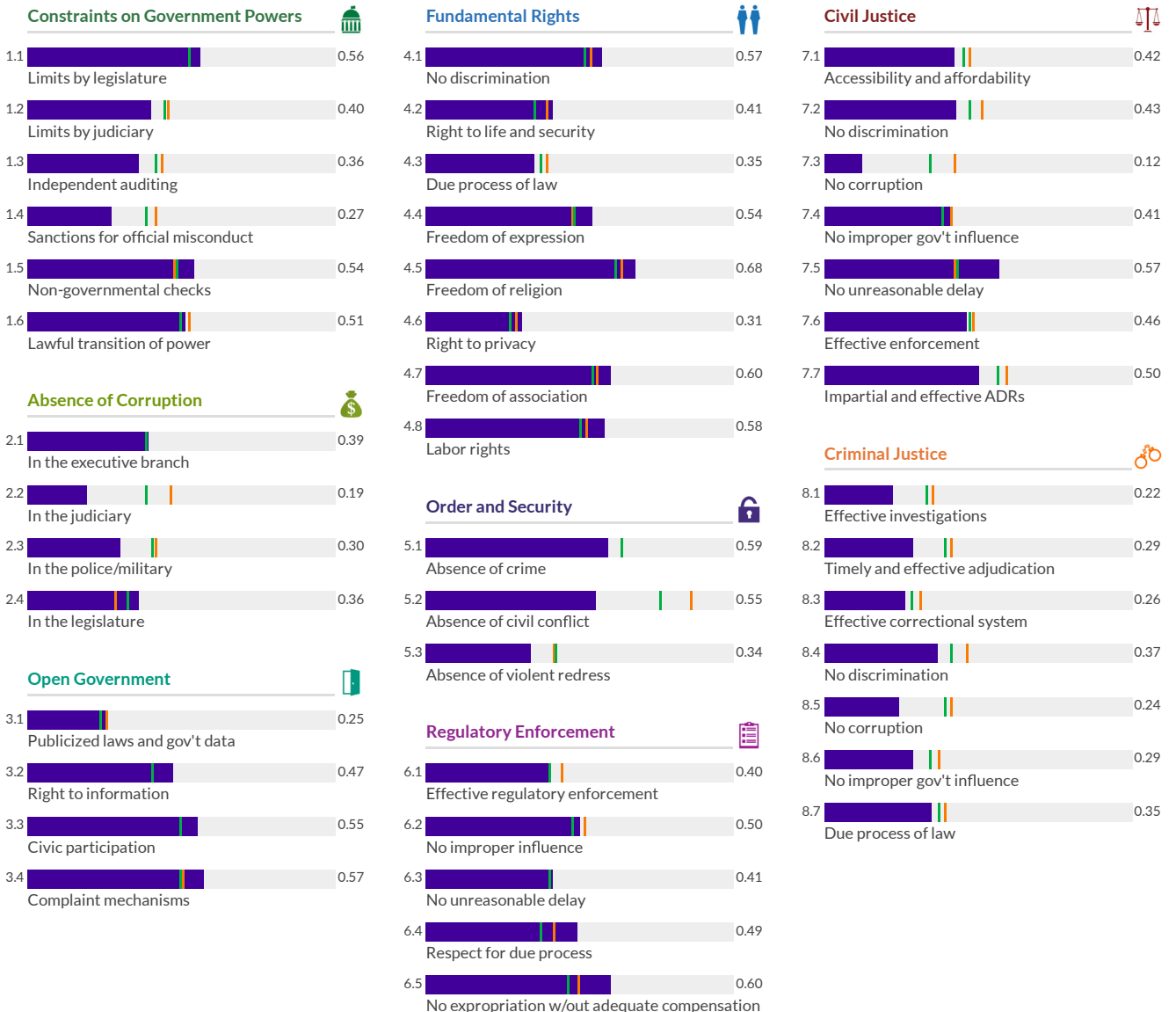
	Factor Score	Score Change	Regional Rank	Income Rank	Global Rank
Constraints on Government Powers	0.44	-0.01	19/34	8/17	103/140
Absence of Corruption	0.31	-0.01	22/34	11/17	119/140
Open Government	0.46	0.00	10/34	4/17	88/140
Fundamental Rights	0.51	-0.01	13/34	6/17	84/140
Order and Security	0.49	0.01	30/34	14/17	133/140
Regulatory Enforcement	0.48	0.00	10/34	3/17	78/140
Civil Justice	0.41	0.00	27/34	12/17	118/140
Criminal Justice	0.29	0.00	32/34	15/17	126/140



* Indicates statistically significant change at the 10 percent level

Low Medium High

Mali Sub-Saharan Africa Low



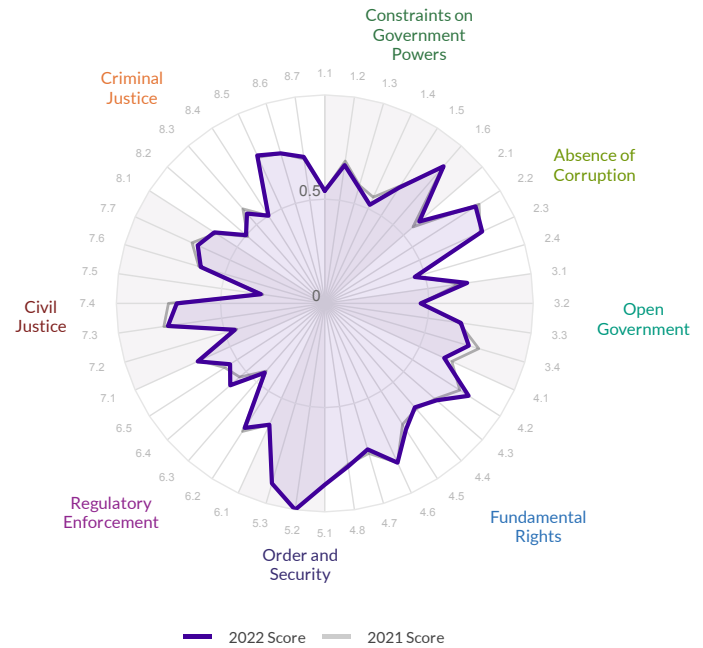
Malta

Region: EU, EFTA, and North America
Income Group: High

The scores range from 0 to 1, where 1 signifies the highest possible score and 0 signifies the lowest possible score.

Overall Score	Regional Rank	Income Rank	Global Rank
0.68	22/31	29/43	30/140
Score Change	Rank Change		
0.00	0		

	Factor Score	Score Change	Regional Rank	Income Rank	Global Rank
Constraints on Government Powers	0.64	-0.01	25/31	33/43	38/140
Absence of Corruption	0.68	0.00	20/31	29/43	29/140
Open Government	0.63	0.00	24/31	31/43	32/140
Fundamental Rights	0.74	0.00	20/31	25/43	26/140
Order and Security	0.92	0.00	5/31	7/43	7/140
Regulatory Enforcement	0.59	0.00	26/31	38/43	44/140
Civil Justice	0.60	-0.01	25/31	36/43	47/140
Criminal Justice	0.63	0.00	20/31	27/43	27/140



* Indicates statistically significant change at the 10 percent level

Low Medium High

Malta EU, EFTA, and North America High

Factor	Score	Regional Rank	Income Rank	Global Rank
Constraints on Government Powers				
1.1 Limits by legislature	0.54			
1.2 Limits by judiciary	0.67			
1.3 Independent auditing	0.58			
1.4 Sanctions for official misconduct	0.52			
1.5 Non-governmental checks	0.66			
1.6 Lawful transition of power	0.87			
Absence of Corruption				
2.1 In the executive branch	0.60			
2.2 In the judiciary	0.86			
2.3 In the police/military	0.83			
2.4 In the legislature	0.45			
Open Government				
3.1 Publicized laws and gov't data	0.69			
3.2 Right to information	0.46			
3.3 Civic participation	0.66			
3.4 Complaint mechanisms	0.72			
Fundamental Rights				
4.1 No discrimination	0.63			
4.2 Right to life and security	0.82			
4.3 Due process of law	0.71			
4.4 Freedom of expression	0.66			
4.5 Freedom of religion	0.72			
4.6 Right to privacy	0.84			
4.7 Freedom of association	0.73			
4.8 Labor rights	0.79			
Order and Security				
5.1 Absence of crime	0.87			
5.2 Absence of civil conflict	1.00			
5.3 Absence of violent redress	0.90			
Regulatory Enforcement				
6.1 Effective regulatory enforcement	0.64			
6.2 No improper influence	0.71			
6.3 No unreasonable delay	0.44			
6.4 Respect for due process	0.60			
6.5 No expropriation w/out adequate compensation	0.54			
Civil Justice				
7.1 Accessibility and affordability	0.67			
7.2 No discrimination	0.45			
7.3 No corruption	0.76			
7.4 No improper gov't influence	0.71			
7.5 No unreasonable delay	0.31			
7.6 Effective enforcement	0.62			
7.7 Impartial and effective ADRs	0.67			
Criminal Justice				
8.1 Effective investigations	0.63			
8.2 Timely and effective adjudication	0.50			
8.3 Effective correctional system	0.57			
8.4 No discrimination	0.50			
8.5 No corruption	0.78			
8.6 No improper gov't influence	0.75			
8.7 Due process of law	0.71			

Mauritania

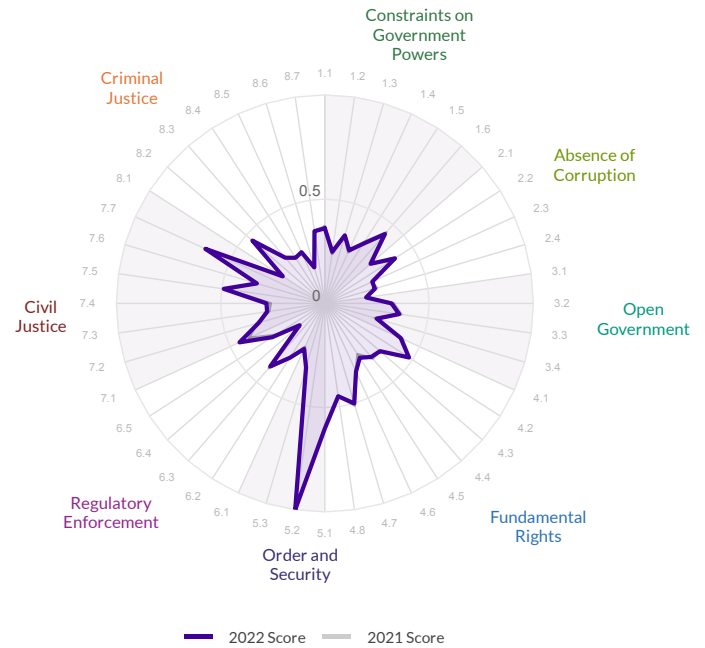
Region: Sub-Saharan Africa
Income Group: Lower-Middle

The scores range from 0 to 1, where 1 signifies the highest possible score and 0 signifies the lowest possible score.

Overall Score	Regional Rank	Income Rank	Global Rank
0.37	32/34	32/38	131/140

Score Change	Rank Change
0.00	3▲

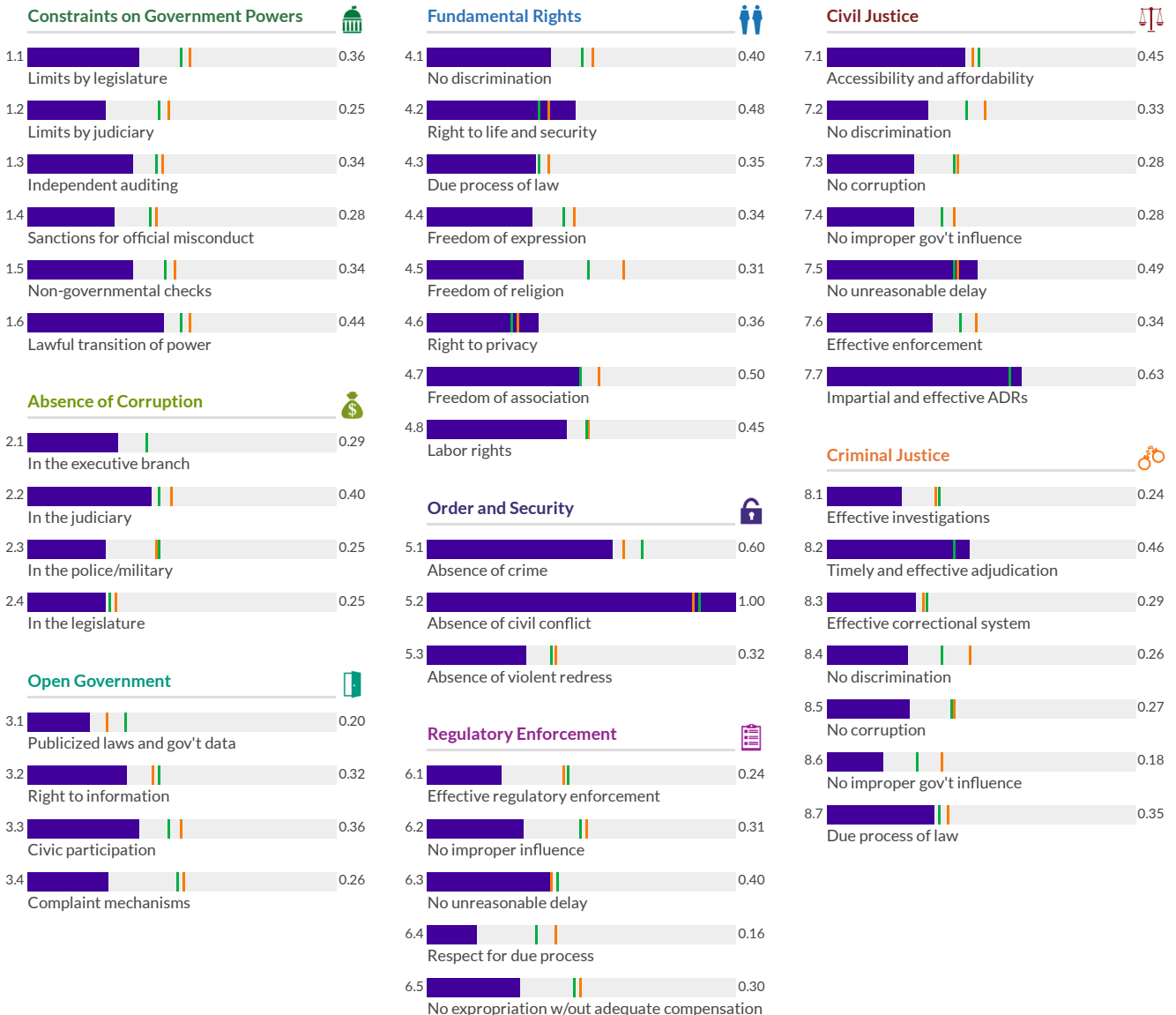
	Factor Score	Score Change	Regional Rank	Income Rank	Global Rank
Constraints on Government Powers	0.33	0.00	32/34	32/38	128/140
Absence of Corruption	0.30	0.00	25/34	31/38	125/140
Open Government	0.29	0.00	34/34	35/38	136/140
Fundamental Rights	0.40	0.00	28/34	28/38	121/140
Order and Security	0.64	0.00	18/34	27/38	106/140
Regulatory Enforcement	0.28	0.00	34/34	37/38	138/140
Civil Justice	0.40	0.01	29/34	30/38	123/140
Criminal Justice	0.29	0.00	31/34	30/38	125/140



* Indicates statistically significant change at the 10 percent level

Low Medium High

Mauritania Sub-Saharan Africa Lower-Middle

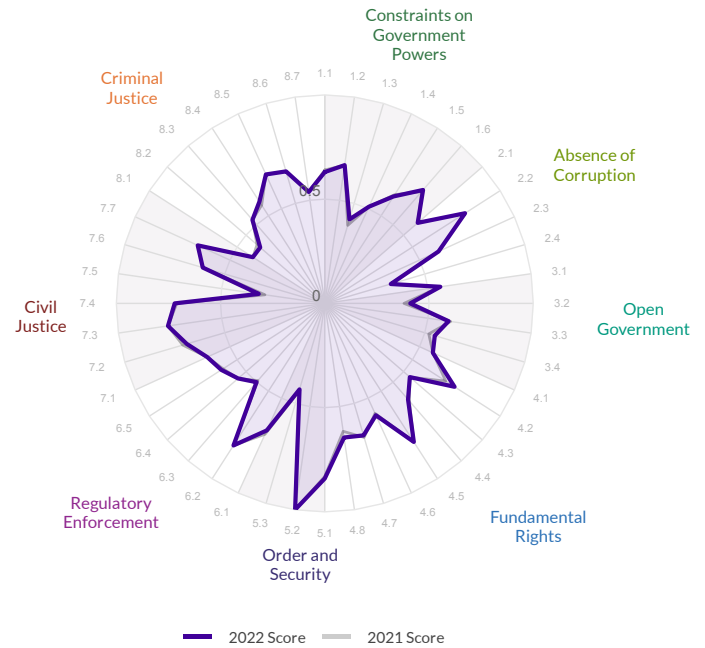


Mauritius

The scores range from 0 to 1, where 1 signifies the highest possible score and 0 signifies the lowest possible score.

Overall Score	Regional Rank	Income Rank	Global Rank
0.61	2/34	5/42	45/140
Score Change	Rank Change		
0.00	0		

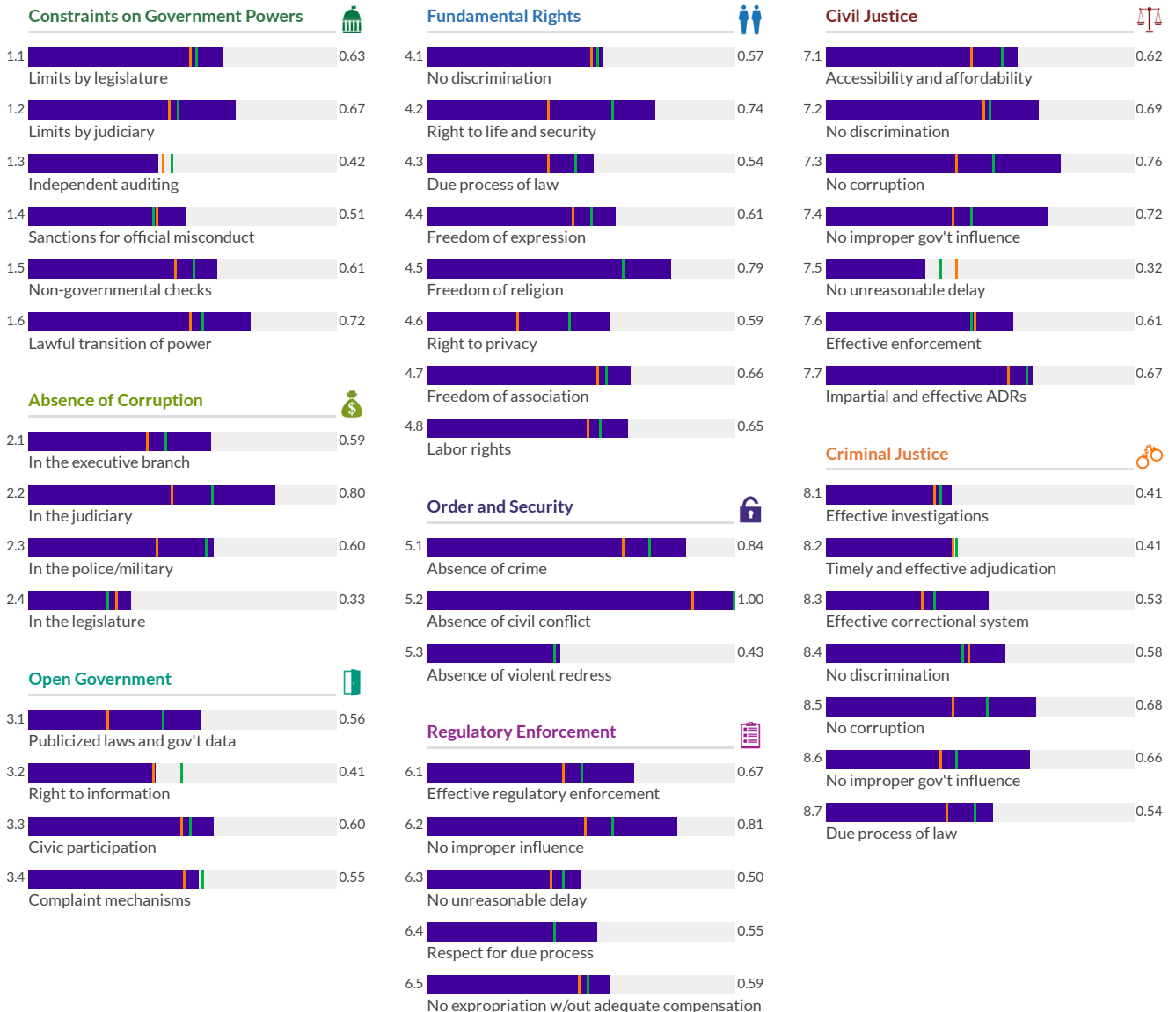
	Factor Score	Score Change	Regional Rank	Income Rank	Global Rank
Constraints on Government Powers	0.59	0.00	6/34	7/42	47/140
Absence of Corruption	0.58	0.00	2/34	7/42	46/140
Open Government	0.53	0.01	4/34	18/42	60/140
Fundamental Rights	0.64	0.01	2/34	8/42	46/140
Order and Security	0.75	0.00	3/34	17/42	59/140
Regulatory Enforcement	0.62	0.00	1/34	2/42	36/140
Civil Justice	0.63	0.00	2/34	4/42	37/140
Criminal Justice	0.54	0.00	4/34	8/42	47/140



* Indicates statistically significant change at the 10 percent level

Low Medium High

Mauritius Sub-Saharan Africa Upper-Middle



Mexico

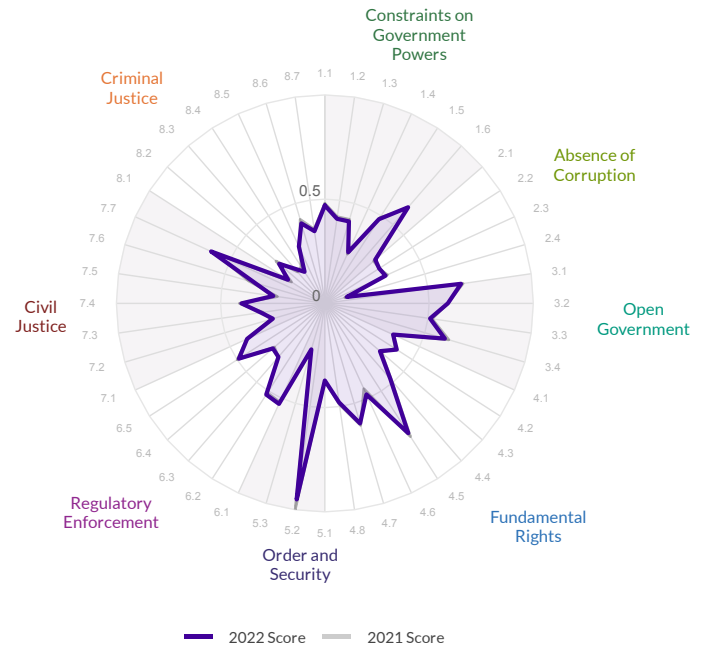
Region: Latin America and Caribbean
Income Group: Upper-Middle

The scores range from 0 to 1, where 1 signifies the highest possible score and 0 signifies the lowest possible score.

Overall Score	Regional Rank	Income Rank	Global Rank
0.42	27/32	39/42	115/140

Score Change	Rank Change
-0.01 ▾	-2 ▾

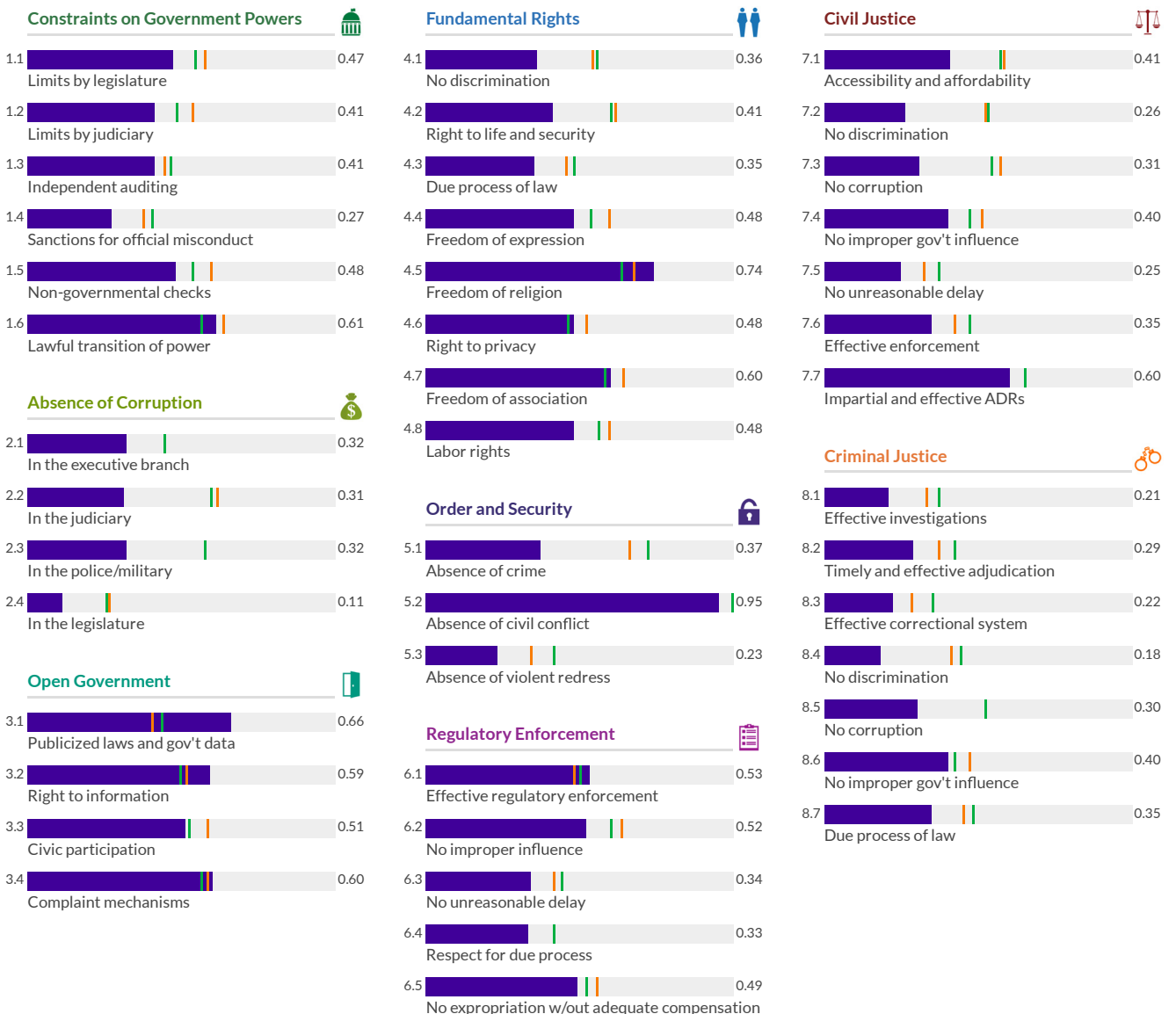
	Factor Score	Score Change	Regional Rank	Income Rank	Global Rank
Constraints on Government Powers	0.44	0.00	26/32	33/42	102/140
Absence of Corruption	0.26	0.00	30/32	41/42	134/140
Open Government	0.59	-0.01	7/32	7/42	44/140
Fundamental Rights	0.49	0.00	25/32	31/42	91/140
Order and Security	0.52	-0.02*	30/32	41/42	130/140
Regulatory Enforcement	0.44	0.00	24/32	36/42	104/140
Civil Justice	0.37	0.00	28/32	40/42	131/140
Criminal Justice	0.28	-0.01	25/32	40/42	128/140



* Indicates statistically significant change at the 10 percent level

Low Medium High

Mexico Latin America and Caribbean Upper-Middle



Moldova

Region: Eastern Europe and Central Asia
Income Group: Upper-Middle

The scores range from 0 to 1, where 1 signifies the highest possible score and 0 signifies the lowest possible score.

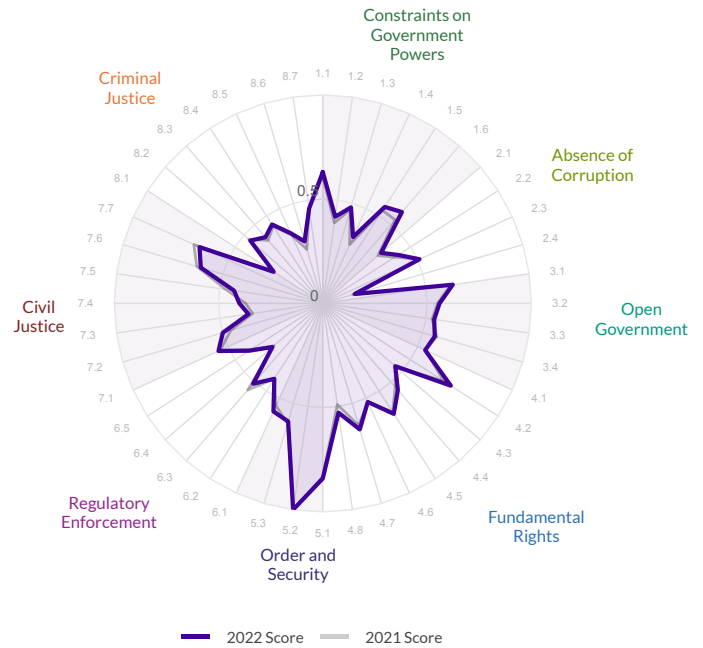
Overall Score	Regional Rank	Income Rank	Global Rank
0.52	5/14	20/42	68/140

Score Change	Rank Change
0.01 ▲	5 ▲

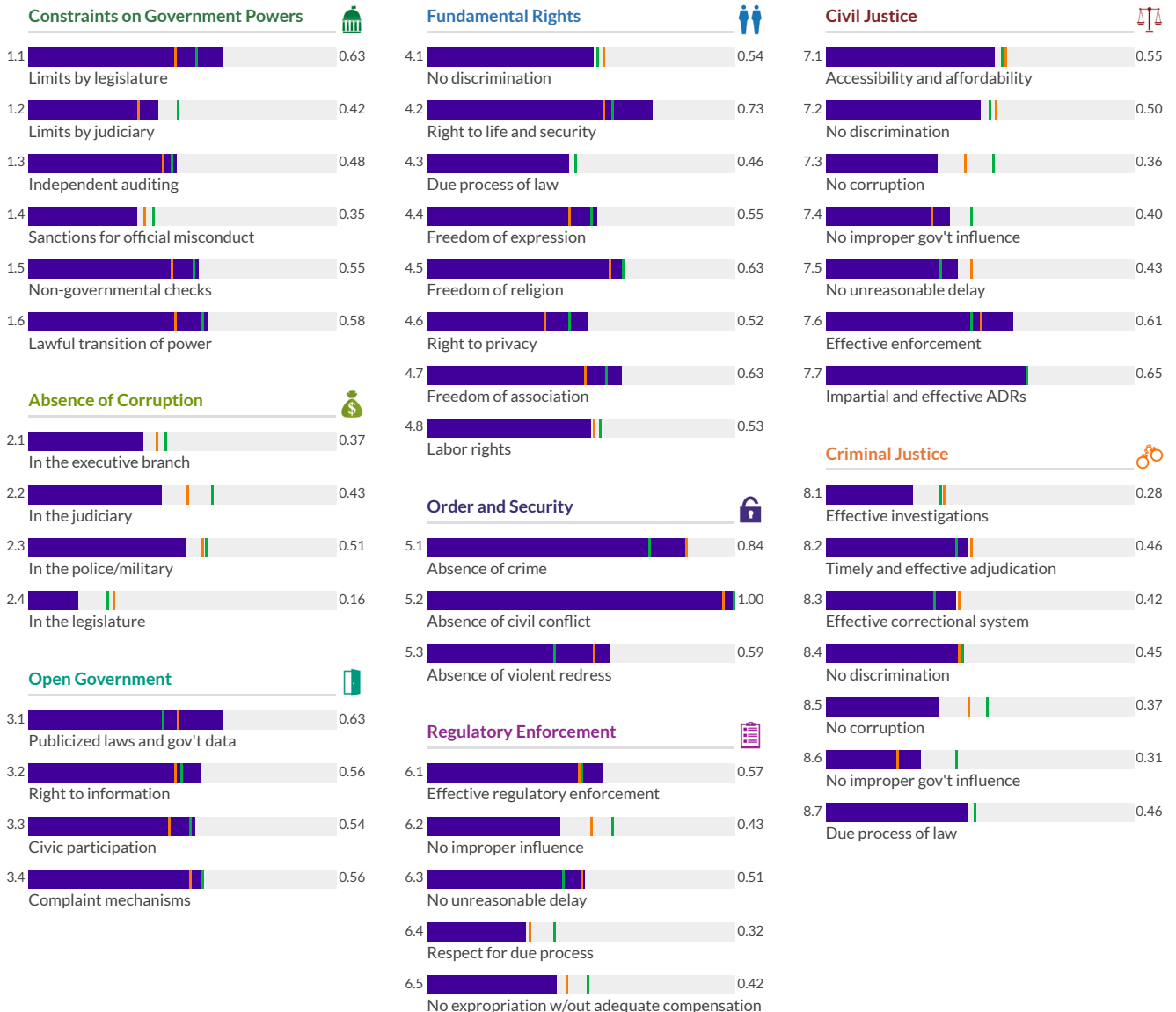
Factor	Score	Score Change	Regional Rank	Income Rank	Global Rank
Constraints on Government Powers	0.50	0.03*	3/14	22/42	79/140
Absence of Corruption	0.37	0.01	11/14	34/42	105/140
Open Government	0.57	0.01	3/14	11/42	48/140
Fundamental Rights	0.57	0.02	7/14	21/42	66/140
Order and Security	0.81	0.00	4/14	5/42	39/140
Regulatory Enforcement	0.45	0.00	8/14	33/42	97/140
Civil Justice	0.50	0.00	8/14	23/42	77/140
Criminal Justice	0.39	0.01	10/14	28/42	85/140

* Indicates statistically significant change at the 10 percent level

Low Medium High



— Moldova — Eastern Europe and Central Asia — Upper-Middle



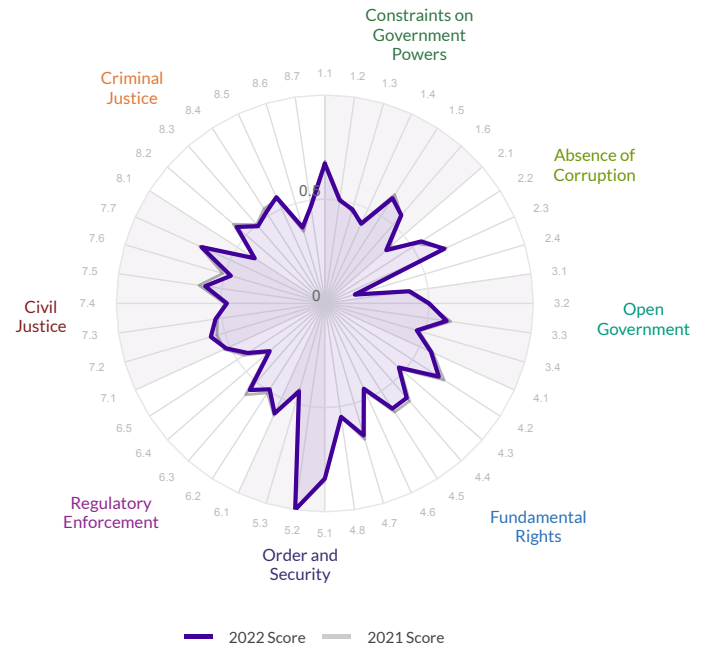
Mongolia

Region: East Asia and Pacific
Income Group: Lower-Middle

The scores range from 0 to 1, where 1 signifies the highest possible score and 0 signifies the lowest possible score.

Overall Score	Regional Rank	Income Rank	Global Rank
0.54	8/15	3/38	62/140
Score Change	Rank Change		
-0.01 ▾	-1 ▾		

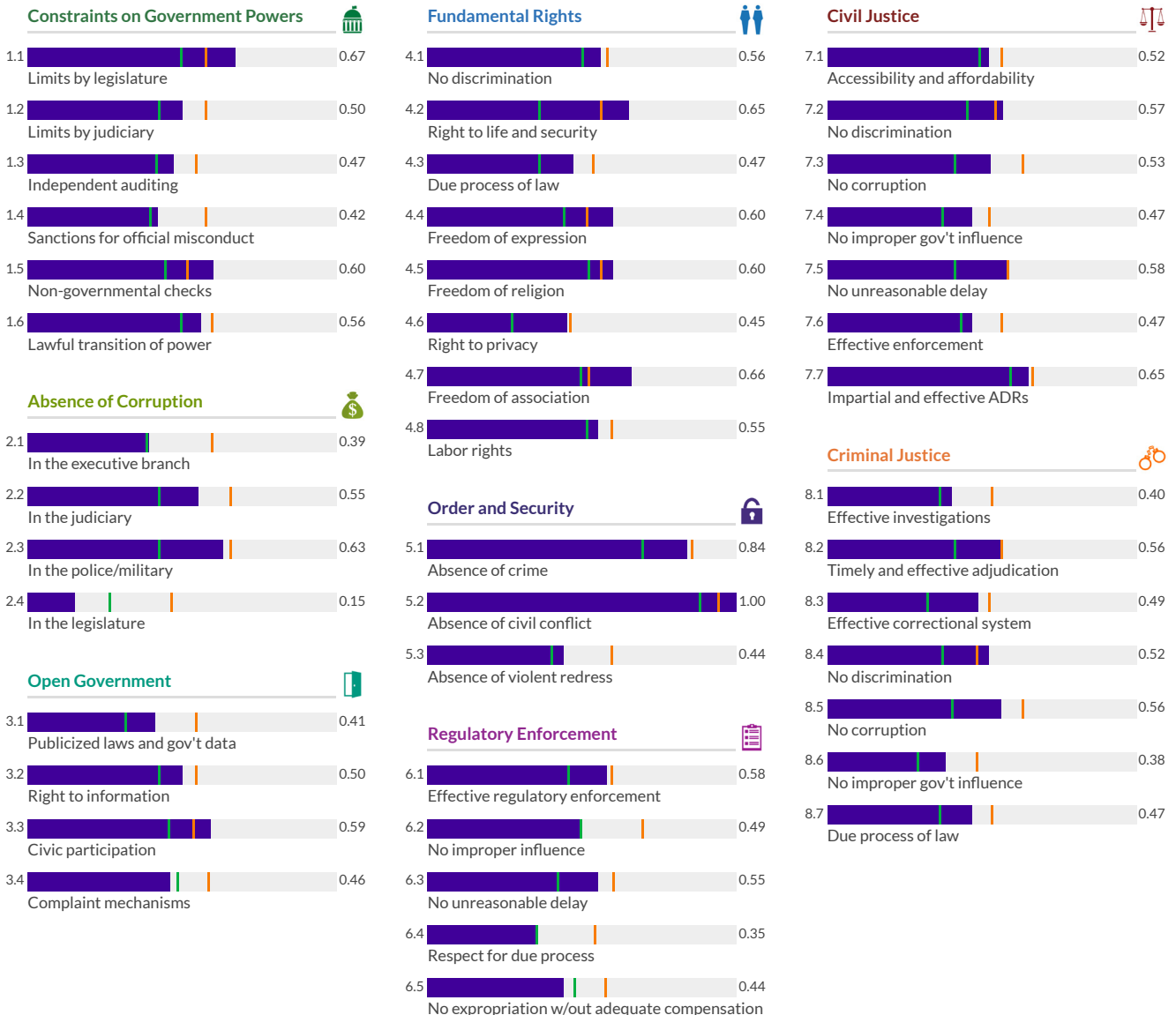
Factor	Score	Score Change	Regional Rank	Income Rank	Global Rank
Constraints on Government Powers	0.54	-0.01	9/15	7/38	68/140
Absence of Corruption	0.43	0.00	12/15	10/38	84/140
Open Government	0.49	0.00	9/15	9/38	73/140
Fundamental Rights	0.57	-0.01	7/15	4/38	67/140
Order and Security	0.76	0.00	10/15	4/38	58/140
Regulatory Enforcement	0.48	-0.02	10/15	11/38	77/140
Civil Justice	0.54	-0.01	8/15	5/38	65/140
Criminal Justice	0.48	-0.01	8/15	1/38	58/140



* Indicates statistically significant change at the 10 percent level

Low Medium High

Mongolia East Asia and Pacific Lower-Middle



Morocco

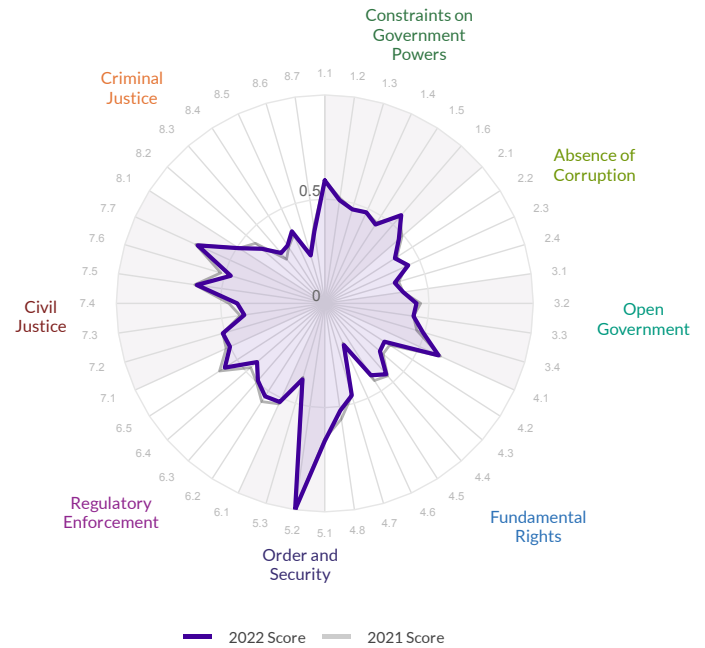
Region: Middle East and North Africa
Income Group: Lower-Middle

The scores range from 0 to 1, where 1 signifies the highest possible score and 0 signifies the lowest possible score.

Overall Score	Regional Rank	Income Rank	Global Rank
0.48	5/8	15/38	94/140

Score Change	Rank Change
-0.01 ▾	-4 ▾

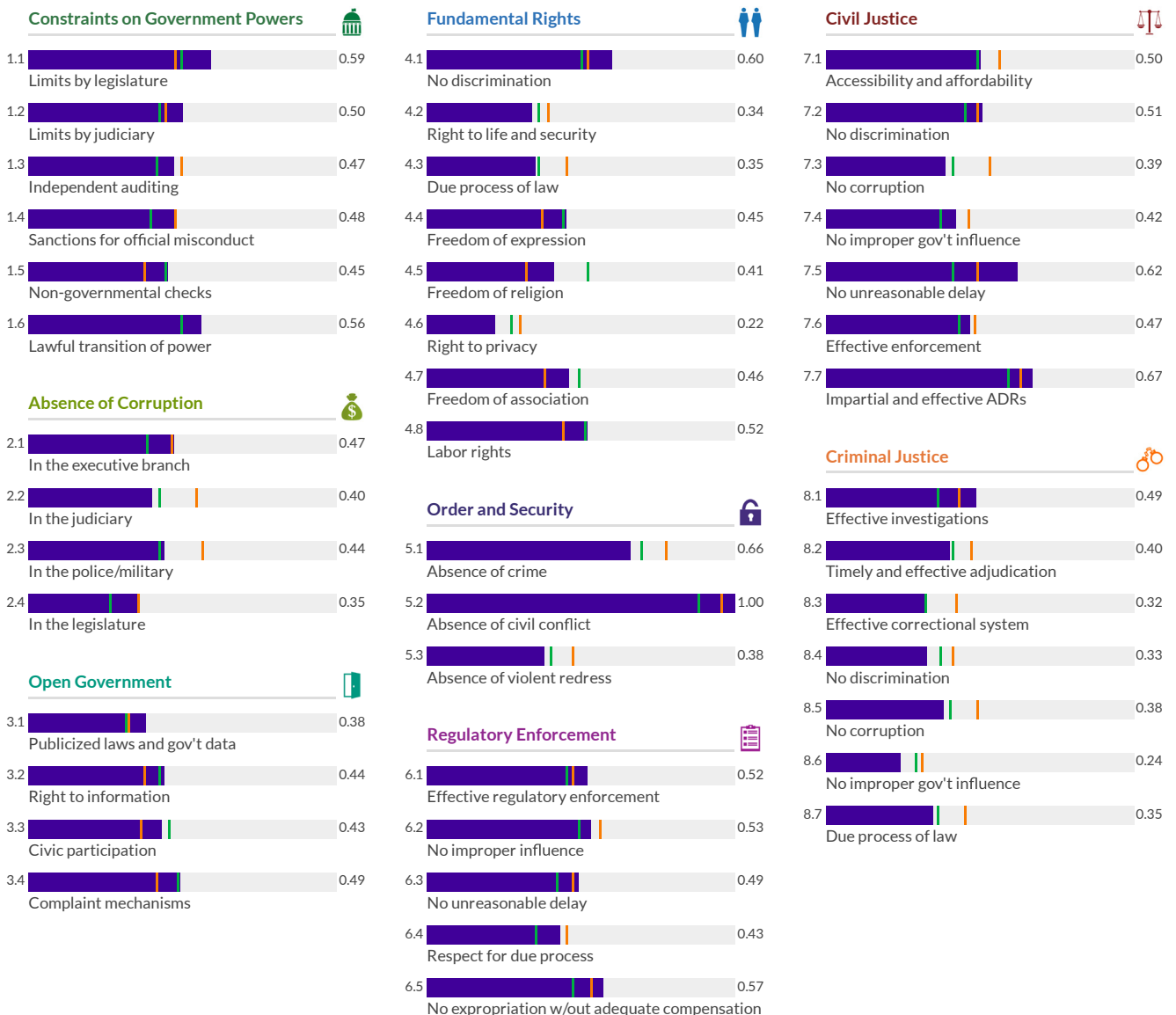
	Factor Score	Score Change	Regional Rank	Income Rank	Global Rank
Constraints on Government Powers	0.51	0.00	3/8	8/38	73/140
Absence of Corruption	0.42	-0.01	5/8	12/38	89/140
Open Government	0.43	0.00	2/8	17/38	98/140
Fundamental Rights	0.42	-0.01	6/8	23/38	114/140
Order and Security	0.68	0.00	6/8	19/38	93/140
Regulatory Enforcement	0.51	-0.02	4/8	5/38	65/140
Civil Justice	0.51	-0.02	5/8	8/38	72/140
Criminal Justice	0.36	0.00	5/8	20/38	96/140



* Indicates statistically significant change at the 10 percent level

Low Medium High

Morocco Middle East and North Africa Lower-Middle



Mozambique

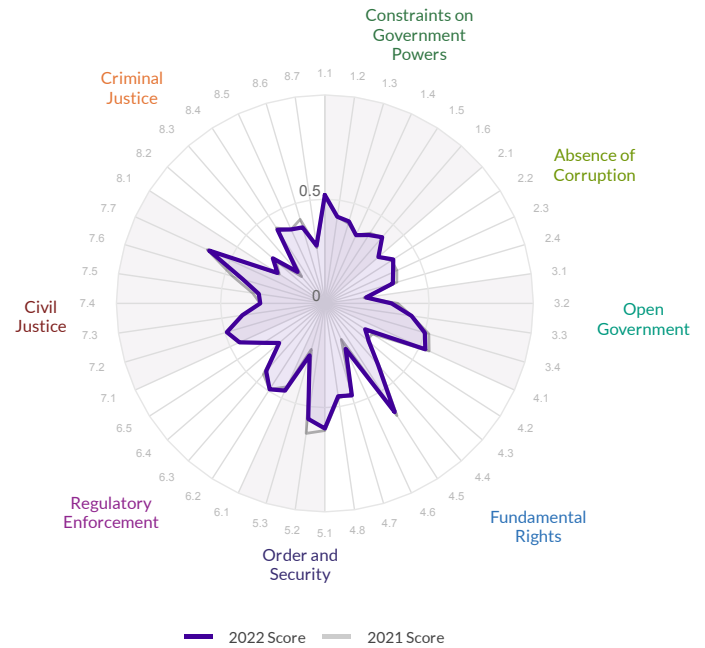
Region: Sub-Saharan Africa
Income Group: Low

The scores range from 0 to 1, where 1 signifies the highest possible score and 0 signifies the lowest possible score.

Overall Score	Regional Rank	Income Rank	Global Rank
0.40	26/34	12/17	122/140

Score Change	Rank Change
-0.01 ▾	1 ▲

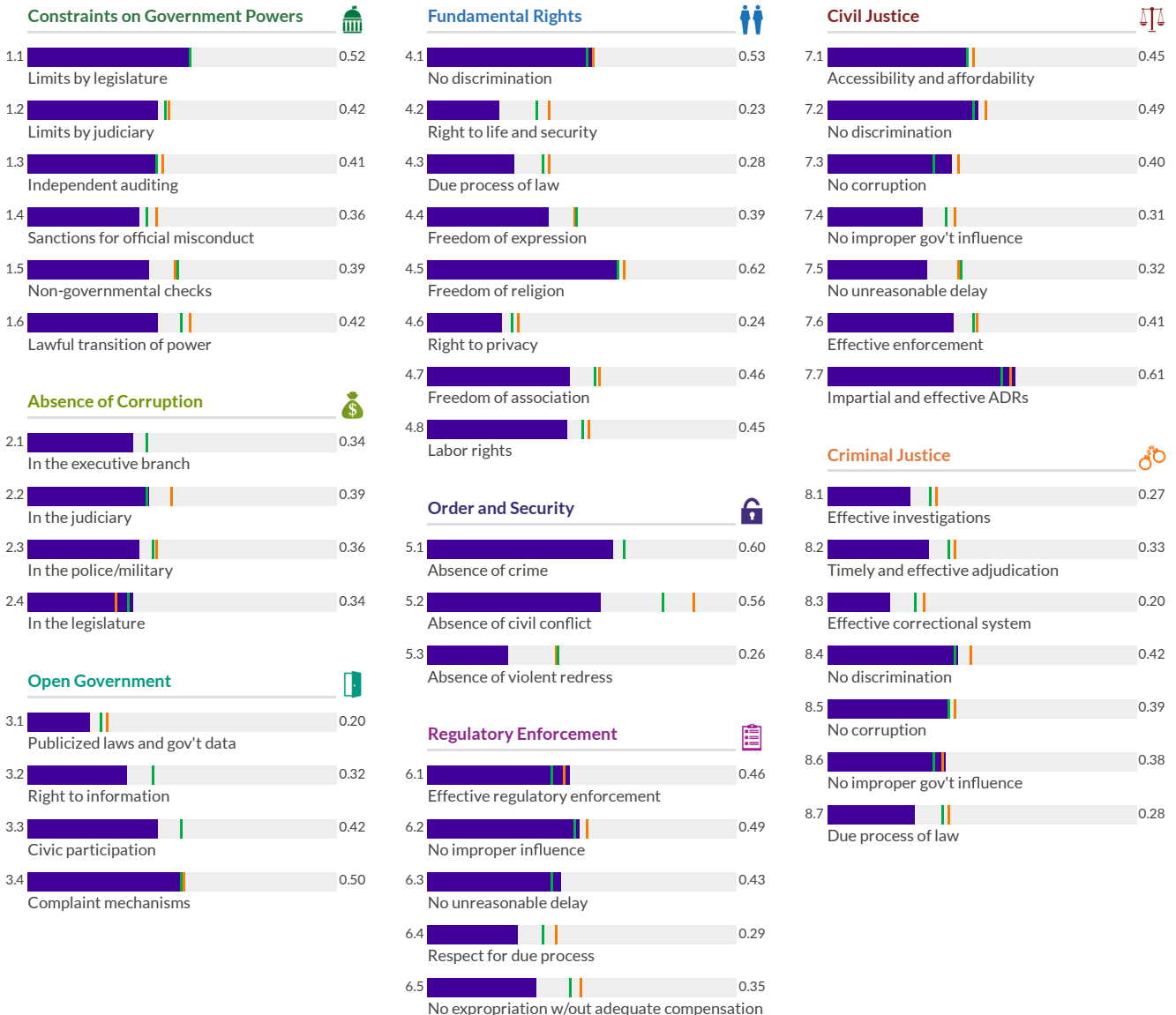
	Factor Score	Score Change	Regional Rank	Income Rank	Global Rank
Constraints on Government Powers	0.42	0.00	20/34	9/17	107/140
Absence of Corruption	0.35	-0.01	20/34	10/17	111/140
Open Government	0.36	-0.01	26/34	14/17	123/140
Fundamental Rights	0.40	0.00	26/34	13/17	119/140
Order and Security	0.48	-0.01	32/34	15/17	136/140
Regulatory Enforcement	0.40	0.00	23/34	8/17	119/140
Civil Justice	0.43	-0.01	24/34	9/17	113/140
Criminal Justice	0.32	0.00	28/34	13/17	118/140



* Indicates statistically significant change at the 10 percent level

Low Medium High

Mozambique Sub-Saharan Africa Low



Myanmar

The scores range from 0 to 1, where 1 signifies the highest possible score and 0 signifies the lowest possible score.

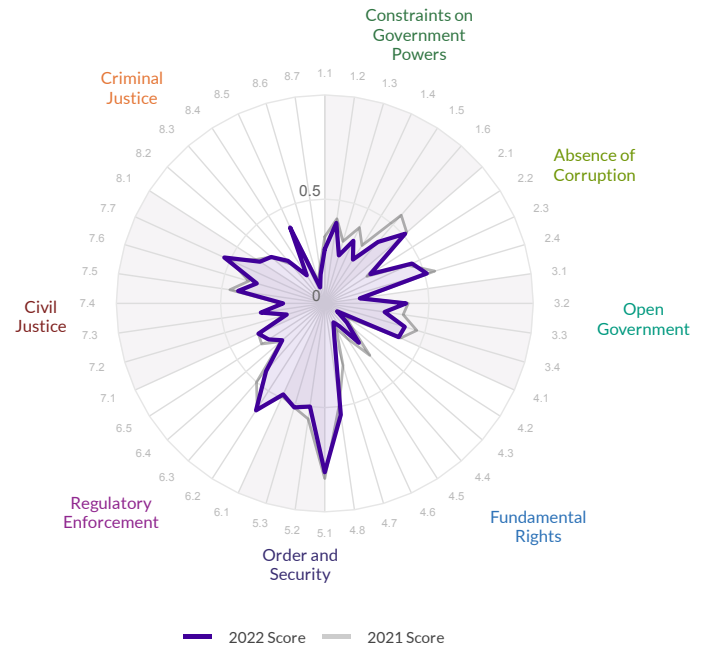
Overall Score	Regional Rank	Income Rank	Global Rank
0.36	14/15	33/38	132/140

Score Change	Rank Change
-0.03	-3

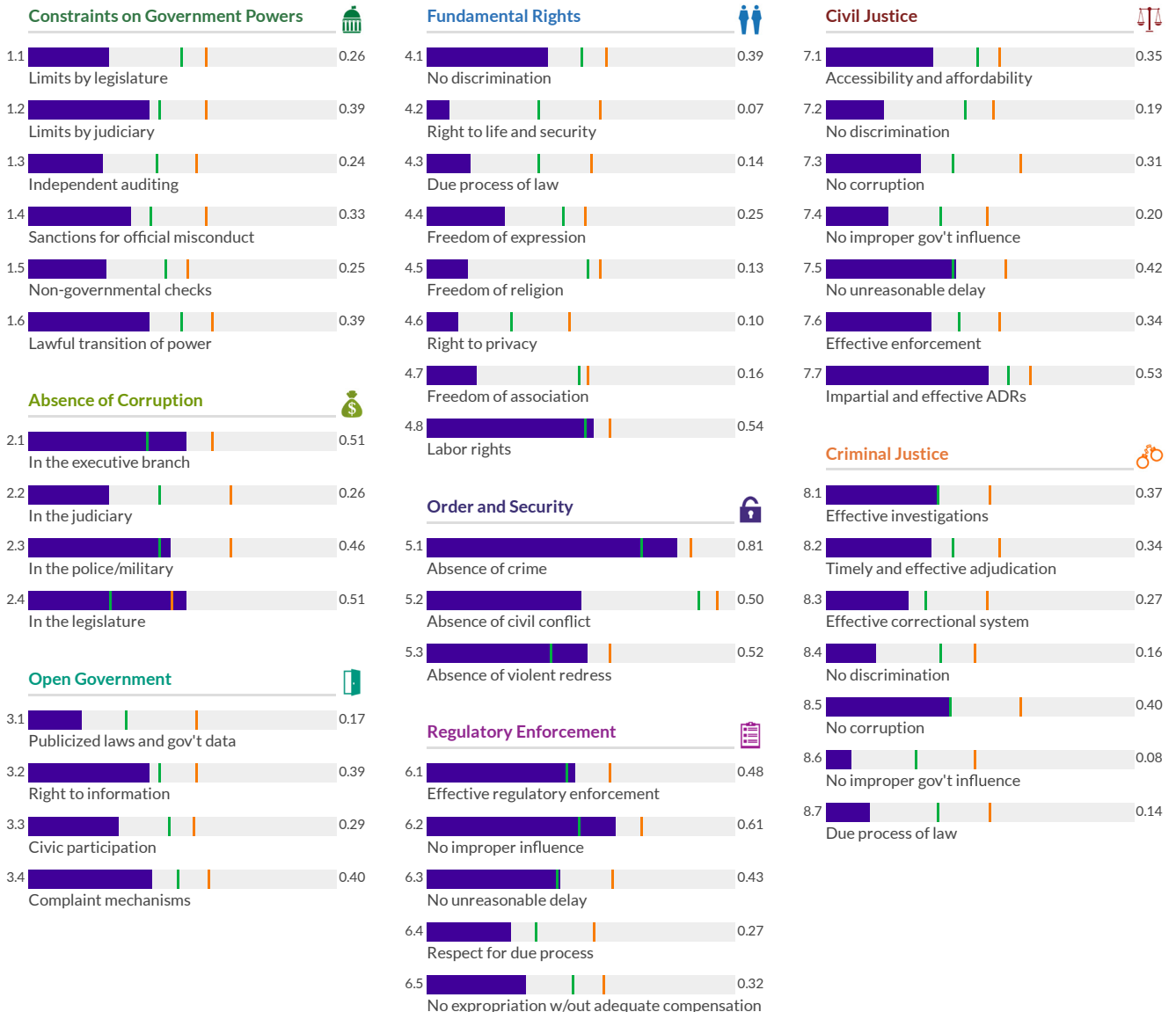
	Factor Score	Score Change	Regional Rank	Income Rank	Global Rank
Constraints on Government Powers	0.31	-0.08*	14/15	35/38	133/140
Absence of Corruption	0.43	0.00	11/15	8/38	80/140
Open Government	0.31	-0.05*	14/15	34/38	135/140
Fundamental Rights	0.22	-0.04*	15/15	37/38	139/140
Order and Security	0.61	-0.03*	15/15	31/38	120/140
Regulatory Enforcement	0.42	-0.02	14/15	24/38	113/140
Civil Justice	0.34	-0.01	14/15	36/38	137/140
Criminal Justice	0.25	-0.01	15/15	36/38	137/140

* Indicates statistically significant change at the 10 percent level

Low Medium High



Myanmar East Asia and Pacific Lower-Middle



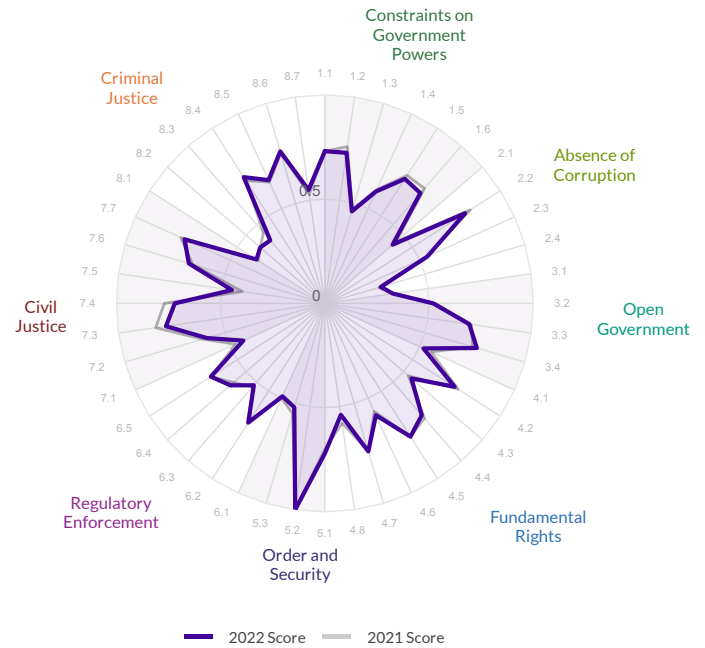
Namibia

Region: Sub-Saharan Africa
Income Group: Upper-Middle

The scores range from 0 to 1, where 1 signifies the highest possible score and 0 signifies the lowest possible score.

Overall Score	Regional Rank	Income Rank	Global Rank
0.61	3/34	6/42	46/140
Score Change	Rank Change		
-0.01	-2		

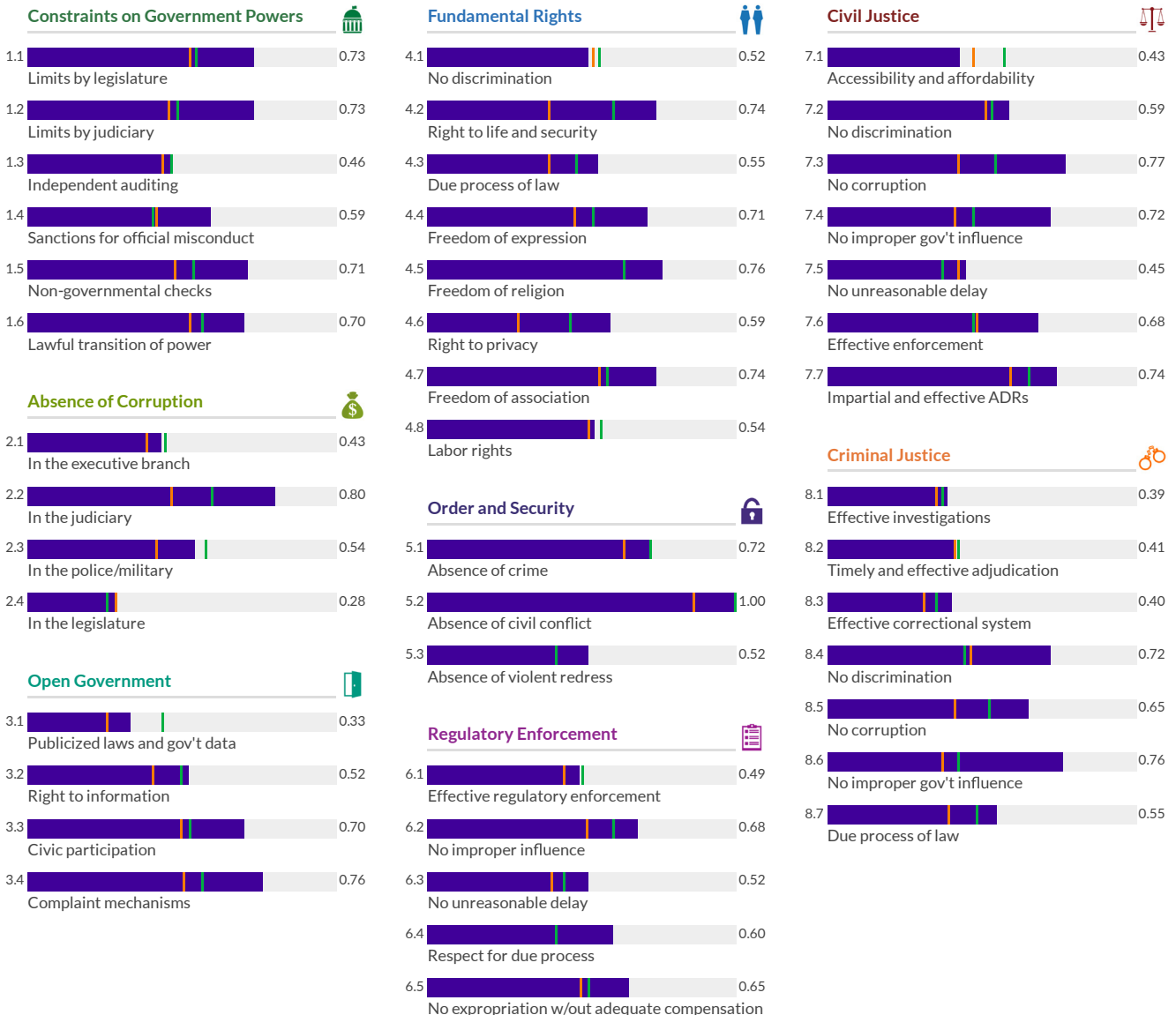
	Factor Score	Score Change	Regional Rank	Income Rank	Global Rank
Constraints on Government Powers	0.65	-0.01	2/34	2/42	35/140
Absence of Corruption	0.51	-0.01	5/34	14/42	57/140
Open Government	0.58	0.00	2/34	10/42	47/140
Fundamental Rights	0.64	-0.01	1/34	7/42	45/140
Order and Security	0.75	0.00	4/34	18/42	62/140
Regulatory Enforcement	0.59	0.00	4/34	5/42	43/140
Civil Justice	0.62	-0.02	3/34	5/42	39/140
Criminal Justice	0.55	0.00	2/34	6/42	42/140



* Indicates statistically significant change at the 10 percent level

Low Medium High

Namibia Sub-Saharan Africa Upper-Middle

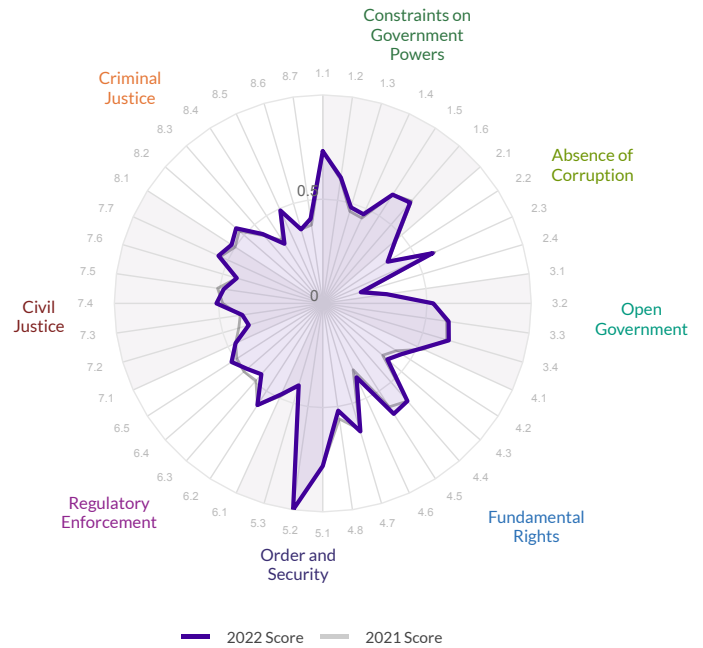


Nepal

The scores range from 0 to 1, where 1 signifies the highest possible score and 0 signifies the lowest possible score.

Overall Score	Regional Rank	Income Rank	Global Rank
0.52	1/6	5/38	69/140
Score Change	Rank Change		
0.00	1▲		

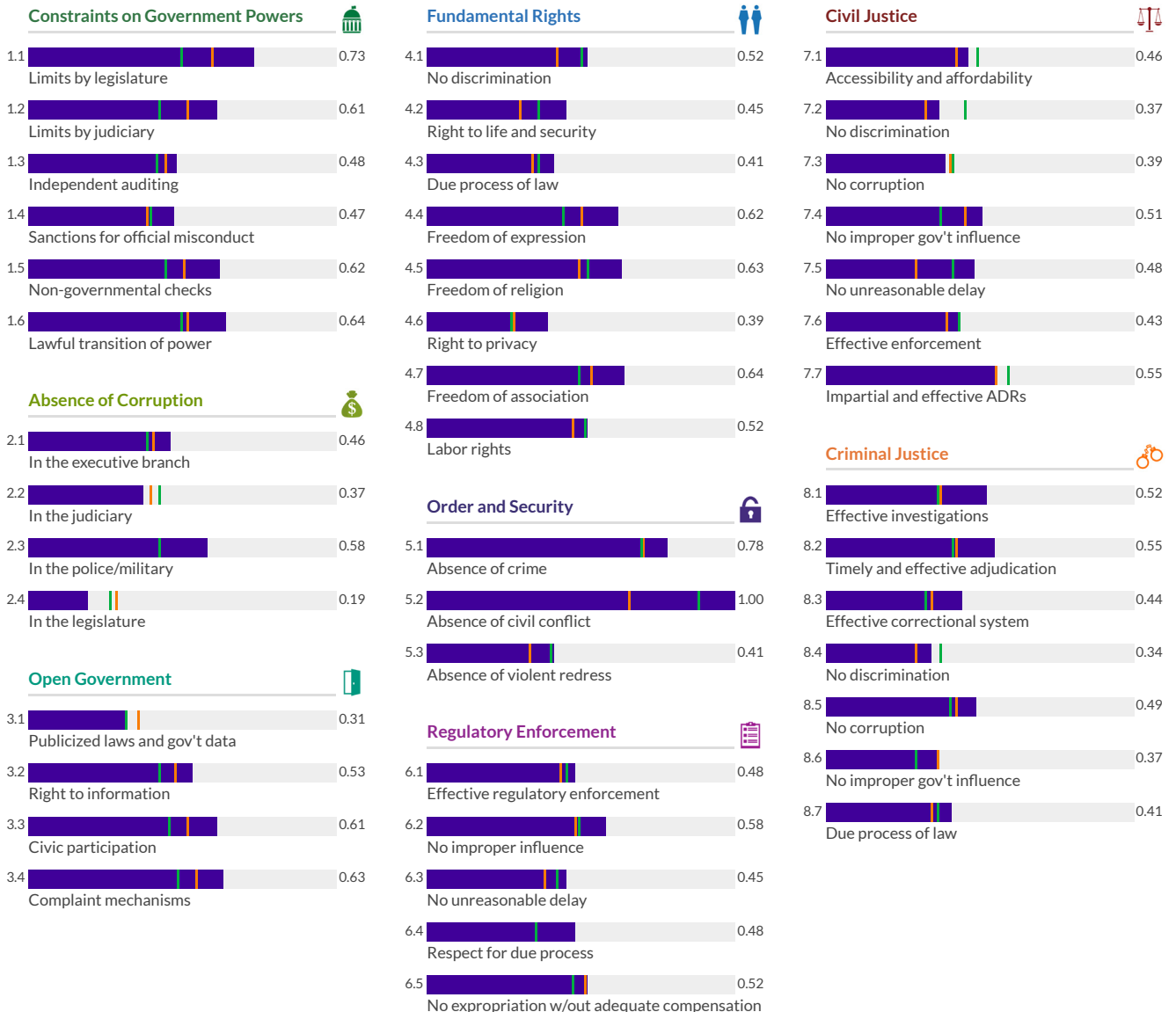
	Factor Score	Score Change	Regional Rank	Income Rank	Global Rank
Constraints on Government Powers	0.59	0.01	1/6	3/38	48/140
Absence of Corruption	0.40	-0.01	3/6	16/38	95/140
Open Government	0.52	0.01	2/6	4/38	62/140
Fundamental Rights	0.52	0.01	1/6	6/38	77/140
Order and Security	0.73	0.00	1/6	7/38	68/140
Regulatory Enforcement	0.50	-0.01	1/6	7/38	68/140
Civil Justice	0.46	-0.01	1/6	21/38	100/140
Criminal Justice	0.45	0.01	1/6	6/38	71/140



* Indicates statistically significant change at the 10 percent level

Low Medium High

Nepal South Asia Lower-Middle



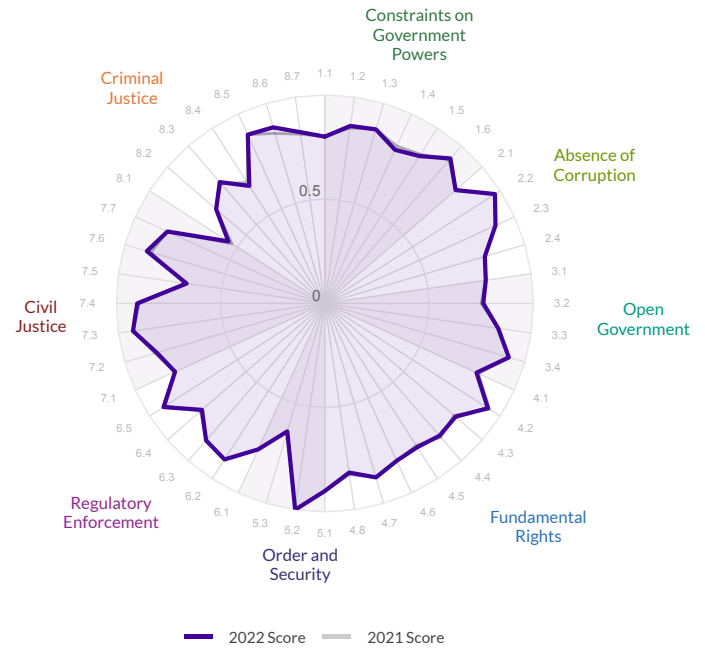
Netherlands

Region: EU, EFTA, and North America
Income Group: High

The scores range from 0 to 1, where 1 signifies the highest possible score and 0 signifies the lowest possible score.

Overall Score	Regional Rank	Income Rank	Global Rank
0.83	5/31	5/43	5/140
Score Change	Rank Change		
0.00	1▲		

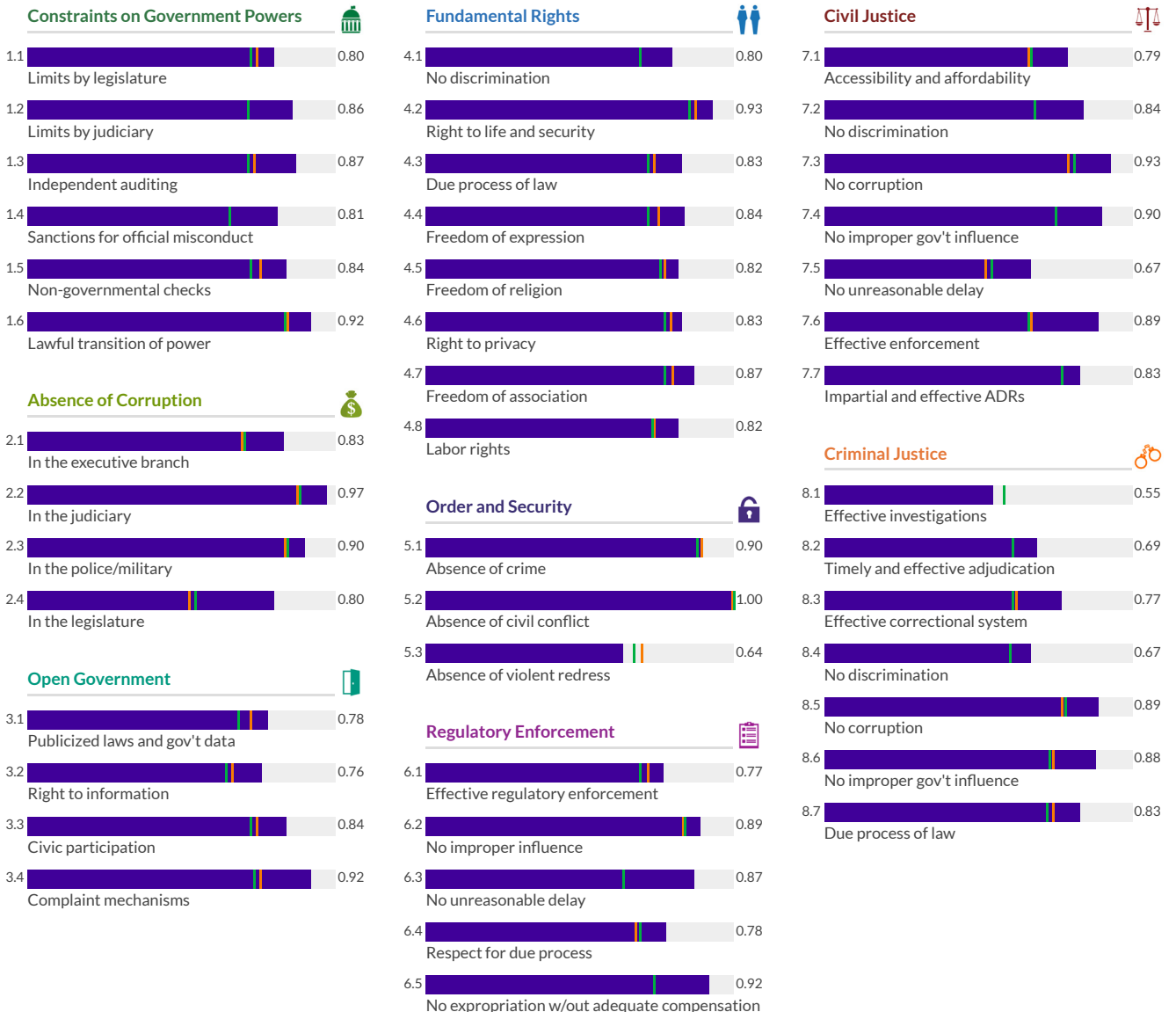
	Factor Score	Score Change	Regional Rank	Income Rank	Global Rank
Constraints on Government Powers	0.85	0.00	6/31	7/43	7/140
Absence of Corruption	0.88	0.00	5/31	7/43	7/140
Open Government	0.83	0.00	5/31	5/43	5/140
Fundamental Rights	0.84	0.00	9/31	9/43	9/140
Order and Security	0.85	0.00	18/31	24/43	25/140
Regulatory Enforcement	0.85	0.00	6/31	8/43	8/140
Civil Justice	0.84	0.00	3/31	3/43	3/140
Criminal Justice	0.75	0.01	7/31	9/43	9/140



* Indicates statistically significant change at the 10 percent level

Low Medium High

Netherlands EU, EFTA, and North America High



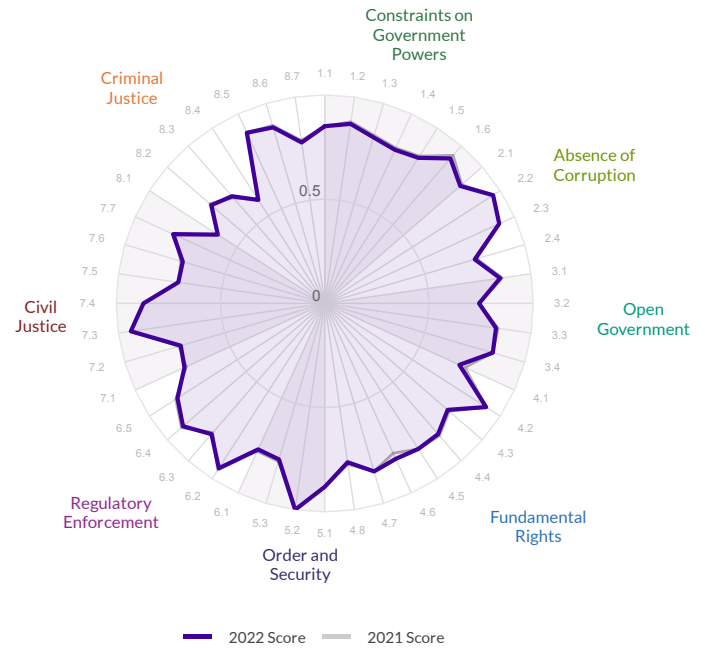
New Zealand

Region: East Asia and Pacific
Income Group: High

The scores range from 0 to 1, where 1 signifies the highest possible score and 0 signifies the lowest possible score.

Overall Score	Regional Rank	Income Rank	Global Rank
0.83	1/15	7/43	7/140
Score Change	Rank Change		
0.00	0		

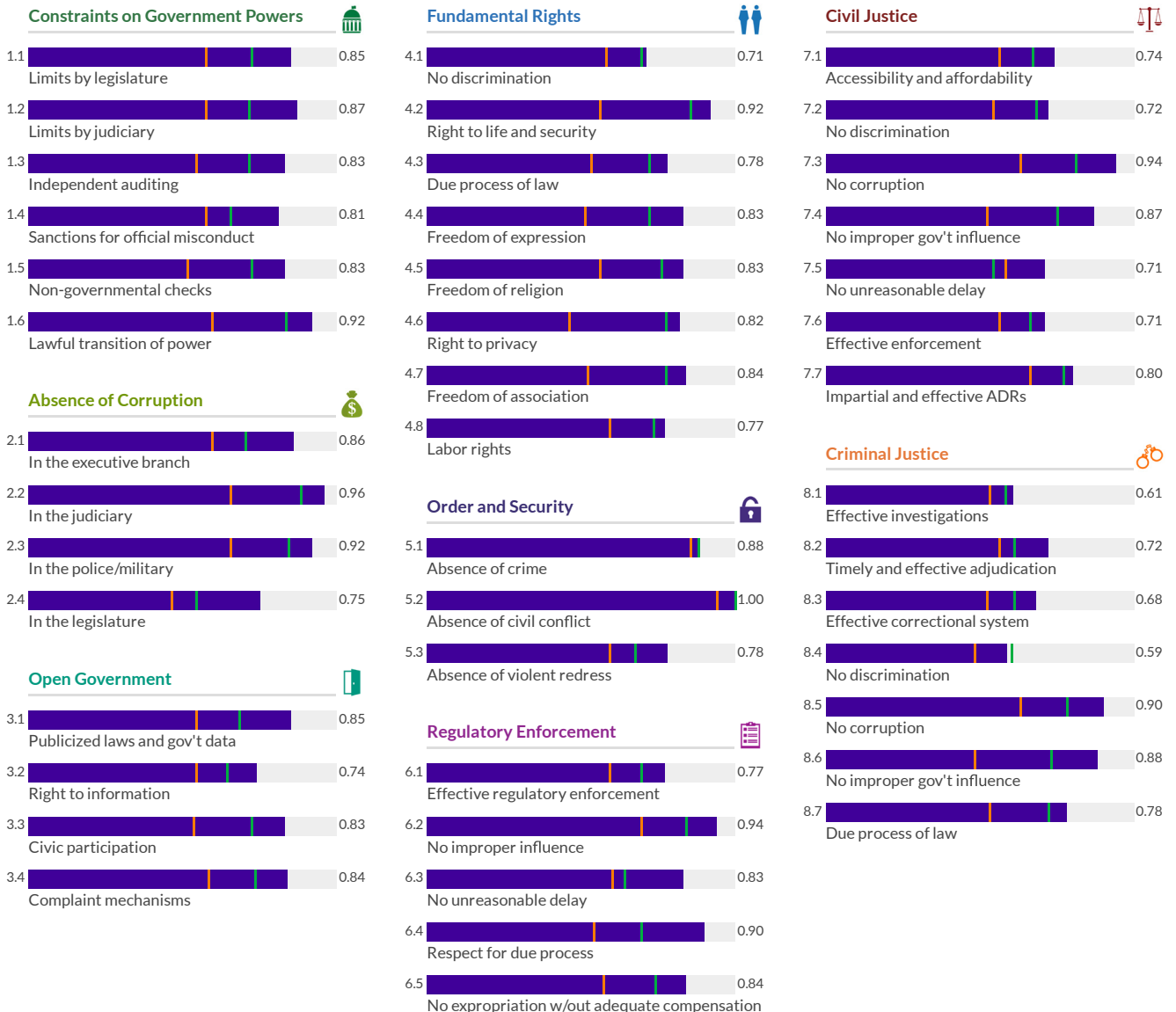
Factor	Score	Score Change	Regional Rank	Income Rank	Global Rank
Constraints on Government Powers	0.85	-0.01	1/15	6/43	6/140
Absence of Corruption	0.88	0.00	2/15	6/43	6/140
Open Government	0.81	0.00	1/15	6/43	6/140
Fundamental Rights	0.81	0.00	1/15	12/43	12/140
Order and Security	0.89	0.00	4/15	20/43	21/140
Regulatory Enforcement	0.85	-0.01	1/15	5/43	5/140
Civil Justice	0.78	0.00	2/15	10/43	10/140
Criminal Justice	0.74	0.00	3/15	11/43	11/140



* Indicates statistically significant change at the 10 percent level

Low Medium High

New Zealand East Asia and Pacific High



Nicaragua

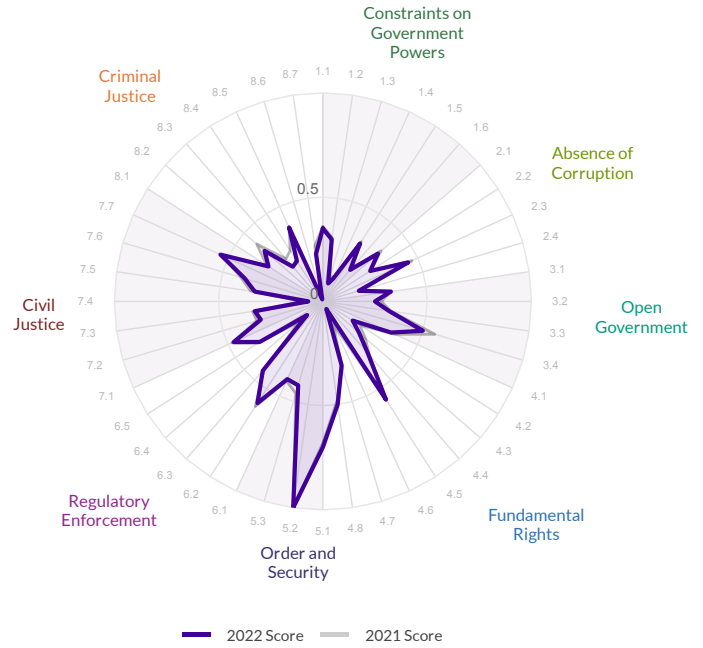
Region: Latin America and Caribbean
Income Group: Lower-Middle

The scores range from 0 to 1, where 1 signifies the highest possible score and 0 signifies the lowest possible score.

Overall Score	Regional Rank	Income Rank	Global Rank
0.36	30/32	34/38	133/140

Score Change	Rank Change
-0.02 ▾	-1 ▾

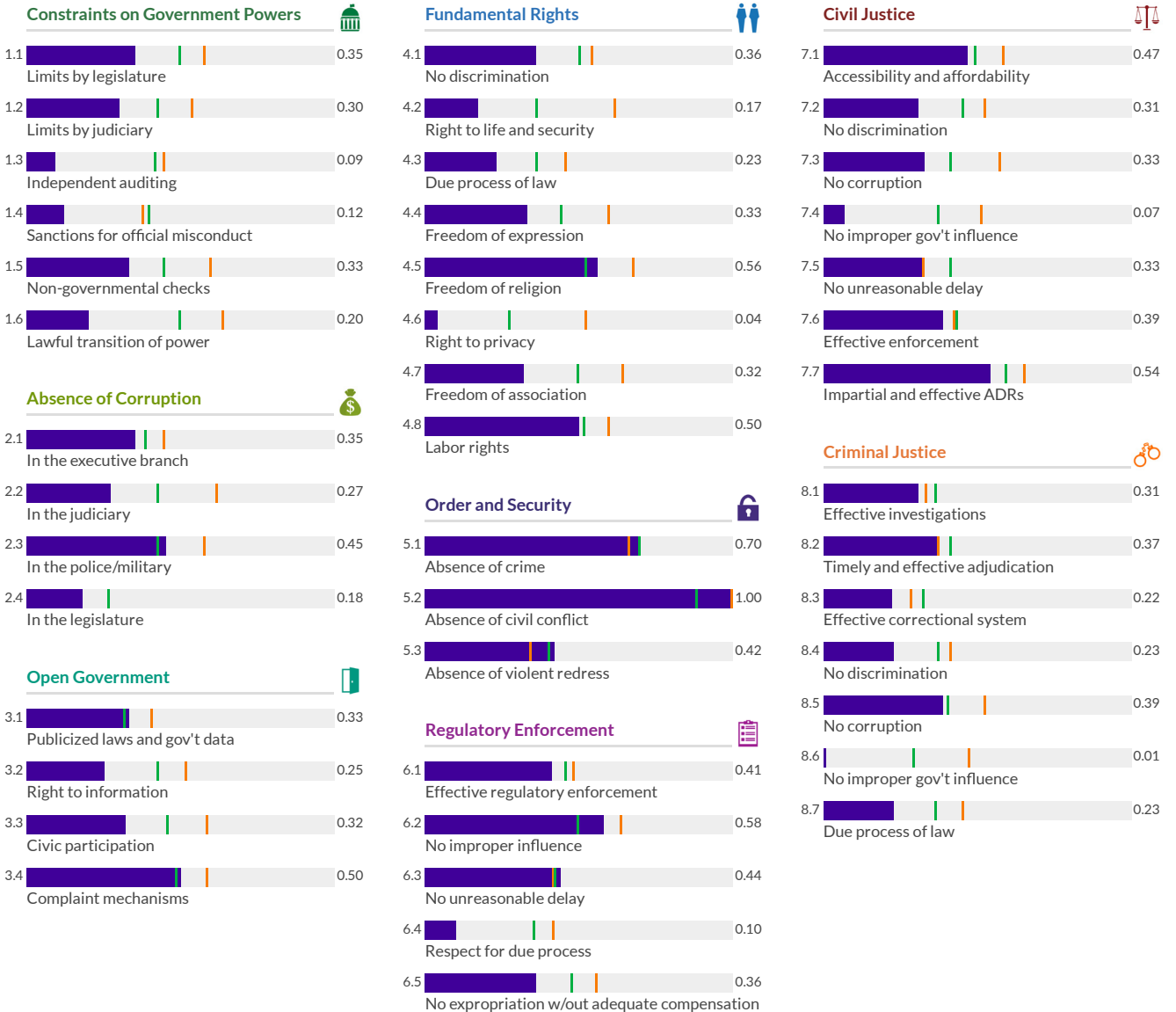
	Factor Score	Score Change	Regional Rank	Income Rank	Global Rank
Constraints on Government Powers	0.23	-0.01	31/32	38/38	139/140
Absence of Corruption	0.31	-0.01	27/32	29/38	121/140
Open Government	0.35	-0.03*	31/32	30/38	126/140
Fundamental Rights	0.31	-0.02	31/32	34/38	133/140
Order and Security	0.71	-0.01	11/32	14/38	82/140
Regulatory Enforcement	0.38	-0.02	30/32	33/38	128/140
Civil Justice	0.35	-0.01	29/32	35/38	134/140
Criminal Justice	0.25	-0.03	30/32	37/38	138/140



* Indicates statistically significant change at the 10 percent level

Low Medium High

Nicaragua Latin America and Caribbean Lower-Middle

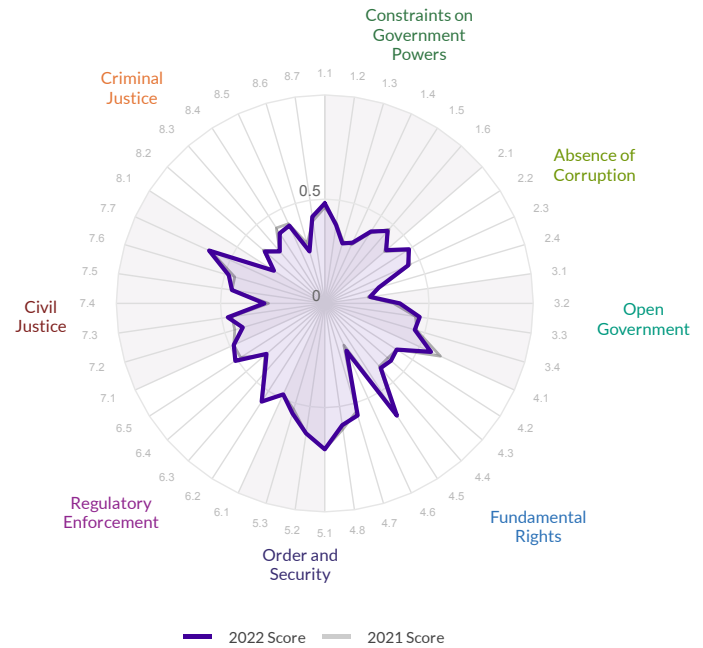


Niger

The scores range from 0 to 1, where 1 signifies the highest possible score and 0 signifies the lowest possible score.

Overall Score	Regional Rank	Income Rank	Global Rank
0.44	18/34	7/17	109/140
Score Change	Rank Change		
0.00	2▲		

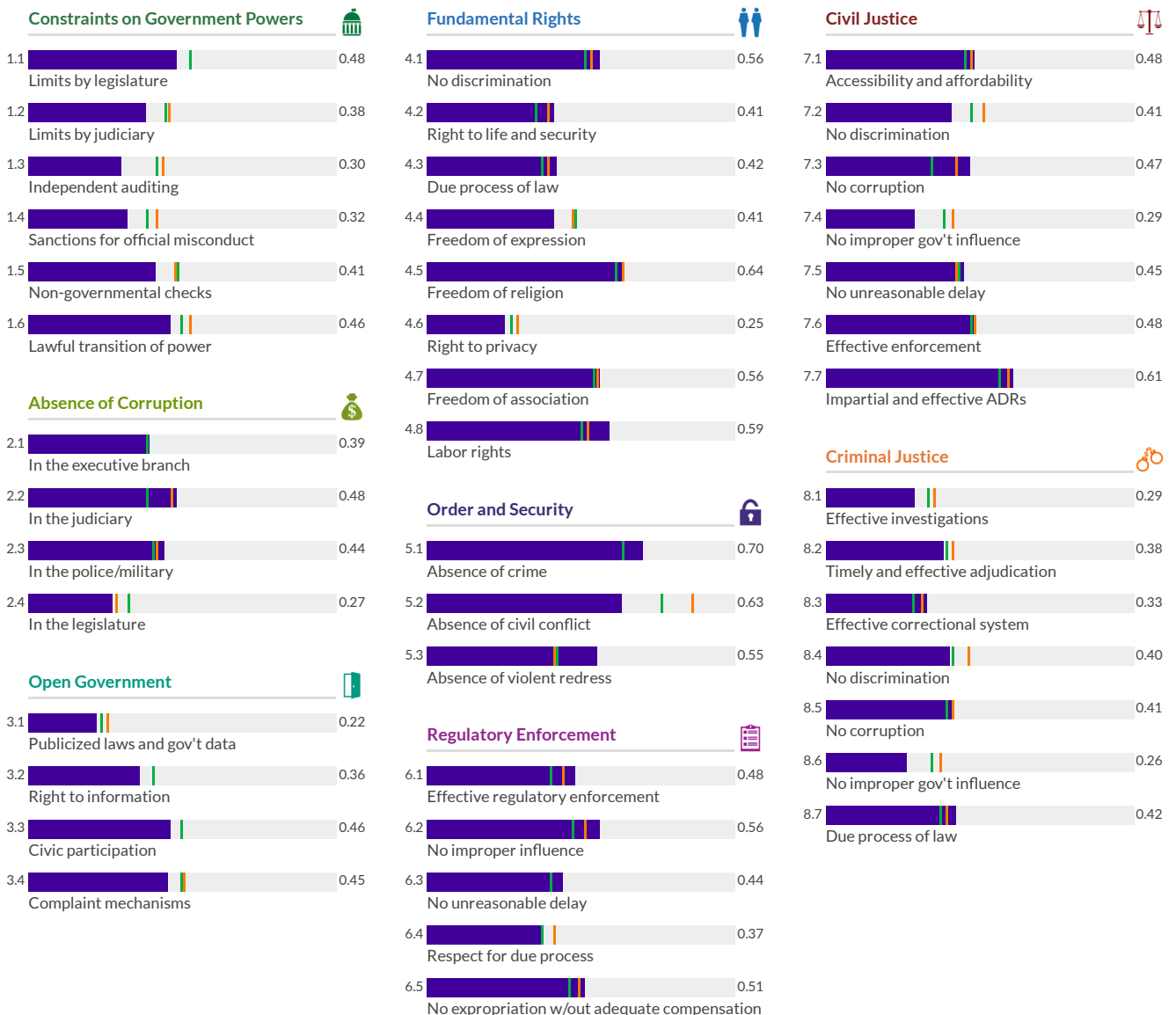
	Factor Score	Score Change	Regional Rank	Income Rank	Global Rank
Constraints on Government Powers	0.39	0.00	23/34	12/17	112/140
Absence of Corruption	0.39	0.00	14/34	7/17	97/140
Open Government	0.37	0.01	22/34	10/17	116/140
Fundamental Rights	0.48	0.00	16/34	9/17	92/140
Order and Security	0.62	0.01	20/34	8/17	114/140
Regulatory Enforcement	0.47	0.00	12/34	4/17	86/140
Civil Justice	0.45	0.00	17/34	5/17	101/140
Criminal Justice	0.36	-0.01	19/34	7/17	99/140



* Indicates statistically significant change at the 10 percent level

Low Medium High

— Niger — Sub-Saharan Africa — Low



Nigeria

Region: Sub-Saharan Africa
Income Group: Lower-Middle

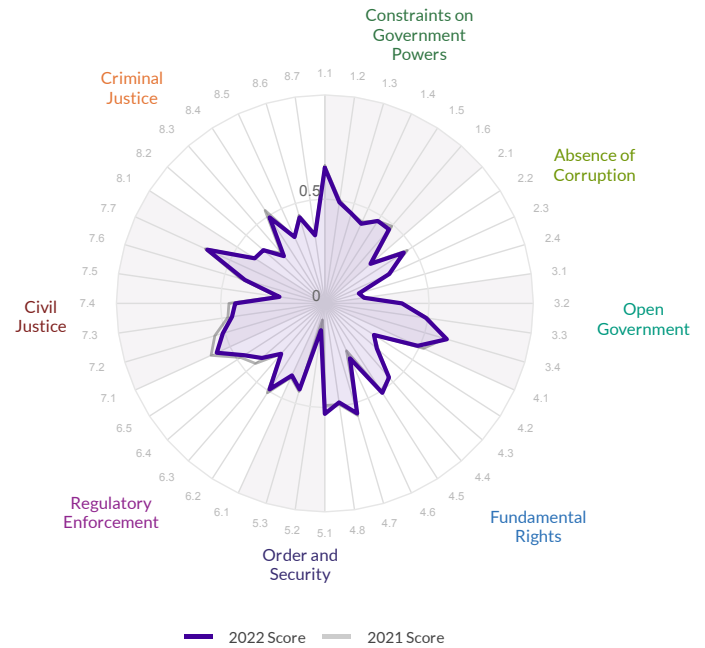
The scores range from 0 to 1, where 1 signifies the highest possible score and 0 signifies the lowest possible score.

Overall Score	Regional Rank	Income Rank	Global Rank
0.41	24/34	24/38	118/140
Score Change	Rank Change		
0.00	3▲		

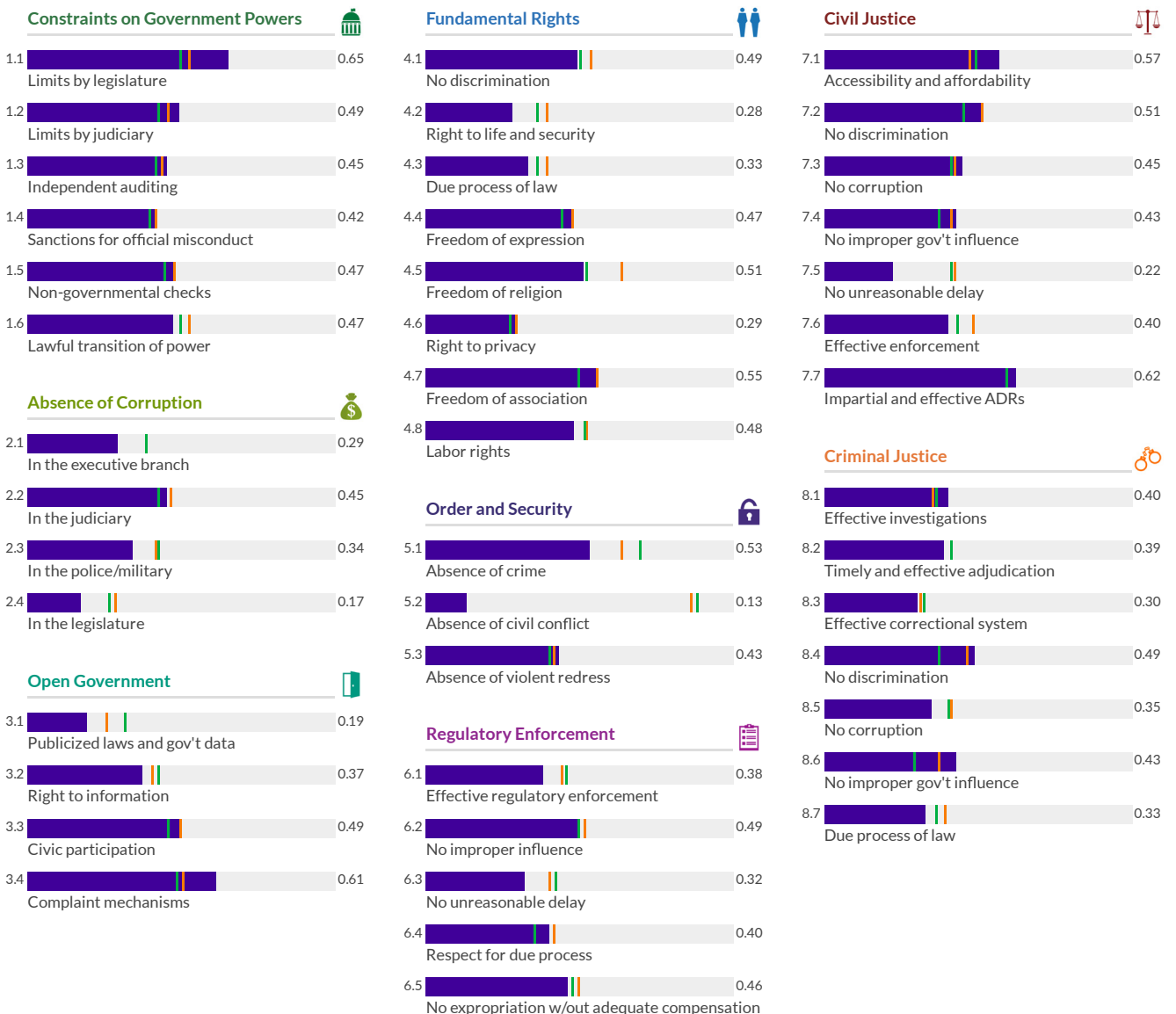
	Factor Score	Score Change	Regional Rank	Income Rank	Global Rank
Constraints on Government Powers	0.49	-0.01	16/34	13/38	87/140
Absence of Corruption	0.31	0.00	23/34	28/38	120/140
Open Government	0.42	0.00	14/34	20/38	103/140
Fundamental Rights	0.42	0.00	23/34	22/38	113/140
Order and Security	0.36	0.03*	34/34	37/38	138/140
Regulatory Enforcement	0.41	-0.02	22/34	26/38	116/140
Civil Justice	0.46	-0.02*	15/34	19/38	97/140
Criminal Justice	0.38	-0.01	14/34	16/38	90/140

* Indicates statistically significant change at the 10 percent level

Low Medium High



— Nigeria — Sub-Saharan Africa — Lower-Middle



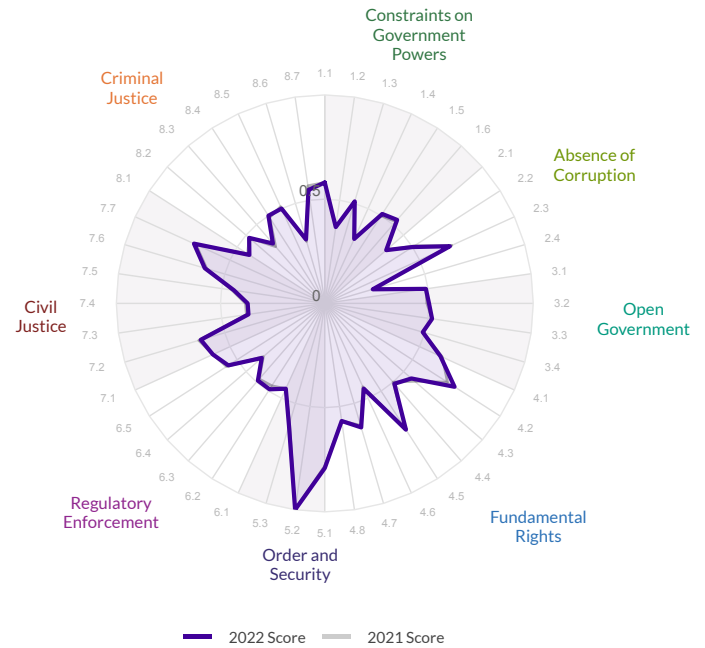
North Macedonia

Region: Eastern Europe and Central Asia
Income Group: Upper-Middle

The scores range from 0 to 1, where 1 signifies the highest possible score and 0 signifies the lowest possible score.

Overall Score	Regional Rank	Income Rank	Global Rank
0.53	3/14	18/42	63/140
Score Change	Rank Change		
0.00	1▲		

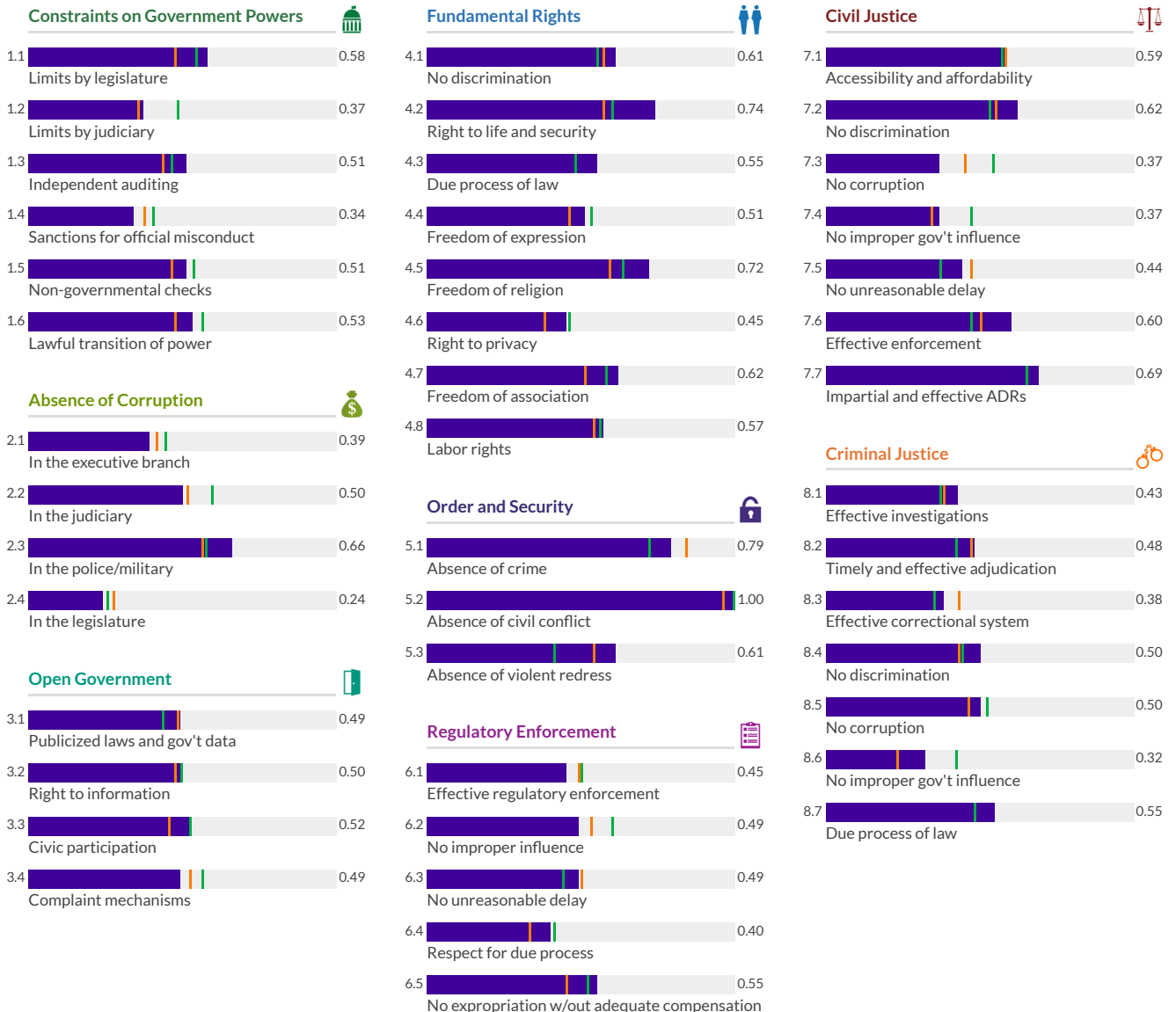
Factor	Score	Score Change	Regional Rank	Income Rank	Global Rank
Constraints on Government Powers	0.47	0.00	5/14	29/42	93/140
Absence of Corruption	0.45	0.00	7/14	22/42	73/140
Open Government	0.50	0.01	6/14	23/42	70/140
Fundamental Rights	0.60	0.01	5/14	17/42	58/140
Order and Security	0.80	0.01	5/14	6/42	41/140
Regulatory Enforcement	0.48	0.01	5/14	27/42	85/140
Civil Justice	0.52	0.00	5/14	19/42	69/140
Criminal Justice	0.45	0.00	6/14	19/42	68/140



* Indicates statistically significant change at the 10 percent level

Low Medium High

North Macedonia Eastern Europe and Central Asia Upper-Middle

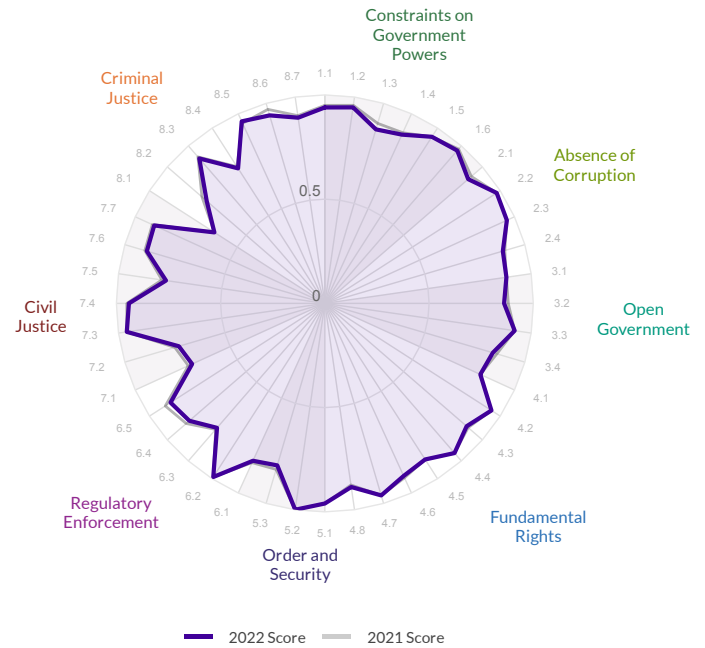


Norway

The scores range from 0 to 1, where 1 signifies the highest possible score and 0 signifies the lowest possible score.

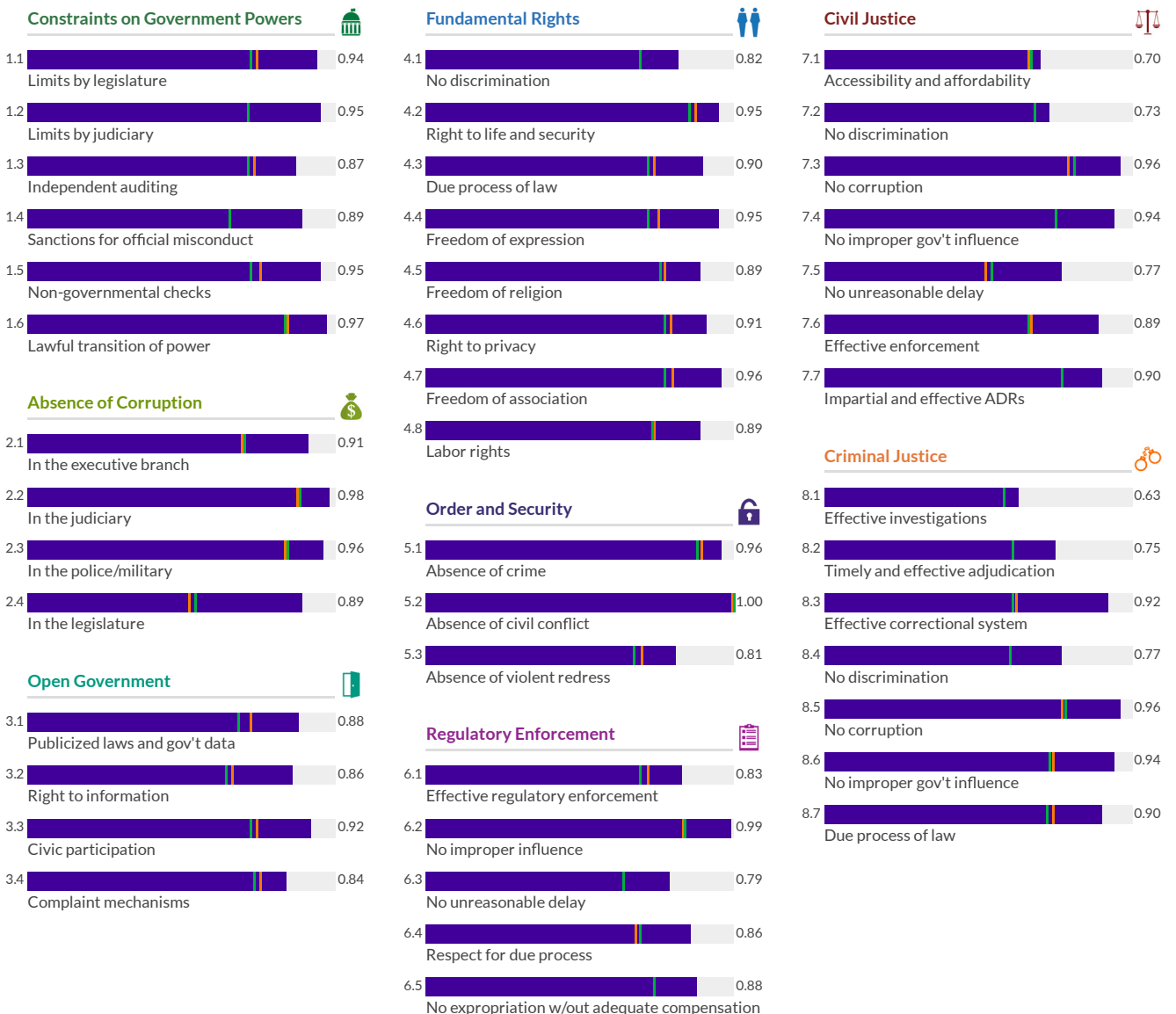
Overall Score	Regional Rank	Income Rank	Global Rank
0.89	2/31	2/43	2/140
Score Change	Rank Change		
-0.01 ▾	0		

	Factor Score	Score Change	Regional Rank	Income Rank	Global Rank
Constraints on Government Powers	0.93	-0.01	2/31	2/43	2/140
Absence of Corruption	0.93	-0.01	2/31	2/43	2/140
Open Government	0.87	-0.01	1/31	1/43	1/140
Fundamental Rights	0.91	0.00	2/31	2/43	2/140
Order and Security	0.93	-0.01	4/31	5/43	5/140
Regulatory Enforcement	0.87	-0.01	2/31	2/43	2/140
Civil Justice	0.84	-0.01	2/31	2/43	2/140
Criminal Justice	0.84	-0.01	1/31	1/43	1/140



* Indicates statistically significant change at the 10 percent level

— Norway — EU, EFTA, and North America — High



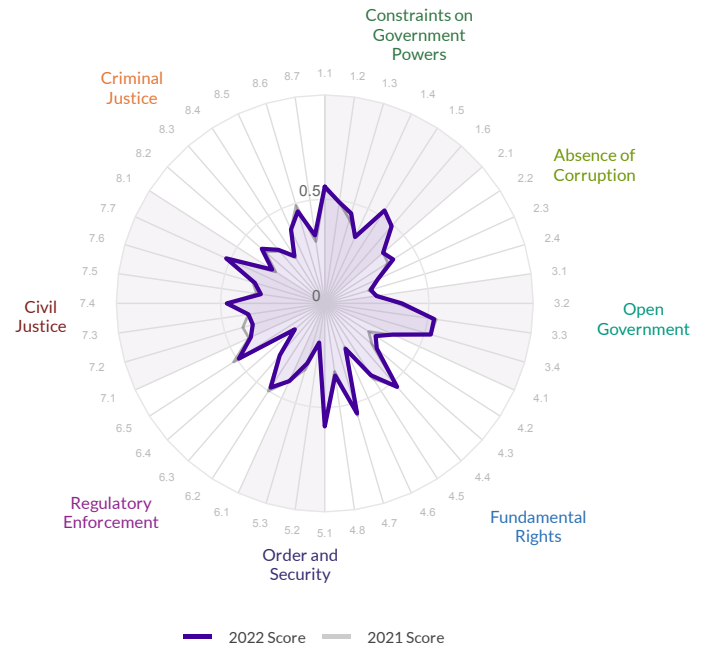
Pakistan

The scores range from 0 to 1, where 1 signifies the highest possible score and 0 signifies the lowest possible score.

Overall Score	Regional Rank	Income Rank	Global Rank
0.39	5/6	30/38	129/140

Score Change	Rank Change
0.00	2▲

	Factor Score	Score Change	Regional Rank	Income Rank	Global Rank
Constraints on Government Powers	0.48	0.00	4/6	15/38	91/140
Absence of Corruption	0.32	0.01	5/6	27/38	118/140
Open Government	0.42	0.00	4/6	19/38	102/140
Fundamental Rights	0.38	0.01	4/6	29/38	123/140
Order and Security	0.36	-0.01	5/6	38/38	139/140
Regulatory Enforcement	0.38	-0.01	5/6	32/38	127/140
Civil Justice	0.40	-0.01	4/6	31/38	125/140
Criminal Justice	0.36	0.01	4/6	21/38	97/140



* Indicates statistically significant change at the 10 percent level

Low Medium High

— Pakistan — South Asia — Lower-Middle

Factor	Score	2022 Score	2021 Score
Constraints on Government Powers			
1.1 Limits by legislature	0.56	0.56	0.56
1.2 Limits by judiciary	0.49	0.49	0.49
1.3 Independent auditing	0.45	0.45	0.45
1.4 Sanctions for official misconduct	0.35	0.35	0.35
1.5 Non-governmental checks	0.53	0.53	0.53
1.6 Lawful transition of power	0.49	0.49	0.49
Absence of Corruption			
2.1 In the executive branch	0.37	0.37	0.37
2.2 In the judiciary	0.39	0.39	0.39
2.3 In the police/military	0.28	0.28	0.28
2.4 In the legislature	0.23	0.23	0.23
Open Government			
3.1 Publicized laws and gov't data	0.25	0.25	0.25
3.2 Right to information	0.37	0.37	0.37
3.3 Civic participation	0.53	0.53	0.53
3.4 Complaint mechanisms	0.53	0.53	0.53
Fundamental Rights			
4.1 No discrimination	0.36	0.36	0.36
4.2 Right to life and security	0.29	0.29	0.29
4.3 Due process of law	0.33	0.33	0.33
4.4 Freedom of expression	0.53	0.53	0.53
4.5 Freedom of religion	0.41	0.41	0.41
4.6 Right to privacy	0.24	0.24	0.24
4.7 Freedom of association	0.55	0.55	0.55
4.8 Labor rights	0.35	0.35	0.35
Order and Security			
5.1 Absence of crime	0.59	0.59	0.59
5.2 Absence of civil conflict	0.19	0.19	0.19
5.3 Absence of violent redress	0.30	0.30	0.30
Regulatory Enforcement			
6.1 Effective regulatory enforcement	0.41	0.41	0.41
6.2 No improper influence	0.48	0.48	0.48
6.3 No unreasonable delay	0.33	0.33	0.33
6.4 Respect for due process	0.19	0.19	0.19
6.5 No expropriation w/out adequate compensation	0.49	0.49	0.49
Civil Justice			
7.1 Accessibility and affordability	0.39	0.39	0.39
7.2 No discrimination	0.36	0.36	0.36
7.3 No corruption	0.37	0.37	0.37
7.4 No improper gov't influence	0.47	0.47	0.47
7.5 No unreasonable delay	0.31	0.31	0.31
7.6 Effective enforcement	0.35	0.35	0.35
7.7 Impartial and effective ADRs	0.52	0.52	0.52
Criminal Justice			
8.1 Effective investigations	0.30	0.30	0.30
8.2 Timely and effective adjudication	0.40	0.40	0.40
8.3 Effective correctional system	0.34	0.34	0.34
8.4 No discrimination	0.27	0.27	0.27
8.5 No corruption	0.39	0.39	0.39
8.6 No improper gov't influence	0.46	0.46	0.46
8.7 Due process of law	0.33	0.33	0.33

Panama

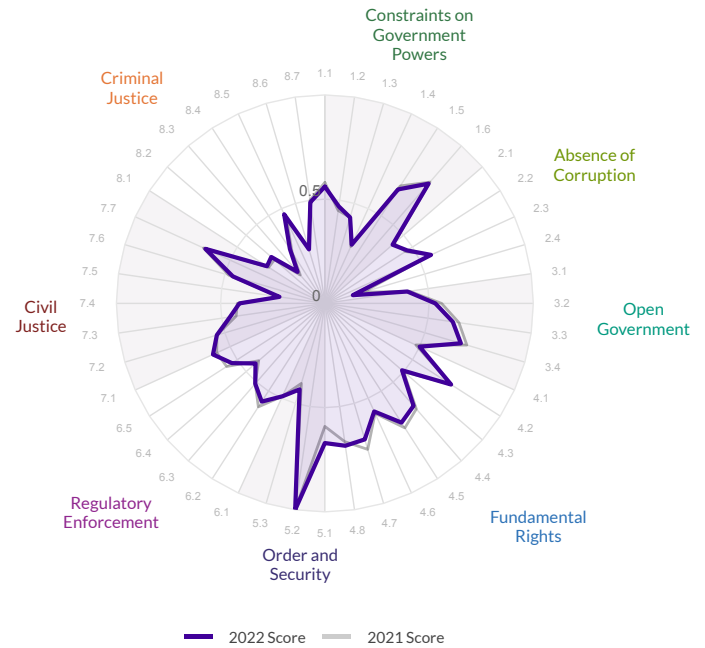
Region: Latin America and Caribbean
Income Group: Upper-Middle

The scores range from 0 to 1, where 1 signifies the highest possible score and 0 signifies the lowest possible score.

Overall Score	Regional Rank	Income Rank	Global Rank
0.52	15/32	22/42	72/140

Score Change	Rank Change
0.00	-1 ▼

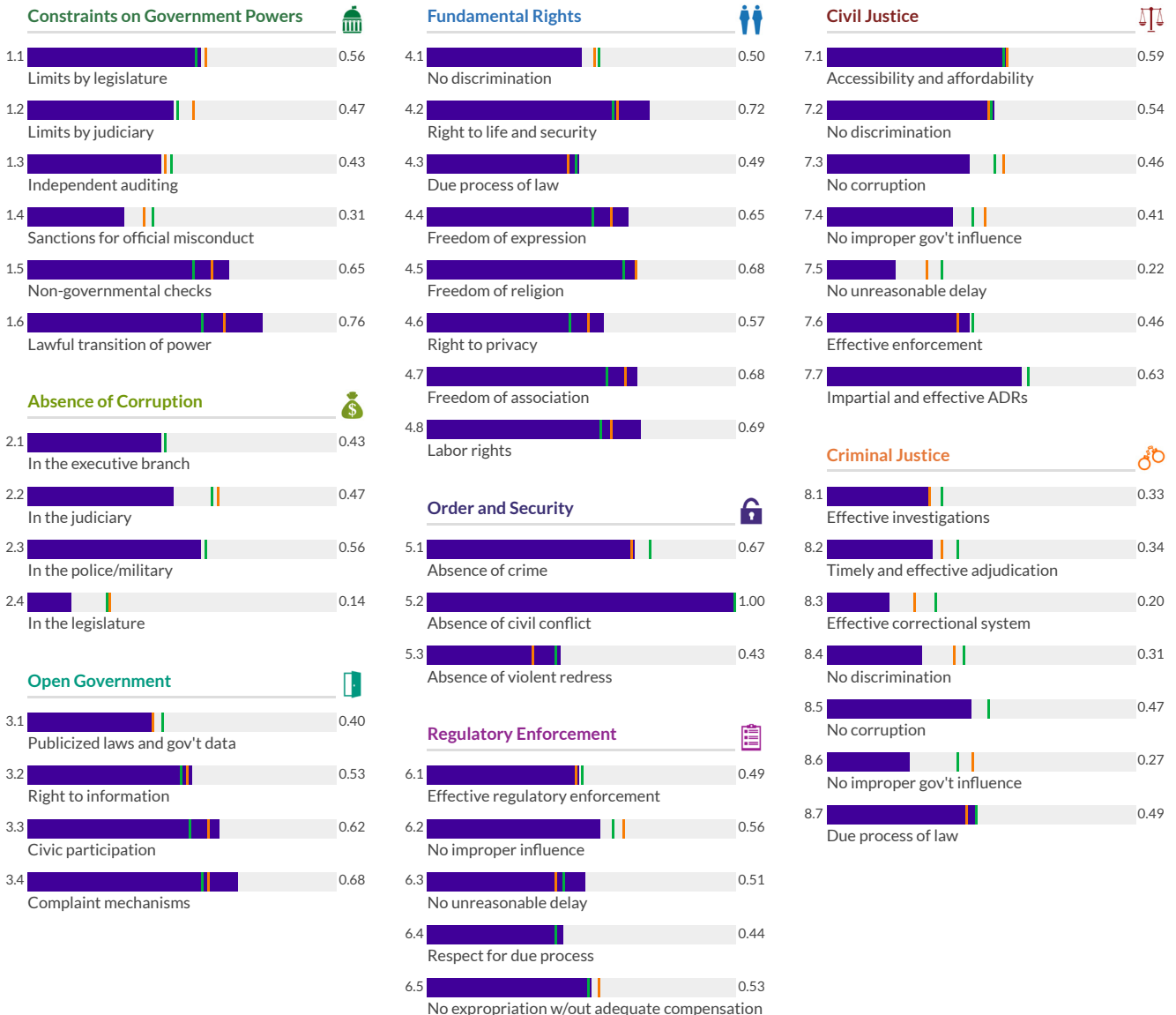
	Factor Score	Score Change	Regional Rank	Income Rank	Global Rank
Constraints on Government Powers	0.53	0.00	16/32	17/42	70/140
Absence of Corruption	0.40	-0.01	20/32	31/42	96/140
Open Government	0.56	-0.03*	9/32	14/42	53/140
Fundamental Rights	0.62	-0.01	12/32	10/42	48/140
Order and Security	0.70	0.03*	13/32	25/42	85/140
Regulatory Enforcement	0.51	-0.01	14/32	18/42	66/140
Civil Justice	0.47	0.00	22/32	31/42	90/140
Criminal Justice	0.34	0.01	19/32	32/42	107/140



* Indicates statistically significant change at the 10 percent level

Low Medium High

Panama Latin America and Caribbean Upper-Middle



Paraguay

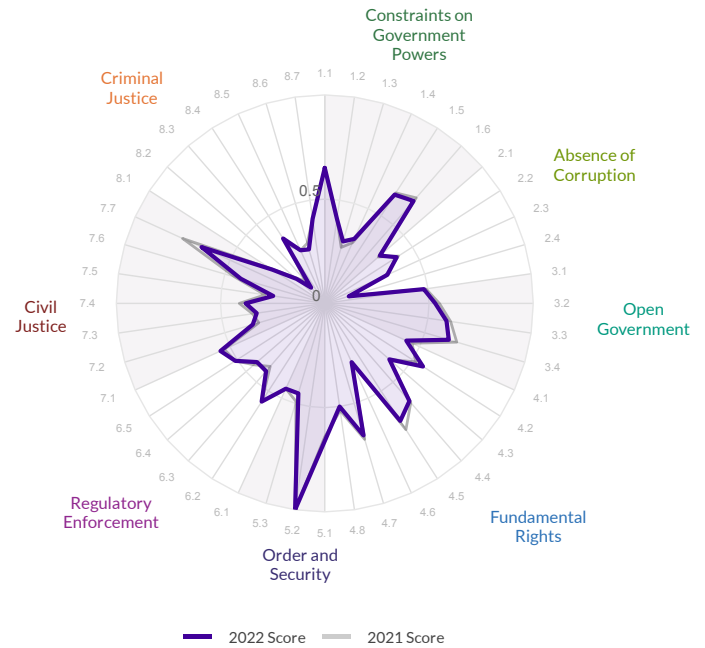
Region: Latin America and Caribbean
Income Group: Upper-Middle

The scores range from 0 to 1, where 1 signifies the highest possible score and 0 signifies the lowest possible score.

Overall Score	Regional Rank	Income Rank	Global Rank
0.47	24/32	34/42	96/140

Score Change	Rank Change
-0.01 ▾	0

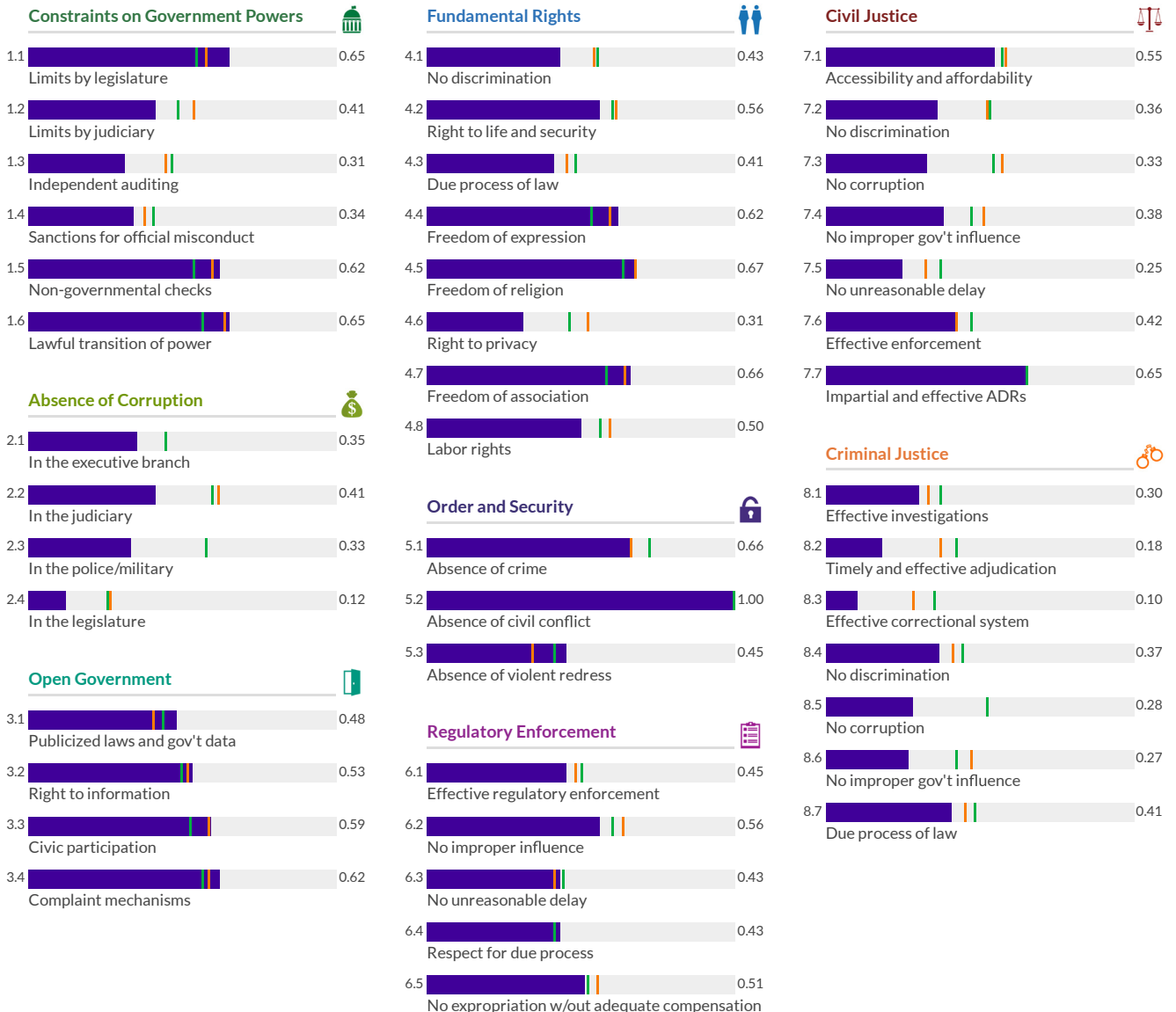
	Factor Score	Score Change	Regional Rank	Income Rank	Global Rank
Constraints on Government Powers	0.50	0.00	22/32	25/42	82/140
Absence of Corruption	0.31	0.00	28/32	39/42	124/140
Open Government	0.55	-0.02	10/32	15/42	54/140
Fundamental Rights	0.52	-0.01	22/32	28/42	79/140
Order and Security	0.70	-0.01	12/32	24/42	84/140
Regulatory Enforcement	0.48	0.00	21/32	26/42	84/140
Civil Justice	0.42	-0.02	24/32	36/42	116/140
Criminal Justice	0.27	-0.01	26/32	41/42	130/140



* Indicates statistically significant change at the 10 percent level

Low Medium High

Paraguay Latin America and Caribbean Upper-Middle



Peru

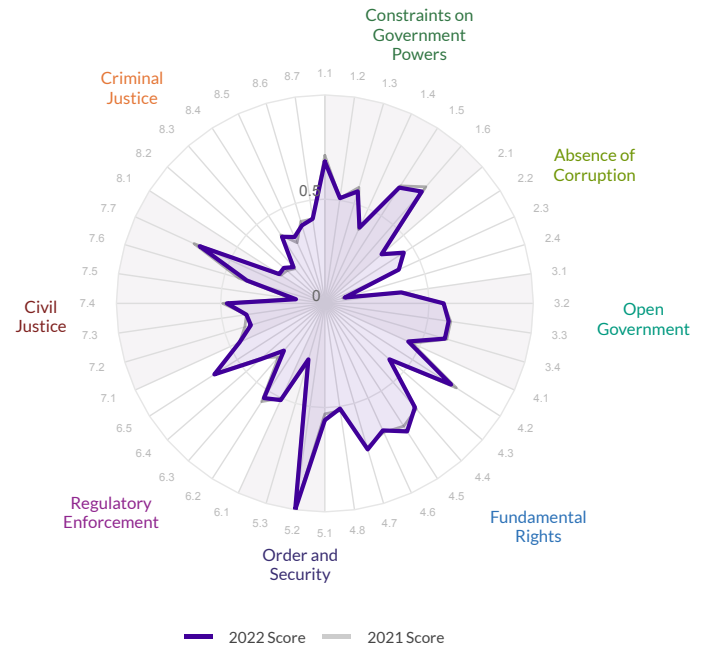
Region: Latin America and Caribbean
Income Group: Upper-Middle

The scores range from 0 to 1, where 1 signifies the highest possible score and 0 signifies the lowest possible score.

Overall Score	Regional Rank	Income Rank	Global Rank
0.49	20/32	29/42	90/140

Score Change	Rank Change
0.00	-3 ▼

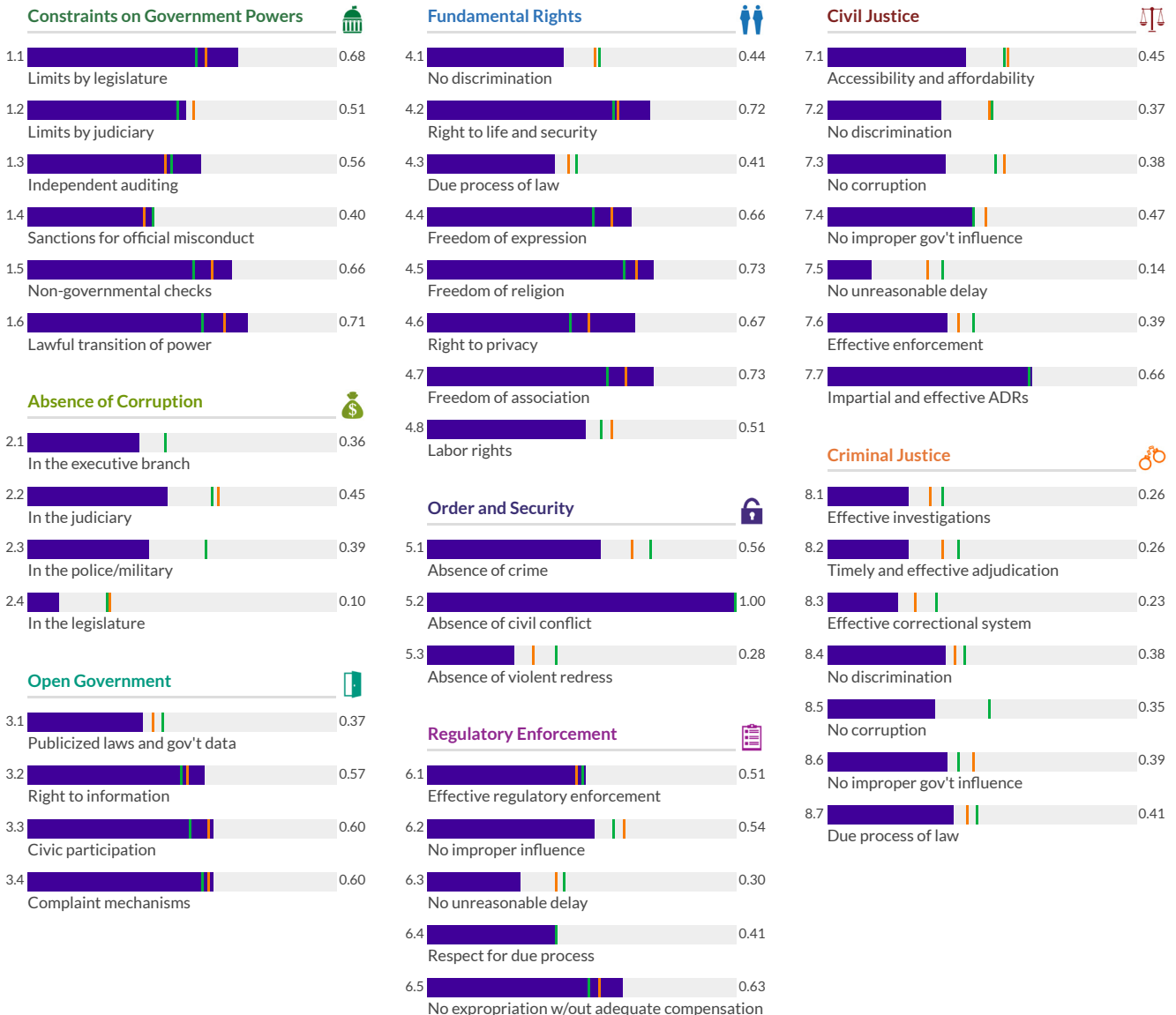
	Factor Score	Score Change	Regional Rank	Income Rank	Global Rank
Constraints on Government Powers	0.59	-0.01	10/32	9/42	50/140
Absence of Corruption	0.33	0.01	25/32	38/42	115/140
Open Government	0.53	-0.01	14/32	17/42	59/140
Fundamental Rights	0.61	0.00	15/32	14/42	53/140
Order and Security	0.61	0.00	25/32	36/42	118/140
Regulatory Enforcement	0.48	-0.01	20/32	24/42	80/140
Civil Justice	0.41	-0.02	25/32	38/42	120/140
Criminal Justice	0.32	0.00	21/32	35/42	115/140



* Indicates statistically significant change at the 10 percent level

Low Medium High

Peru Latin America and Caribbean Upper-Middle



Philippines

The scores range from 0 to 1, where 1 signifies the highest possible score and 0 signifies the lowest possible score.

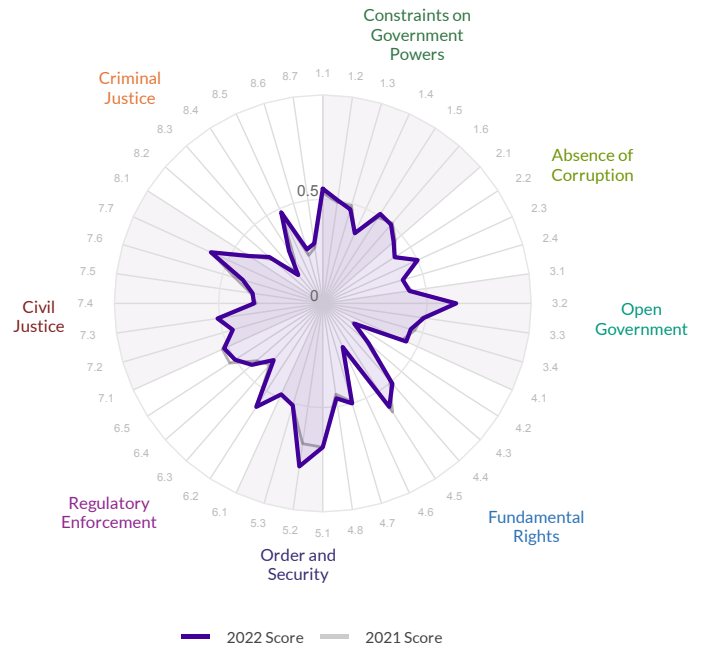
Overall Score	Regional Rank	Income Rank	Global Rank
0.47	13/15	16/38	97/140

Score Change	Rank Change
0.01 ▲	5 ▲

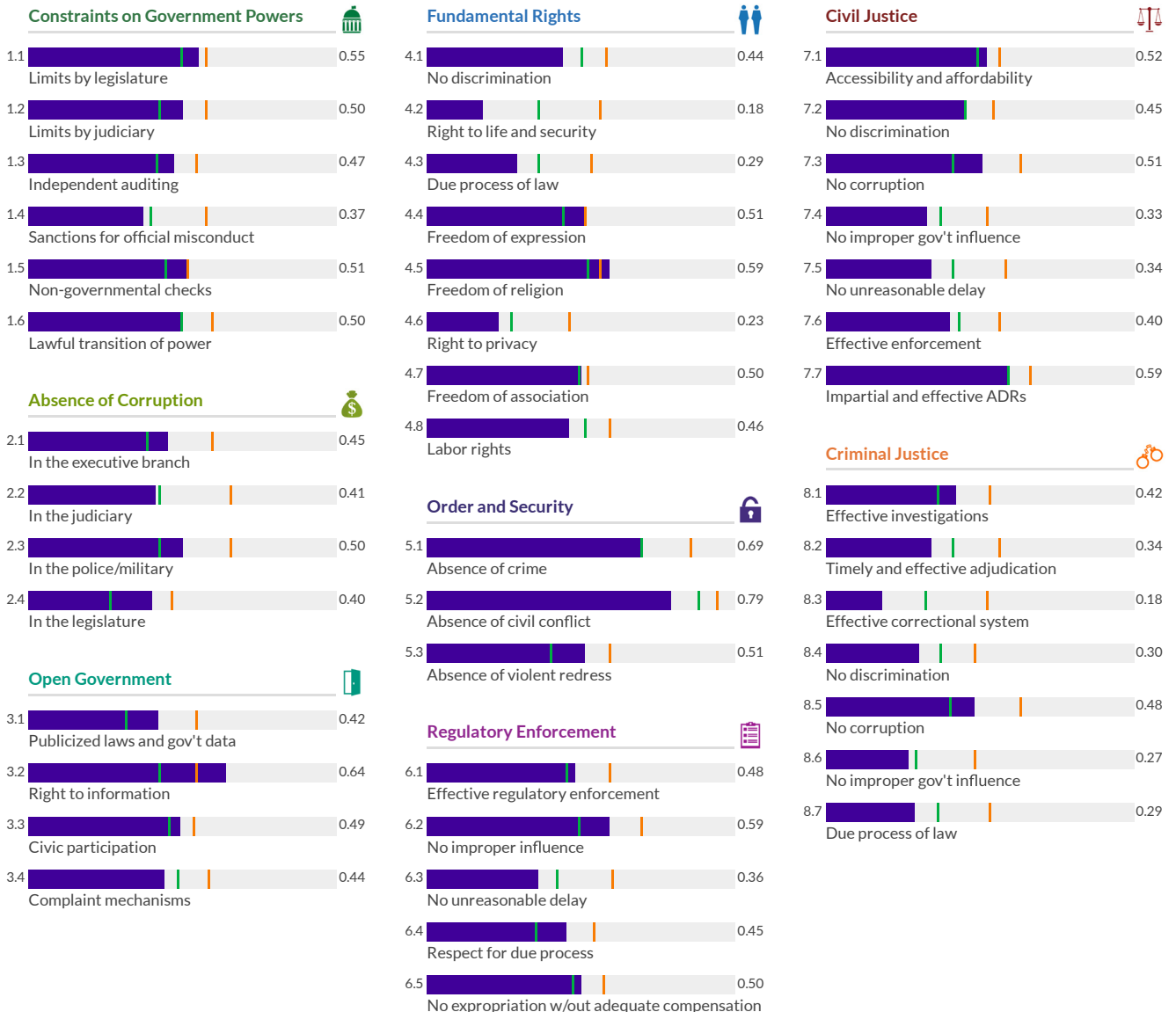
Factor	Score	Score Change	Regional Rank	Income Rank	Global Rank
Constraints on Government Powers	0.48	0.00	10/15	14/38	88/140
Absence of Corruption	0.44	0.00	10/15	7/38	78/140
Open Government	0.50	0.00	8/15	8/38	71/140
Fundamental Rights	0.40	0.01	12/15	26/38	118/140
Order and Security	0.66	0.04*	14/15	24/38	101/140
Regulatory Enforcement	0.48	0.00	11/15	12/38	82/140
Civil Justice	0.45	-0.01	13/15	22/38	104/140
Criminal Justice	0.32	0.01	13/15	28/38	117/140

* Indicates statistically significant change at the 10 percent level

Low Medium High



Philippines East Asia and Pacific Lower-Middle



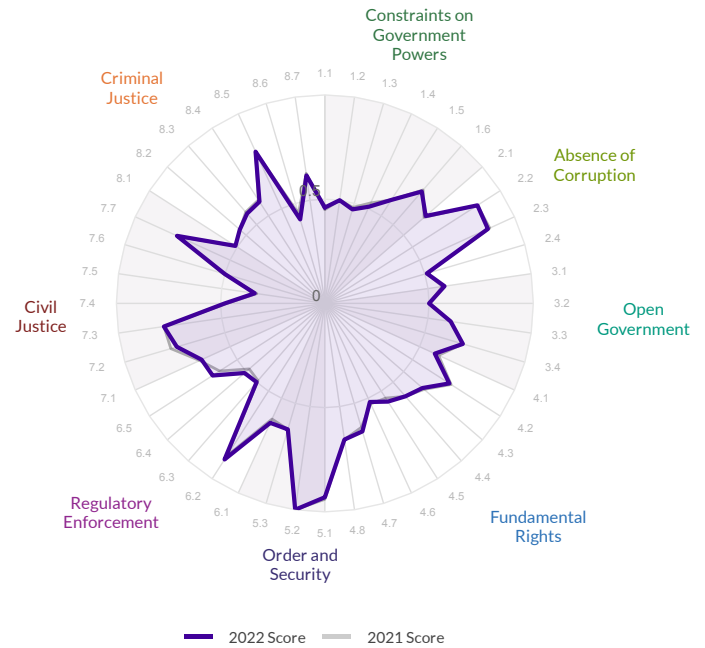
Poland

Region: EU, EFTA, and North America
Income Group: High

The scores range from 0 to 1, where 1 signifies the highest possible score and 0 signifies the lowest possible score.

Overall Score	Regional Rank	Income Rank	Global Rank
0.64	26/31	35/43	36/140
Score Change	Rank Change		
0.00	0		

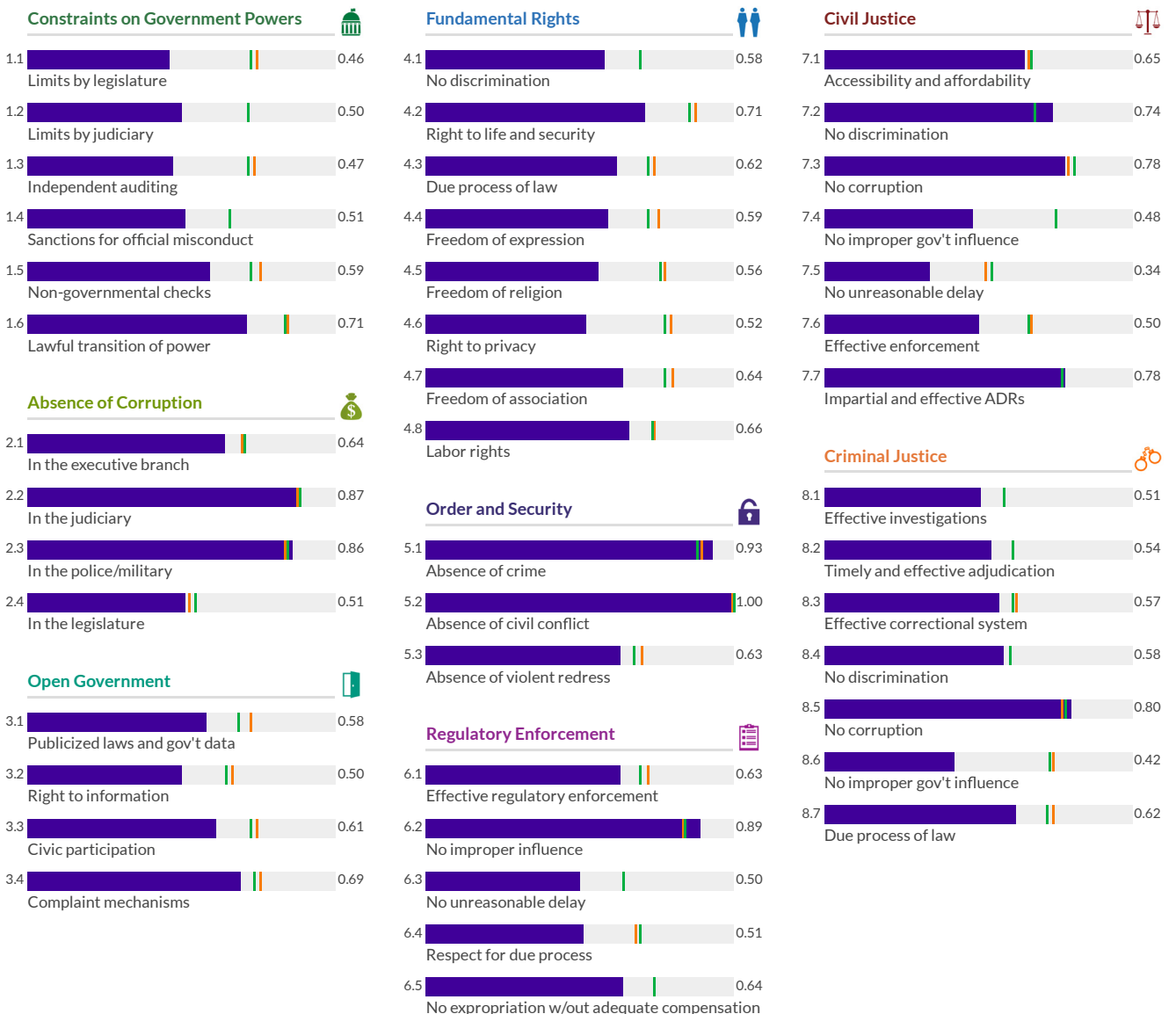
	Factor Score	Score Change	Regional Rank	Income Rank	Global Rank
Constraints on Government Powers	0.54	0.00	29/31	42/43	66/140
Absence of Corruption	0.72	0.00	17/31	24/43	24/140
Open Government	0.60	0.00	29/31	36/43	42/140
Fundamental Rights	0.61	0.00	29/31	39/43	52/140
Order and Security	0.85	0.00	17/31	23/43	24/140
Regulatory Enforcement	0.63	0.02	22/31	30/43	31/140
Civil Justice	0.61	0.00	24/31	35/43	45/140
Criminal Justice	0.58	-0.01	24/31	34/43	37/140



* Indicates statistically significant change at the 10 percent level

Low Medium High

Poland EU, EFTA, and North America High



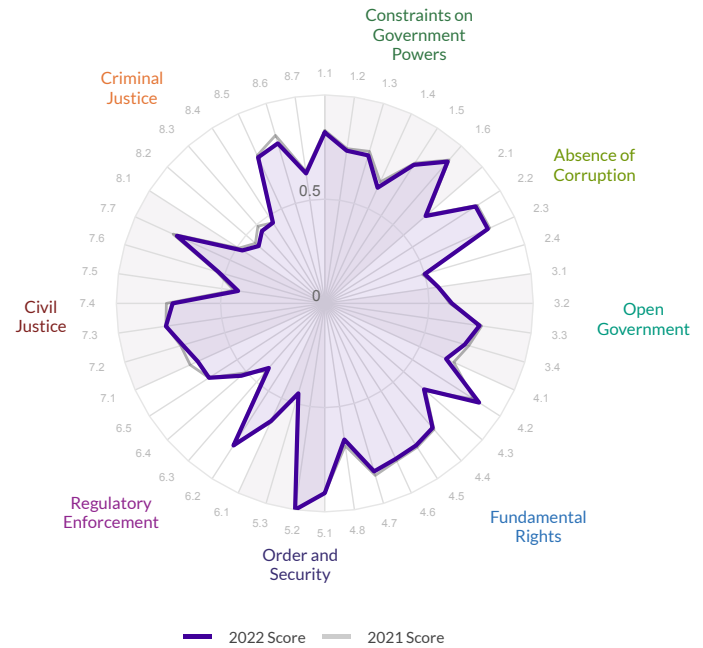
Portugal

Region: EU, EFTA, and North America
Income Group: High

The scores range from 0 to 1, where 1 signifies the highest possible score and 0 signifies the lowest possible score.

Overall Score	Regional Rank	Income Rank	Global Rank
0.69	20/31	27/43	27/140
Score Change	Rank Change		
-0.01	-1		

	Factor Score	Score Change	Regional Rank	Income Rank	Global Rank
Constraints on Government Powers	0.76	-0.02*	15/31	17/43	18/140
Absence of Corruption	0.72	0.00	19/31	26/43	26/140
Open Government	0.65	-0.01	21/31	28/43	29/140
Fundamental Rights	0.76	-0.01	18/31	22/43	23/140
Order and Security	0.79	0.00	28/31	36/43	46/140
Regulatory Enforcement	0.61	0.00	25/31	37/43	39/140
Civil Justice	0.66	-0.02	18/31	27/43	29/140
Criminal Justice	0.57	-0.02	25/31	35/43	38/140



* Indicates statistically significant change at the 10 percent level

Low Medium High

Portugal EU, EFTA, and North America High

Factor	Sub-factor	Score
Constraints on Government Powers	1.1 Limits by legislature	0.82
	1.2 Limits by judiciary	0.74
	1.3 Independent auditing	0.74
	1.4 Sanctions for official misconduct	0.61
	1.5 Non-governmental checks	0.79
	1.6 Lawful transition of power	0.90
Absence of Corruption	2.1 In the executive branch	0.64
	2.2 In the judiciary	0.86
	2.3 In the police/military	0.86
	2.4 In the legislature	0.50
Open Government	3.1 Publicized laws and gov't data	0.55
	3.2 Right to information	0.61
	3.3 Civic participation	0.75
	3.4 Complaint mechanisms	0.70
Fundamental Rights	4.1 No discrimination	0.64
	4.2 Right to life and security	0.88
	4.3 Due process of law	0.63
	4.4 Freedom of expression	0.79
	4.5 Freedom of religion	0.81
Order and Security	4.6 Right to privacy	0.82
	4.7 Freedom of association	0.84
	4.8 Labor rights	0.66
	5.1 Absence of crime	0.91
Regulatory Enforcement	5.2 Absence of civil conflict	1.00
	5.3 Absence of violent redress	0.45
	6.1 Effective regulatory enforcement	0.62
	6.2 No improper influence	0.81
	6.3 No unreasonable delay	0.41
Civil Justice	7.1 Accessibility and affordability	0.67
	7.2 No discrimination	0.71
	7.3 No corruption	0.77
	7.4 No improper gov't influence	0.73
	7.5 No unreasonable delay	0.42
	7.6 Effective enforcement	0.53
	7.7 Impartial and effective ADRs	0.78
Criminal Justice	8.1 Effective investigations	0.47
	8.2 Timely and effective adjudication	0.42
	8.3 Effective correctional system	0.46
	8.4 No discrimination	0.46
	8.5 No corruption	0.77
	8.6 No improper gov't influence	0.80
	8.7 Due process of law	0.63
6.4 Respect for due process	0.53	
6.5 No expropriation w/out adequate compensation	0.66	

Romania

Region: EU, EFTA, and North America

Income Group: Upper-Middle

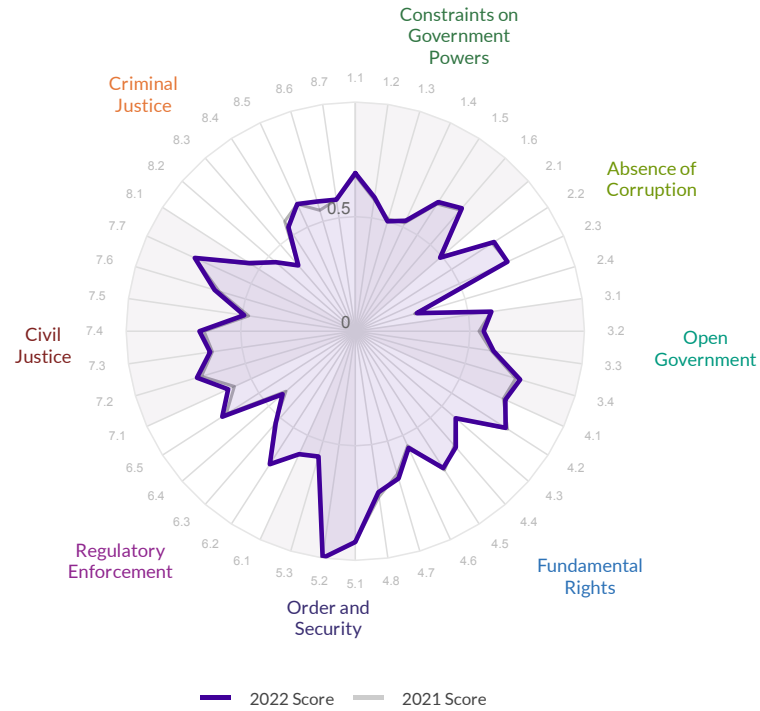
The scores range from 0 to 1, where 1 signifies the highest possible score and 0 signifies the lowest possible score.

Overall Score	Regional Rank	Income Rank	Global Rank
0.63	27/31	2/42	38/140
Score Change	Rank Change		
0.01▲	3▲		

	Factor Score	Score Change	Regional Rank	Income Rank	Global Rank
Constraints on Government Powers	0.62	0.00	27/31	5/42	41/140
Absence of Corruption	0.55	0.00	28/31	11/42	52/140
Open Government	0.63	0.01	25/31	3/42	34/140
Fundamental Rights	0.67	0.00	26/31	4/42	38/140
Order and Security	0.83	0.00	23/31	1/42	32/140
Regulatory Enforcement	0.58	0.01	27/31	6/42	45/140
Civil Justice	0.65	0.02*	20/31	2/42	32/140
Criminal Justice	0.53	0.00	27/31	10/42	49/140

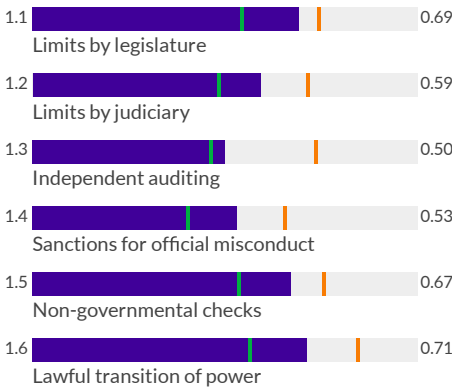
* Indicates statistically significant change at the 10 percent level

Low Medium High

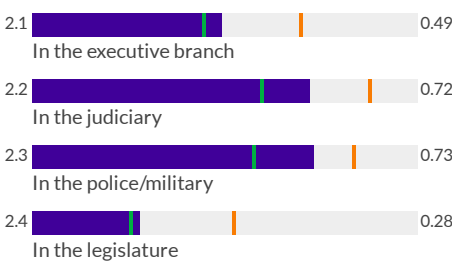


Romania EU, EFTA, and North America Upper-Middle

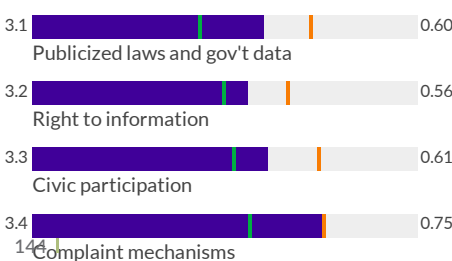
Constraints on Government Powers



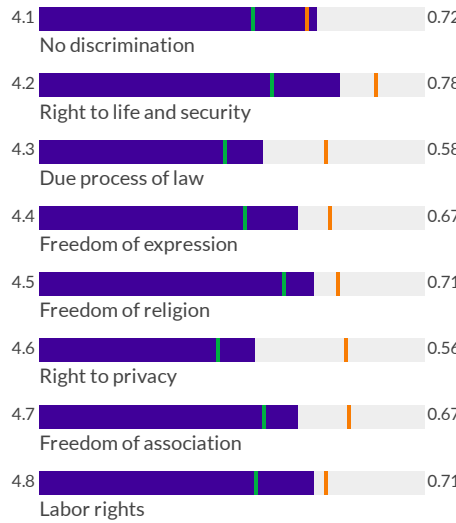
Absence of Corruption



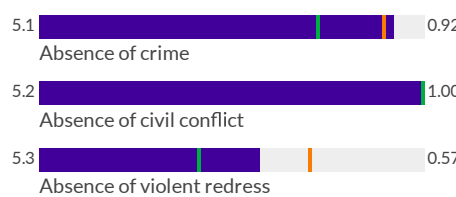
Open Government



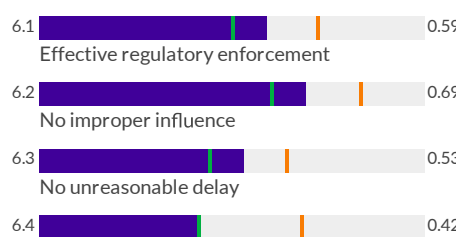
Fundamental Rights



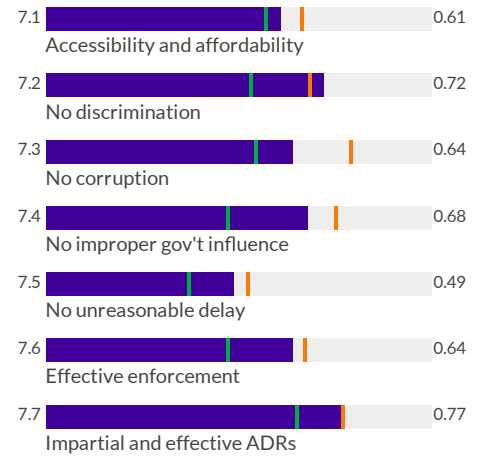
Order and Security



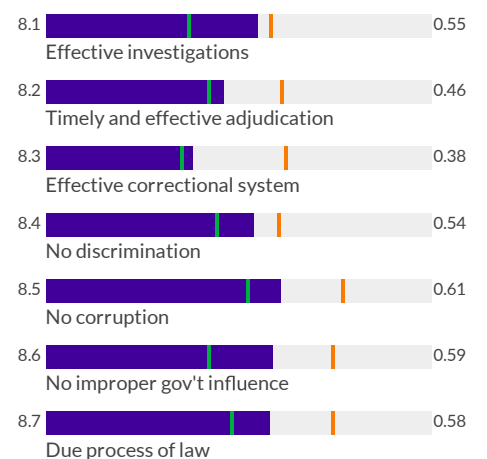
Regulatory Enforcement



Civil Justice



Criminal Justice



Russian Federation

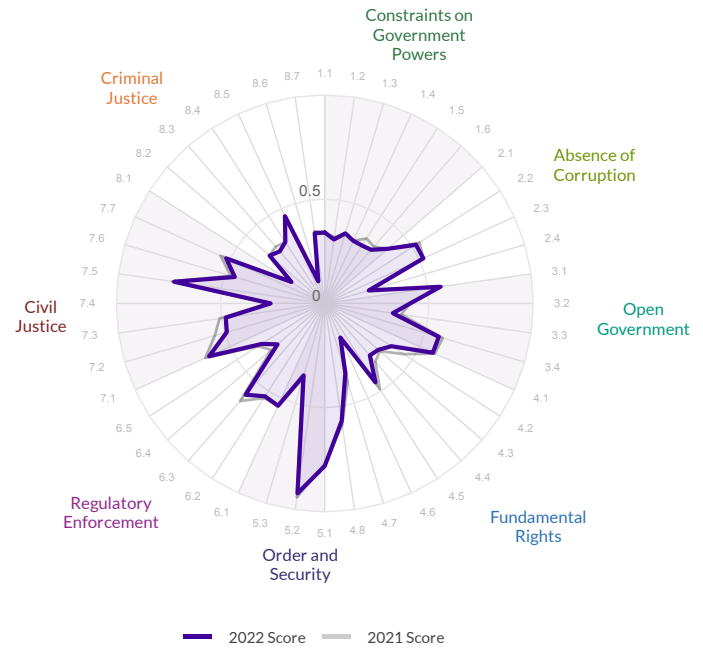
Region: Eastern Europe and Central Asia
Income Group: Upper-Middle

The scores range from 0 to 1, where 1 signifies the highest possible score and 0 signifies the lowest possible score.

Overall Score	Regional Rank	Income Rank	Global Rank
0.45	13/14	37/42	107/140

Score Change	Rank Change
-0.02 ▾	-6 ▾

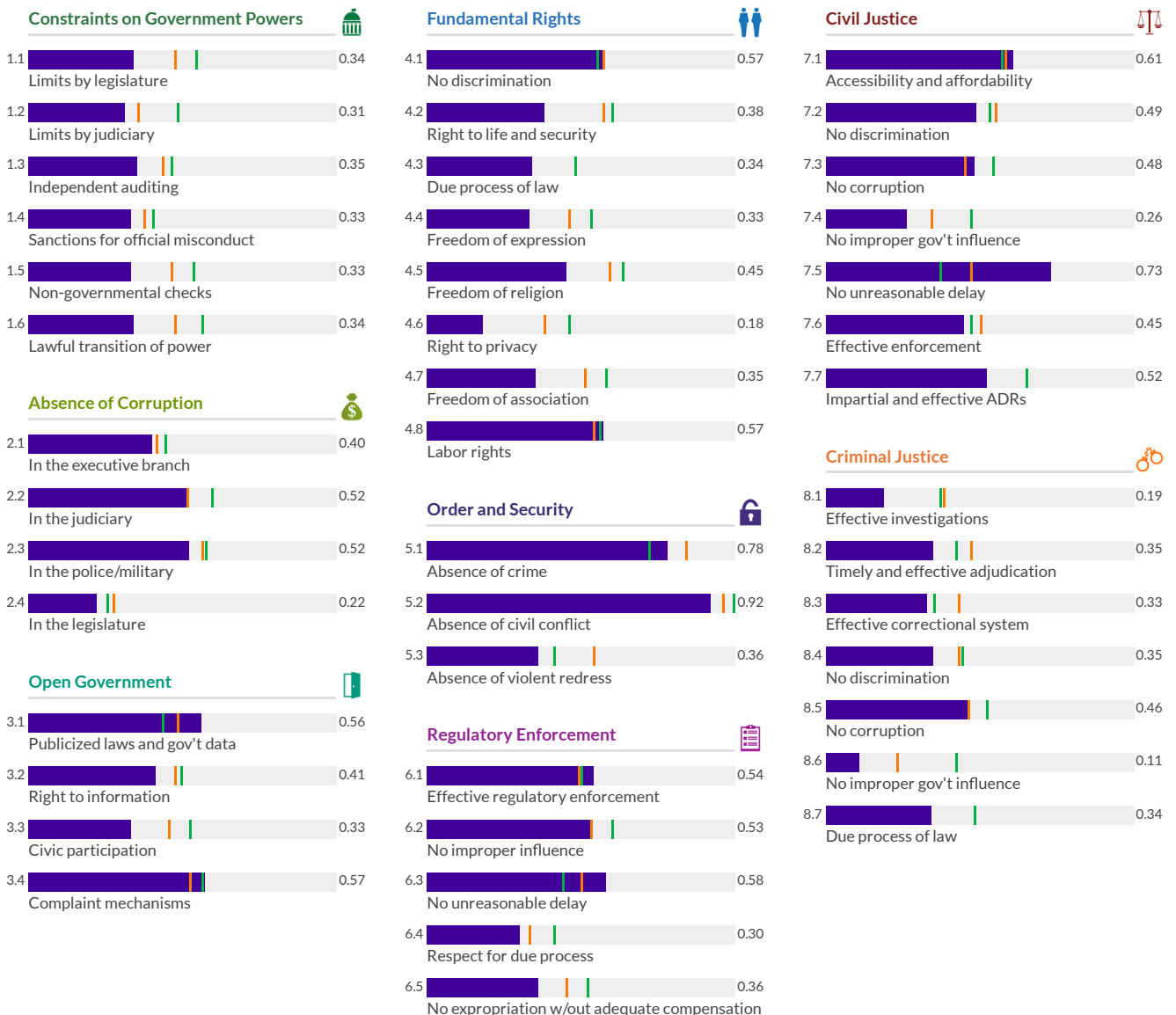
	Factor Score	Score Change	Regional Rank	Income Rank	Global Rank
Constraints on Government Powers	0.33	-0.01	12/14	37/42	130/140
Absence of Corruption	0.41	-0.01	10/14	29/42	90/140
Open Government	0.47	-0.02	8/14	28/42	82/140
Fundamental Rights	0.40	-0.03	12/14	38/42	122/140
Order and Security	0.68	-0.01	14/14	27/42	91/140
Regulatory Enforcement	0.46	-0.02	6/14	30/42	92/140
Civil Justice	0.51	-0.02	6/14	22/42	74/140
Criminal Justice	0.30	-0.01	14/14	38/42	123/140



* Indicates statistically significant change at the 10 percent level

Low Medium High

Russian Federation Eastern Europe and Central Asia Upper-Middle



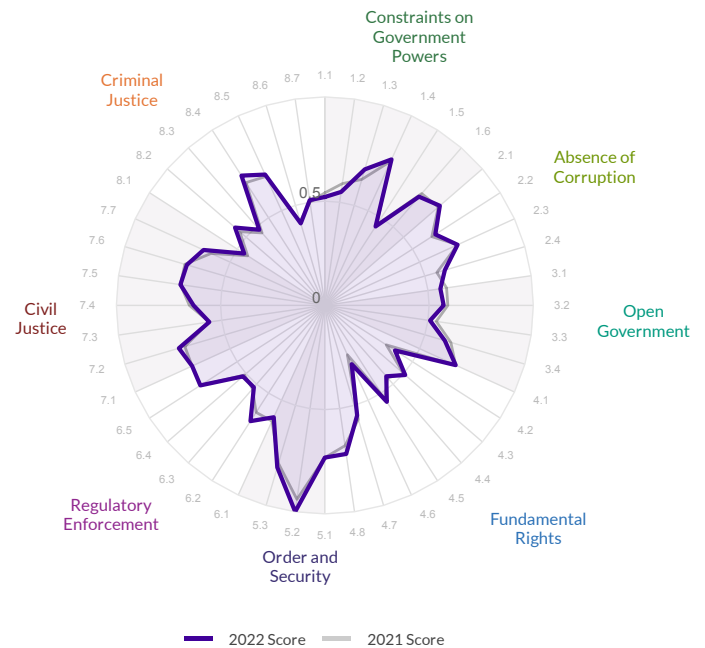
Rwanda

Region: Sub-Saharan Africa
Income Group: Low

The scores range from 0 to 1, where 1 signifies the highest possible score and 0 signifies the lowest possible score.

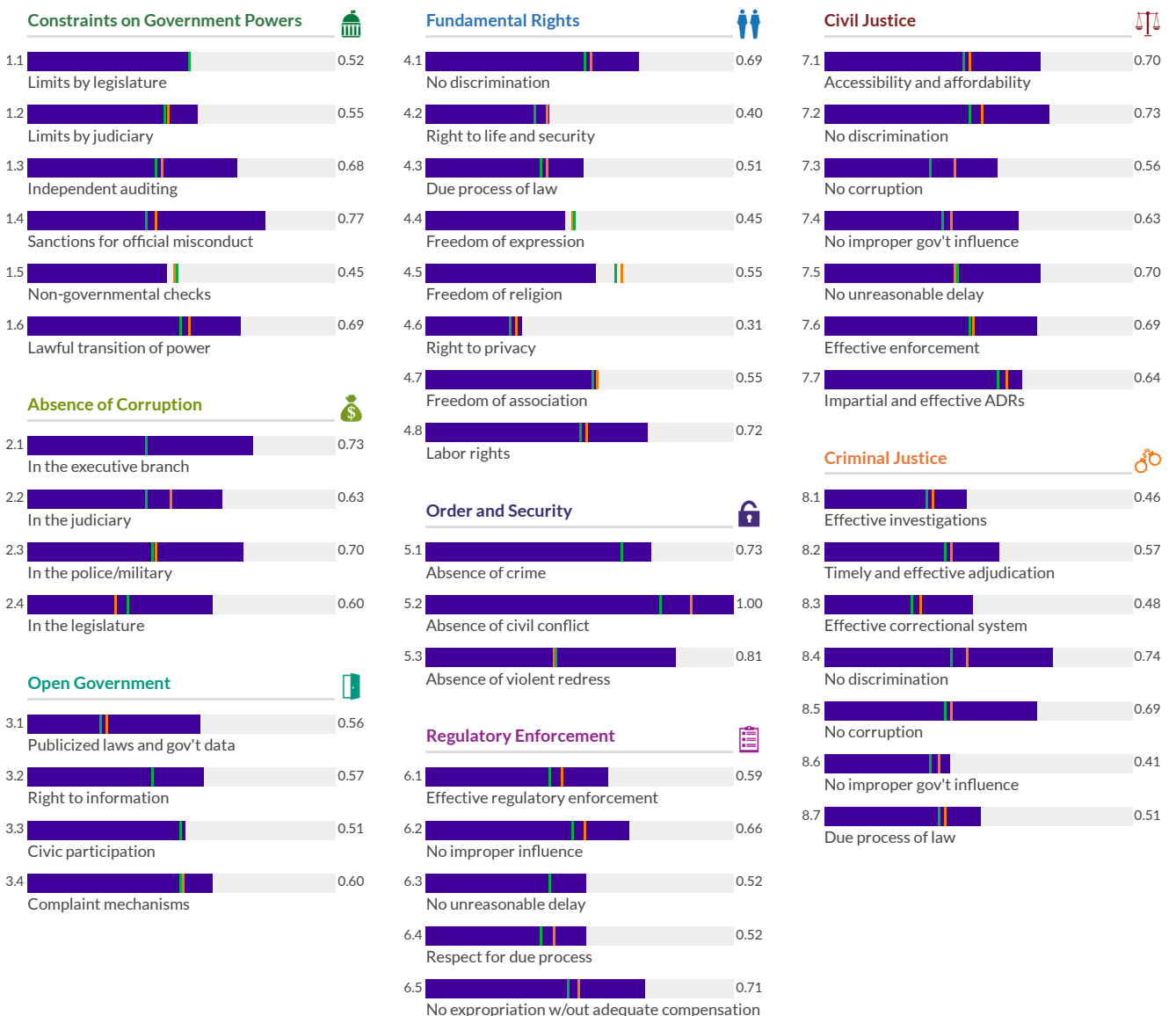
Overall Score	Regional Rank	Income Rank	Global Rank
0.63	1/34	1/17	42/140
Score Change	Rank Change		
0.01 ▲	0		

	Factor Score	Score Change	Regional Rank	Income Rank	Global Rank
Constraints on Government Powers	0.61	0.00	4/34	1/17	43/140
Absence of Corruption	0.67	0.02	1/34	1/17	34/140
Open Government	0.56	-0.03	3/34	1/17	51/140
Fundamental Rights	0.52	0.02	10/34	3/17	78/140
Order and Security	0.85	0.03*	1/34	1/17	27/140
Regulatory Enforcement	0.60	0.01	2/34	1/17	40/140
Civil Justice	0.67	0.01	1/34	1/17	27/140
Criminal Justice	0.55	0.02	3/34	1/17	43/140



* Indicates statistically significant change at the 10 percent level

Legend: Rwanda (dark purple), Sub-Saharan Africa (orange), Low (green)

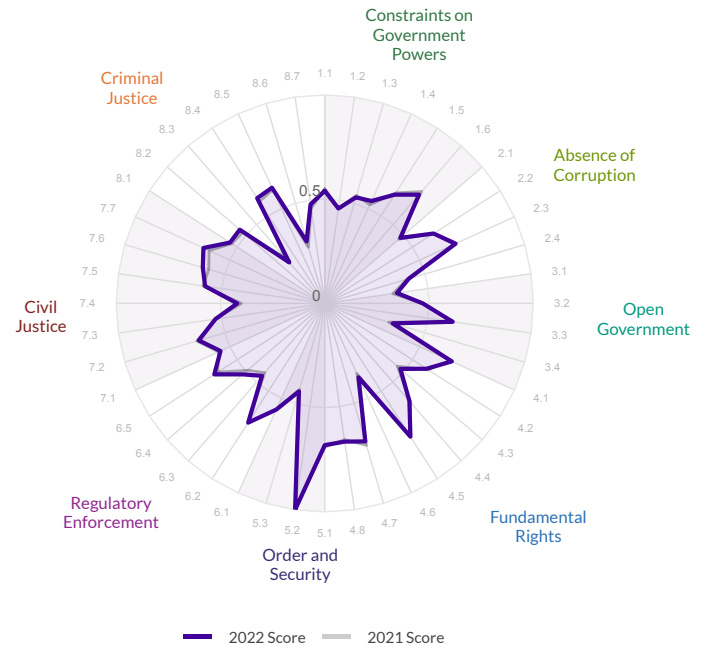


Senegal

The scores range from 0 to 1, where 1 signifies the highest possible score and 0 signifies the lowest possible score.

Overall Score	Regional Rank	Income Rank	Global Rank
0.56	6/34	1/38	56/140
Score Change	Rank Change		
0.01▲	1▲		

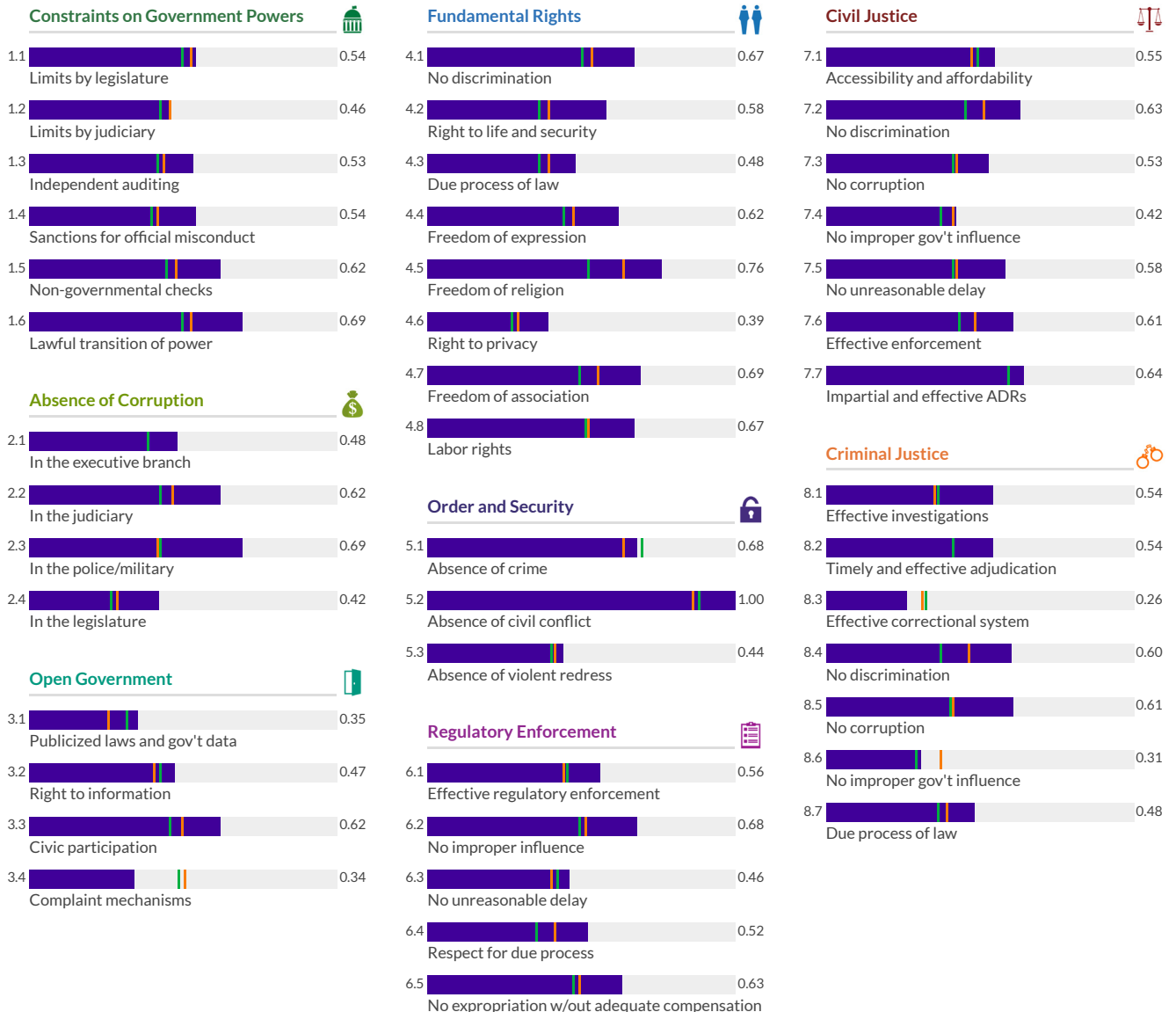
	Factor Score	Score Change	Regional Rank	Income Rank	Global Rank
Constraints on Government Powers	0.56	0.00	9/34	5/38	61/140
Absence of Corruption	0.55	0.01	4/34	1/38	53/140
Open Government	0.44	0.01	13/34	14/38	93/140
Fundamental Rights	0.61	0.01	4/34	1/38	54/140
Order and Security	0.71	0.00	10/34	12/38	80/140
Regulatory Enforcement	0.57	0.01	5/34	1/38	46/140
Civil Justice	0.56	0.00	7/34	2/38	56/140
Criminal Justice	0.48	0.01	7/34	2/38	60/140



* Indicates statistically significant change at the 10 percent level

Low Medium High

Senegal Sub-Saharan Africa Lower-Middle



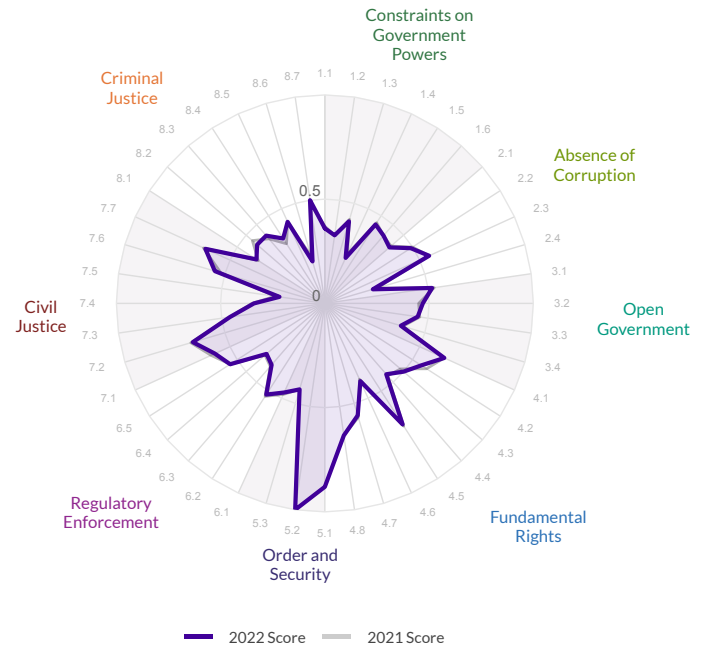
Serbia

Region: Eastern Europe and Central Asia
Income Group: Upper-Middle

The scores range from 0 to 1, where 1 signifies the highest possible score and 0 signifies the lowest possible score.

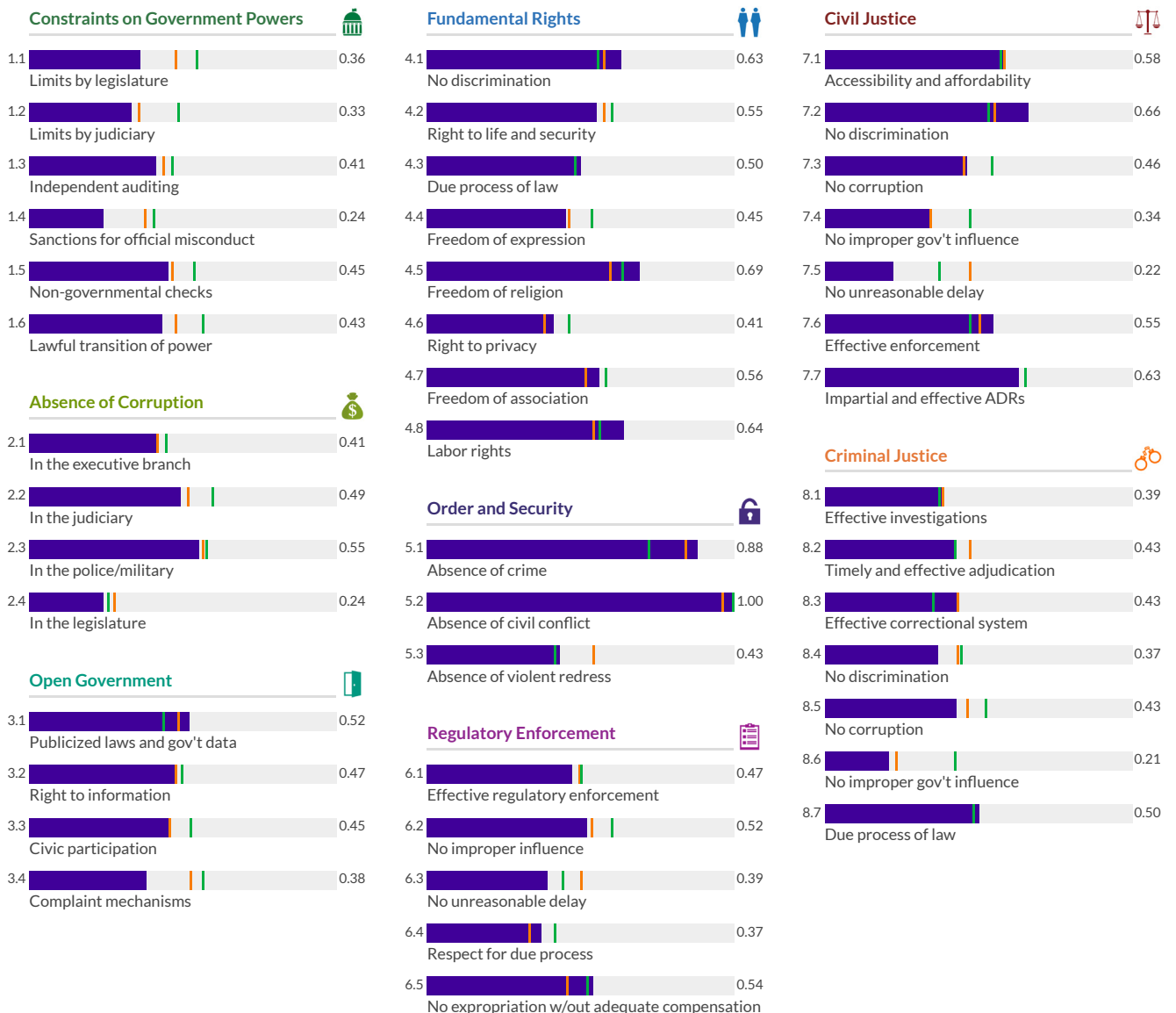
Overall Score	Regional Rank	Income Rank	Global Rank
0.49	9/14	27/42	83/140
Score Change	Rank Change		
0.00	-2 ▼		

	Factor Score	Score Change	Regional Rank	Income Rank	Global Rank
Constraints on Government Powers	0.37	-0.01	11/14	36/42	120/140
Absence of Corruption	0.42	-0.01	9/14	28/42	86/140
Open Government	0.46	0.00	11/14	31/42	91/140
Fundamental Rights	0.55	0.00	8/14	24/42	71/140
Order and Security	0.77	0.00	10/14	14/42	53/140
Regulatory Enforcement	0.46	-0.01	7/14	31/42	93/140
Civil Justice	0.49	0.00	9/14	26/42	82/140
Criminal Justice	0.39	0.00	9/14	27/42	84/140



* Indicates statistically significant change at the 10 percent level

Legend: Serbia (dark purple), Eastern Europe and Central Asia (orange), Upper-Middle (green)

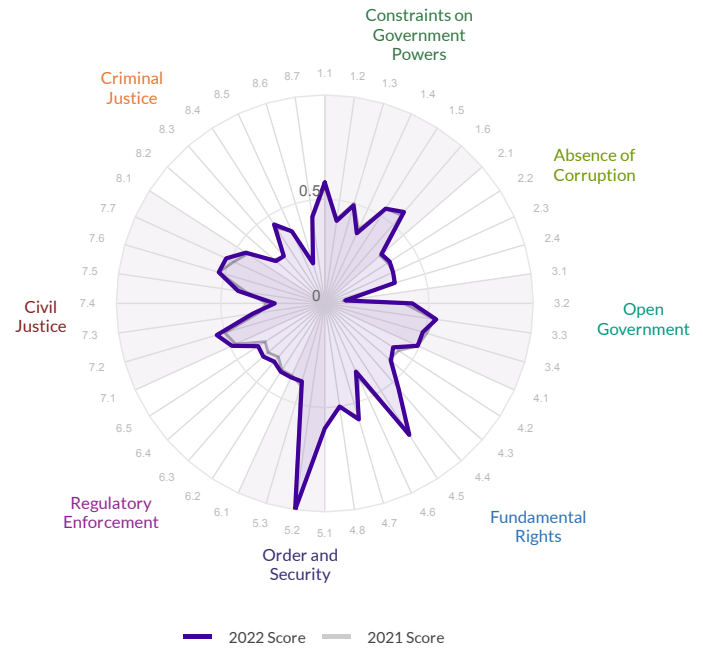


Sierra Leone

The scores range from 0 to 1, where 1 signifies the highest possible score and 0 signifies the lowest possible score.

Overall Score	Regional Rank	Income Rank	Global Rank
0.45	16/34	6/17	105/140
Score Change	Rank Change		
0.01 ▲	3 ▲		

	Factor Score	Score Change	Regional Rank	Income Rank	Global Rank
Constraints on Government Powers	0.49	0.00	13/34	5/17	83/140
Absence of Corruption	0.36	0.00	19/34	9/17	109/140
Open Government	0.39	0.01	16/34	7/17	109/140
Fundamental Rights	0.50	0.00	14/34	7/17	85/140
Order and Security	0.66	0.00	17/34	7/17	100/140
Regulatory Enforcement	0.38	0.02	27/34	11/17	126/140
Civil Justice	0.44	0.02	21/34	7/17	107/140
Criminal Justice	0.36	0.00	18/34	6/17	98/140



* Indicates statistically significant change at the 10 percent level

Low Medium High

Sierra Leone Sub-Saharan Africa Low

Factor	Score	Sub-Saharan Africa	Low
Constraints on Government Powers			
1.1 Limits by legislature	0.58		
1.2 Limits by judiciary	0.40		
1.3 Independent auditing	0.49		
1.4 Sanctions for official misconduct	0.37		
1.5 Non-governmental checks	0.54		
1.6 Lawful transition of power	0.58		
Absence of Corruption			
2.1 In the executive branch	0.36		
2.2 In the judiciary	0.37		
2.3 In the police/military	0.36		
2.4 In the legislature	0.35		
Open Government			
3.1 Publicized laws and gov't data	0.10		
3.2 Right to information	0.42		
3.3 Civic participation	0.54		
3.4 Complaint mechanisms	0.49		
Fundamental Rights			
4.1 No discrimination	0.49		
4.2 Right to life and security	0.39		
4.3 Due process of law	0.42		
4.4 Freedom of expression	0.54		
4.5 Freedom of religion	0.75		
4.6 Right to privacy	0.36		
4.7 Freedom of association	0.58		
4.8 Labor rights	0.50		
Order and Security			
5.1 Absence of crime	0.60		
5.2 Absence of civil conflict	1.00		
5.3 Absence of violent redress	0.39		
Regulatory Enforcement			
6.1 Effective regulatory enforcement	0.39		
6.2 No improper influence	0.39		
6.3 No unreasonable delay	0.37		
6.4 Respect for due process	0.39		
6.5 No expropriation w/out adequate compensation	0.38		
Civil Justice			
7.1 Accessibility and affordability	0.49		
7.2 No discrimination	0.54		
7.3 No corruption	0.35		
7.4 No improper gov't influence	0.24		
7.5 No unreasonable delay	0.42		
7.6 Effective enforcement	0.53		
7.7 Impartial and effective ADRs	0.52		
Criminal Justice			
8.1 Effective investigations	0.45		
8.2 Timely and effective adjudication	0.31		
8.3 Effective correctional system	0.30		
8.4 No discrimination	0.45		
8.5 No corruption	0.38		
8.6 No improper gov't influence	0.20		
8.7 Due process of law	0.42		

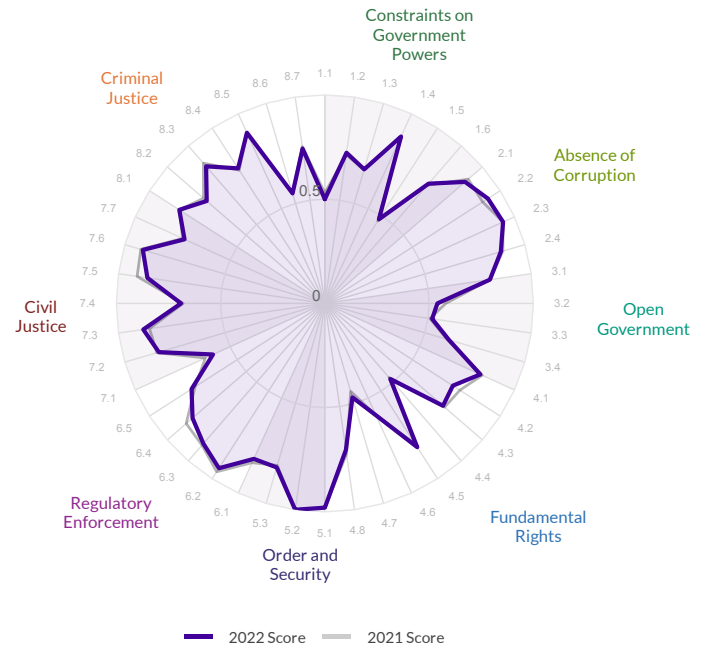
Singapore

Region: East Asia and Pacific
Income Group: High

The scores range from 0 to 1, where 1 signifies the highest possible score and 0 signifies the lowest possible score.

Overall Score	Regional Rank	Income Rank	Global Rank
0.78	4/15	17/43	17/140
Score Change	Rank Change		
0.00	0		

Factor	Score	Score Change	Regional Rank	Income Rank	Global Rank
Constraints on Government Powers	0.67	0.00	5/15	29/43	30/140
Absence of Corruption	0.91	0.00	1/15	3/43	3/140
Open Government	0.62	0.00	6/15	32/43	35/140
Fundamental Rights	0.67	0.00	5/15	35/43	39/140
Order and Security	0.93	0.00	1/15	3/43	3/140
Regulatory Enforcement	0.85	-0.01	2/15	7/43	7/140
Civil Justice	0.79	-0.01	1/15	8/43	8/140
Criminal Justice	0.77	-0.01	1/15	7/43	7/140



* Indicates statistically significant change at the 10 percent level

Low Medium High

Singapore East Asia and Pacific High



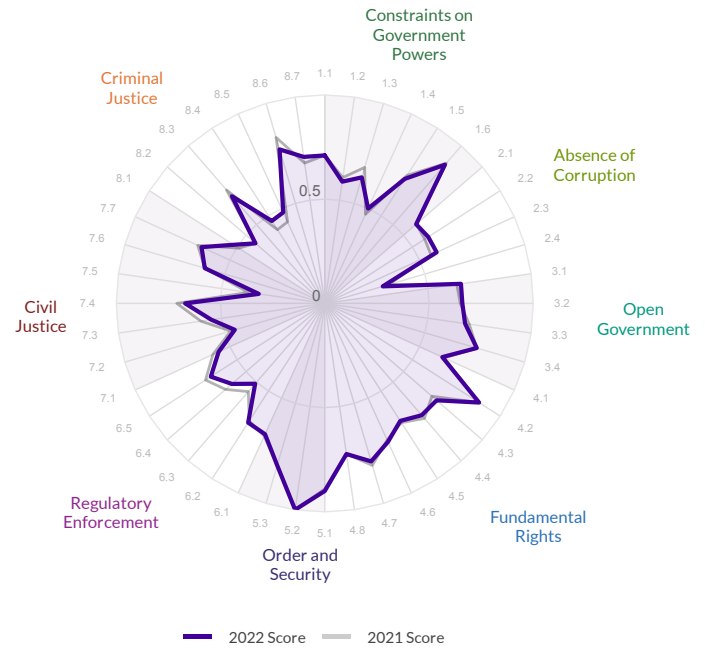
Slovak Republic

Region: EU, EFTA, and North America
Income Group: High

The scores range from 0 to 1, where 1 signifies the highest possible score and 0 signifies the lowest possible score.

Overall Score	Regional Rank	Income Rank	Global Rank
0.66	25/31	34/43	35/140
Score Change	Rank Change		
-0.01 ▾	-2 ▾		

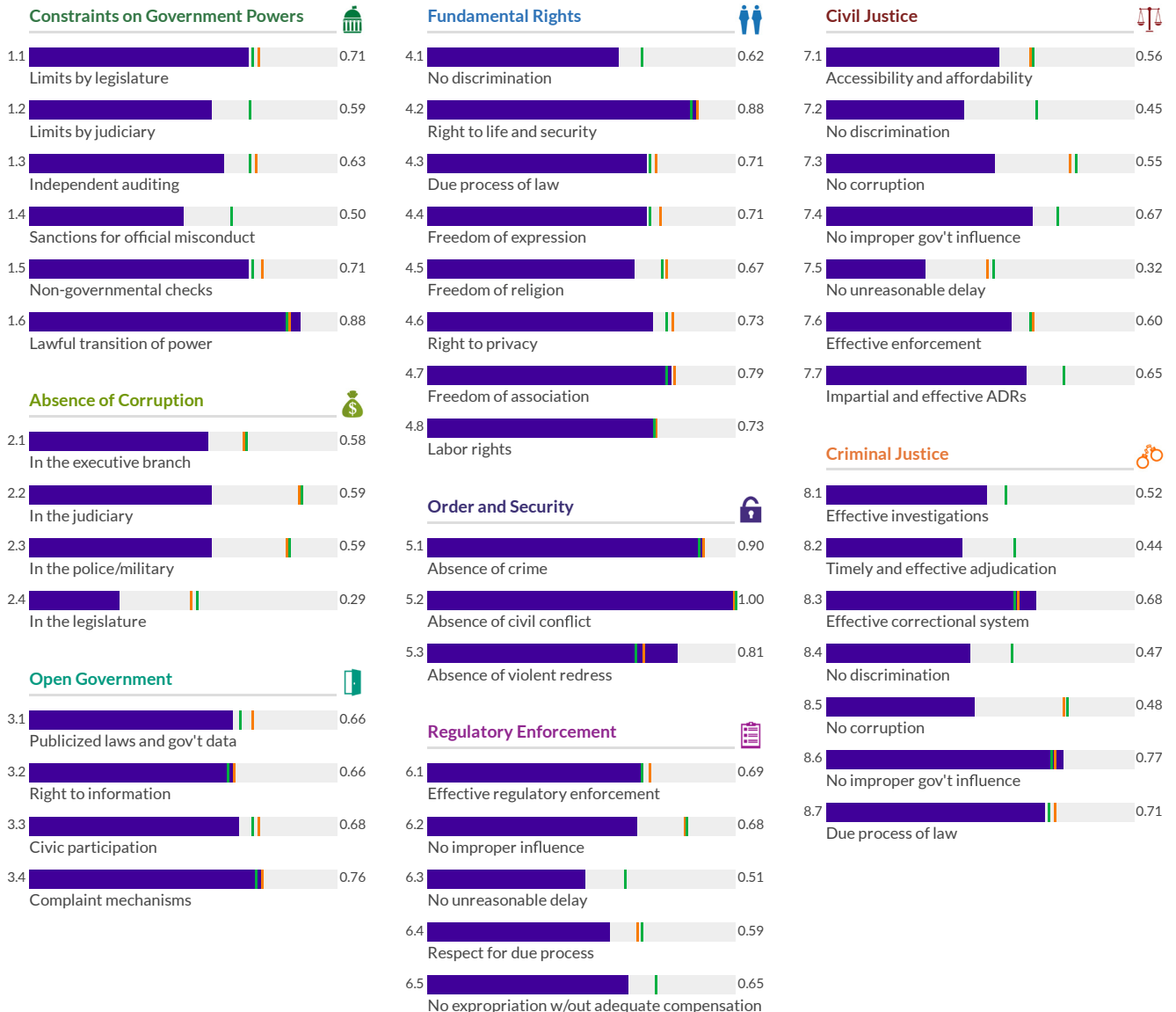
	Factor Score	Score Change	Regional Rank	Income Rank	Global Rank
Constraints on Government Powers	0.67	-0.01	23/31	30/43	31/140
Absence of Corruption	0.51	0.00	29/31	41/43	56/140
Open Government	0.69	0.00	19/31	26/43	27/140
Fundamental Rights	0.73	0.00	22/31	28/43	29/140
Order and Security	0.90	0.00	10/31	14/43	14/140
Regulatory Enforcement	0.62	-0.02	24/31	34/43	35/140
Civil Justice	0.54	-0.03	29/31	42/43	63/140
Criminal Justice	0.58	0.01	23/31	32/43	34/140



* Indicates statistically significant change at the 10 percent level

Low Medium High

Slovak Republic EU, EFTA, and North America High



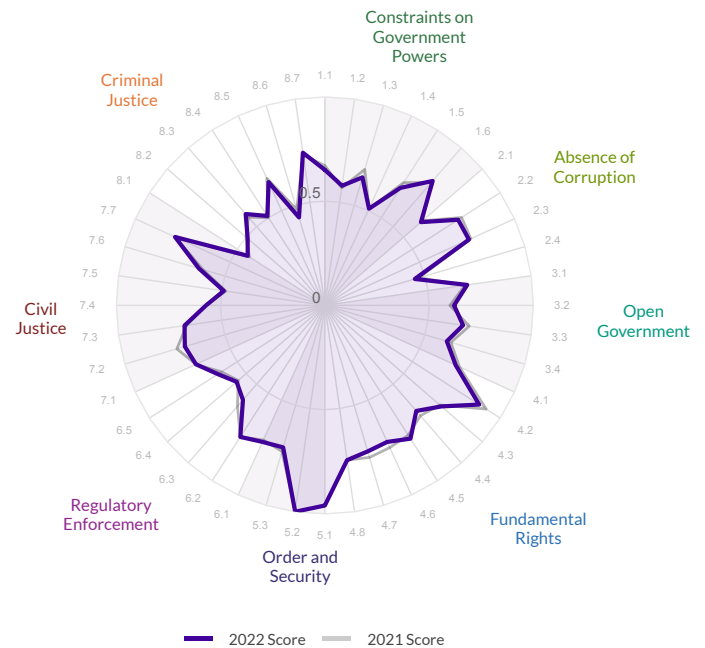
Slovenia

Region: EU, EFTA, and North America
Income Group: High

The scores range from 0 to 1, where 1 signifies the highest possible score and 0 signifies the lowest possible score.

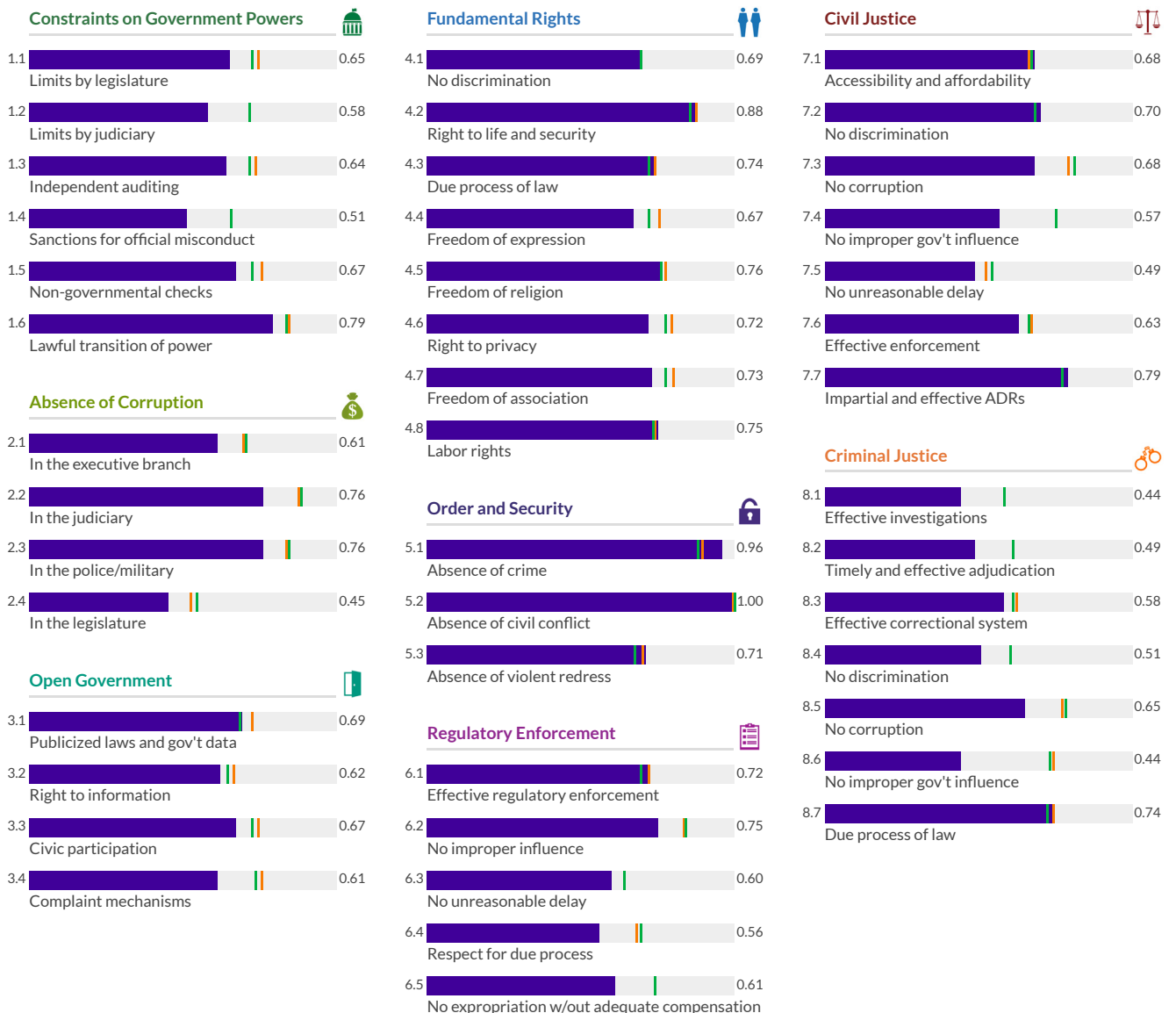
Overall Score	Regional Rank	Income Rank	Global Rank
0.68	23/31	30/43	31/140
Score Change	Rank Change		
-0.01 ▾	-2 ▾		

	Factor Score	Score Change	Regional Rank	Income Rank	Global Rank
Constraints on Government Powers	0.64	-0.01	26/31	34/43	39/140
Absence of Corruption	0.65	-0.01	24/31	34/43	38/140
Open Government	0.65	0.00	22/31	29/43	30/140
Fundamental Rights	0.74	-0.01	19/31	24/43	25/140
Order and Security	0.89	-0.01	14/31	18/43	19/140
Regulatory Enforcement	0.65	0.00	21/31	29/43	30/140
Civil Justice	0.65	0.00	21/31	30/43	33/140
Criminal Justice	0.55	0.00	26/31	37/43	44/140



* Indicates statistically significant change at the 10 percent level

— Slovenia — EU, EFTA, and North America — High

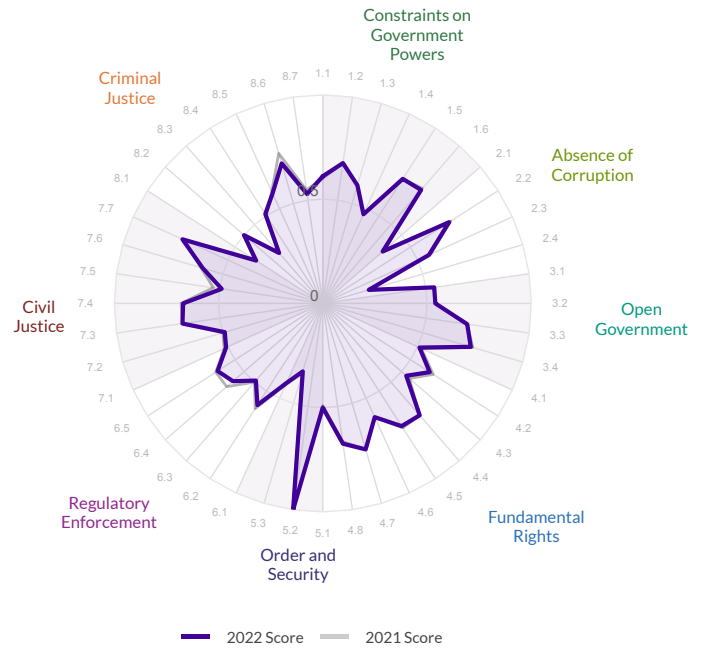


South Africa

The scores range from 0 to 1, where 1 signifies the highest possible score and 0 signifies the lowest possible score.

Overall Score	Regional Rank	Income Rank	Global Rank
0.58	5/34	12/42	54/140
Score Change	Rank Change		
-0.01	-2		

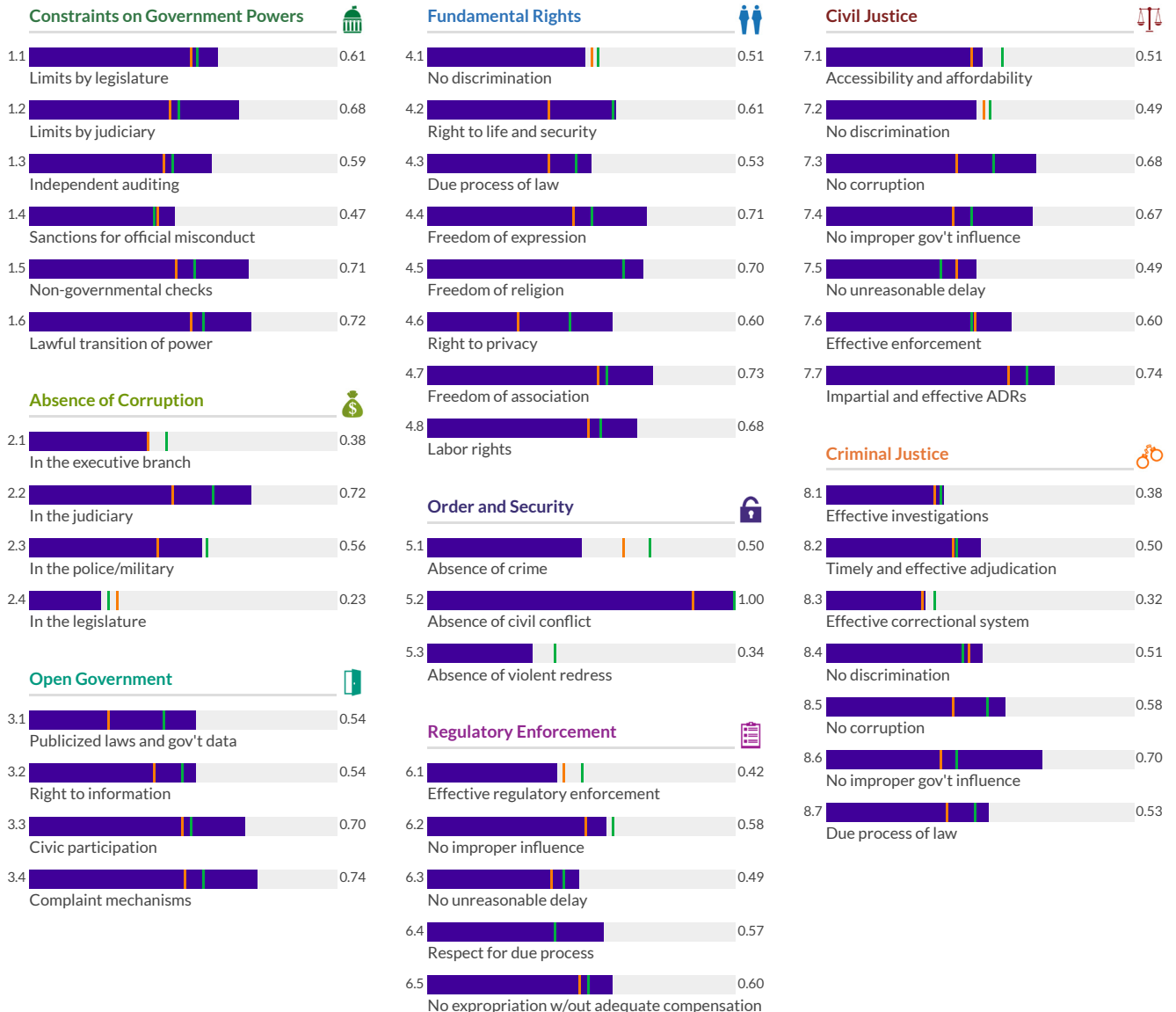
	Factor Score	Score Change	Regional Rank	Income Rank	Global Rank
Constraints on Government Powers	0.63	0.00	3/34	4/42	40/140
Absence of Corruption	0.47	-0.01	6/34	18/42	64/140
Open Government	0.63	0.00	1/34	2/42	33/140
Fundamental Rights	0.63	-0.01	3/34	9/42	47/140
Order and Security	0.61	0.00	23/34	37/42	119/140
Regulatory Enforcement	0.53	-0.02	7/34	12/42	56/140
Civil Justice	0.60	-0.01	4/34	11/42	48/140
Criminal Justice	0.50	-0.01	5/34	14/42	56/140



* Indicates statistically significant change at the 10 percent level

Low Medium High

South Africa Sub-Saharan Africa Upper-Middle

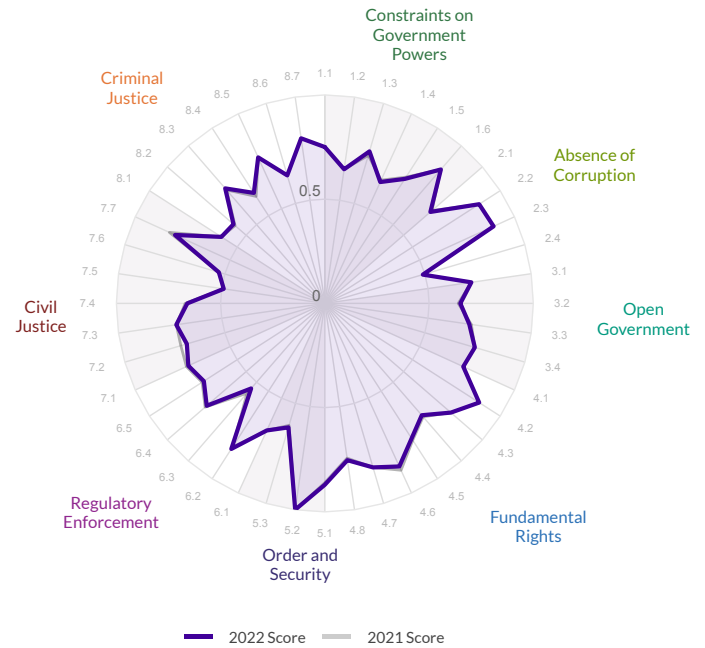


Spain

The scores range from 0 to 1, where 1 signifies the highest possible score and 0 signifies the lowest possible score.

Overall Score	Regional Rank	Income Rank	Global Rank
0.73	17/31	23/43	23/140
Score Change	Rank Change		
0.00	-2 ▼		

	Factor Score	Score Change	Regional Rank	Income Rank	Global Rank
Constraints on Government Powers	0.73	0.00	18/31	22/43	23/140
Absence of Corruption	0.73	0.00	16/31	23/43	23/140
Open Government	0.70	0.00	18/31	22/43	22/140
Fundamental Rights	0.79	-0.01	14/31	15/43	15/140
Order and Security	0.83	0.00	24/31	30/43	34/140
Regulatory Enforcement	0.70	-0.01	19/31	26/43	26/140
Civil Justice	0.66	-0.01	19/31	28/43	30/140
Criminal Justice	0.68	0.01	17/31	23/43	23/140



* Indicates statistically significant change at the 10 percent level

Low Medium High

Spain EU, EFTA, and North America High

Factor	Score	Regional Rank	Income Rank	Global Rank
Constraints on Government Powers	0.73	18/31	22/43	23/140
1.1 Limits by legislature	0.75			
1.2 Limits by judiciary	0.65			
1.3 Independent auditing	0.76			
1.4 Sanctions for official misconduct	0.64			
1.5 Non-governmental checks	0.71			
1.6 Lawful transition of power	0.85			
Absence of Corruption	0.73	16/31	23/43	23/140
2.1 In the executive branch	0.67			
2.2 In the judiciary	0.88			
2.3 In the police/military	0.89			
2.4 In the legislature	0.49			
Open Government	0.70	18/31	22/43	22/140
3.1 Publicized laws and gov't data	0.71			
3.2 Right to information	0.65			
3.3 Civic participation	0.70			
3.4 Complaint mechanisms	0.75			
Fundamental Rights	0.79	14/31	15/43	15/140
4.1 No discrimination	0.73			
4.2 Right to life and security	0.88			
4.3 Due process of law	0.80			
4.4 Freedom of expression	0.71			
4.5 Freedom of religion	0.77			
4.6 Right to privacy	0.86			
4.7 Freedom of association	0.82			
4.8 Labor rights	0.76			
Order and Security	0.83	24/31	30/43	34/140
5.1 Absence of crime	0.87			
5.2 Absence of civil conflict	1.00			
5.3 Absence of violent redress	0.62			
Regulatory Enforcement	0.70	19/31	26/43	26/140
6.1 Effective regulatory enforcement	0.67			
6.2 No improper influence	0.83			
6.3 No unreasonable delay	0.54			
6.4 Respect for due process	0.75			
6.5 No expropriation w/out adequate compensation	0.69			
Civil Justice	0.66	19/31	28/43	30/140
7.1 Accessibility and affordability	0.72			
7.2 No discrimination	0.69			
7.3 No corruption	0.72			
7.4 No improper gov't influence	0.66			
7.5 No unreasonable delay	0.49			
7.6 Effective enforcement	0.53			
7.7 Impartial and effective ADRs	0.79			
Criminal Justice	0.68	17/31	23/43	23/140
8.1 Effective investigations	0.59			
8.2 Timely and effective adjudication	0.58			
8.3 Effective correctional system	0.73			
8.4 No discrimination	0.63			
8.5 No corruption	0.77			
8.6 No improper gov't influence	0.64			
8.7 Due process of law	0.80			

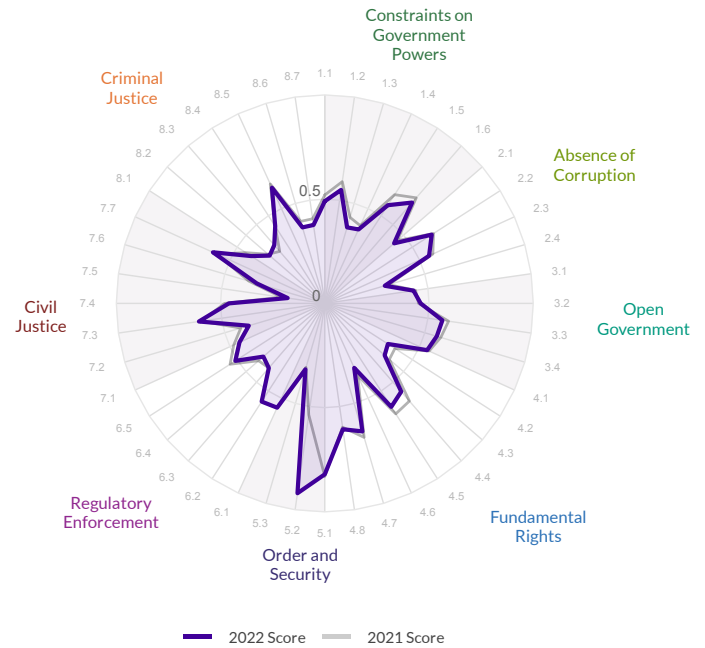
Sri Lanka

Region: South Asia
Income Group: Lower-Middle

The scores range from 0 to 1, where 1 signifies the highest possible score and 0 signifies the lowest possible score.

Overall Score	Regional Rank	Income Rank	Global Rank
0.50	2/6	7/38	74/140
Score Change	Rank Change		
0.00	2▲		

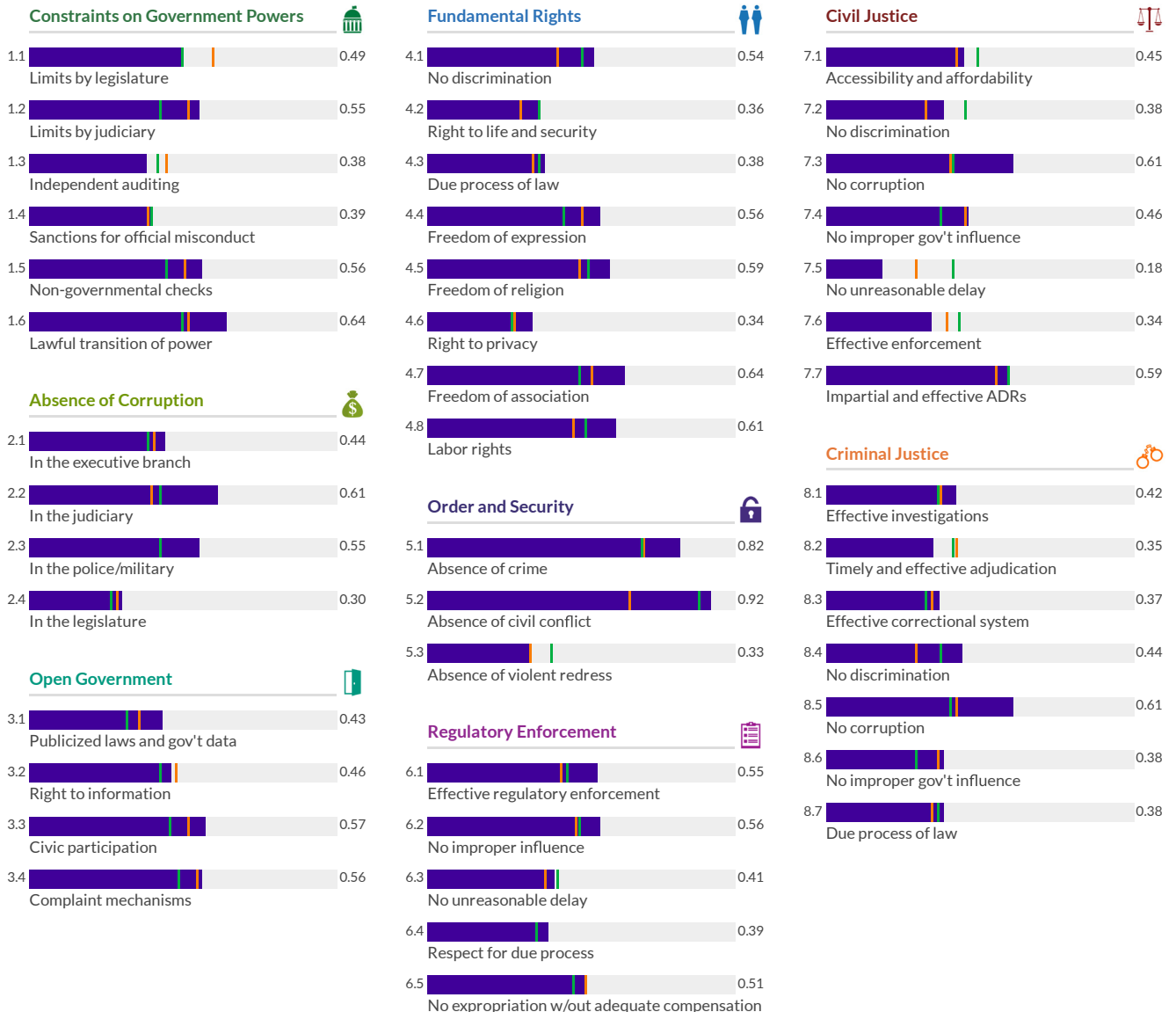
	Factor Score	Score Change	Regional Rank	Income Rank	Global Rank
Constraints on Government Powers	0.50	-0.04*	3/6	11/38	78/140
Absence of Corruption	0.47	-0.02	1/6	2/38	63/140
Open Government	0.51	-0.01	3/6	7/38	68/140
Fundamental Rights	0.50	-0.03	2/6	9/38	86/140
Order and Security	0.69	0.12*	2/6	17/38	89/140
Regulatory Enforcement	0.48	-0.01	2/6	9/38	73/140
Civil Justice	0.43	-0.02	2/6	25/38	109/140
Criminal Justice	0.42	-0.01	2/6	7/38	74/140



* Indicates statistically significant change at the 10 percent level

Low Medium High

Sri Lanka South Asia Lower-Middle

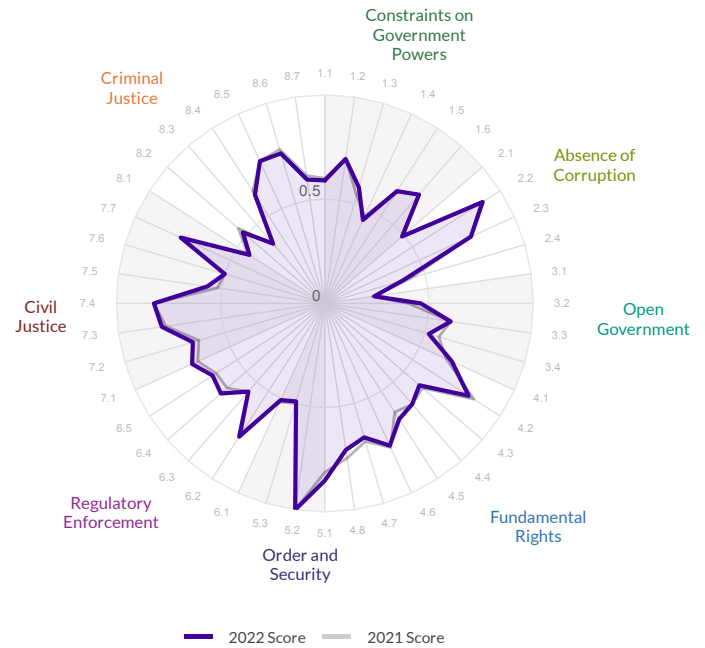


St. Kitts and Nevis

The scores range from 0 to 1, where 1 signifies the highest possible score and 0 signifies the lowest possible score.

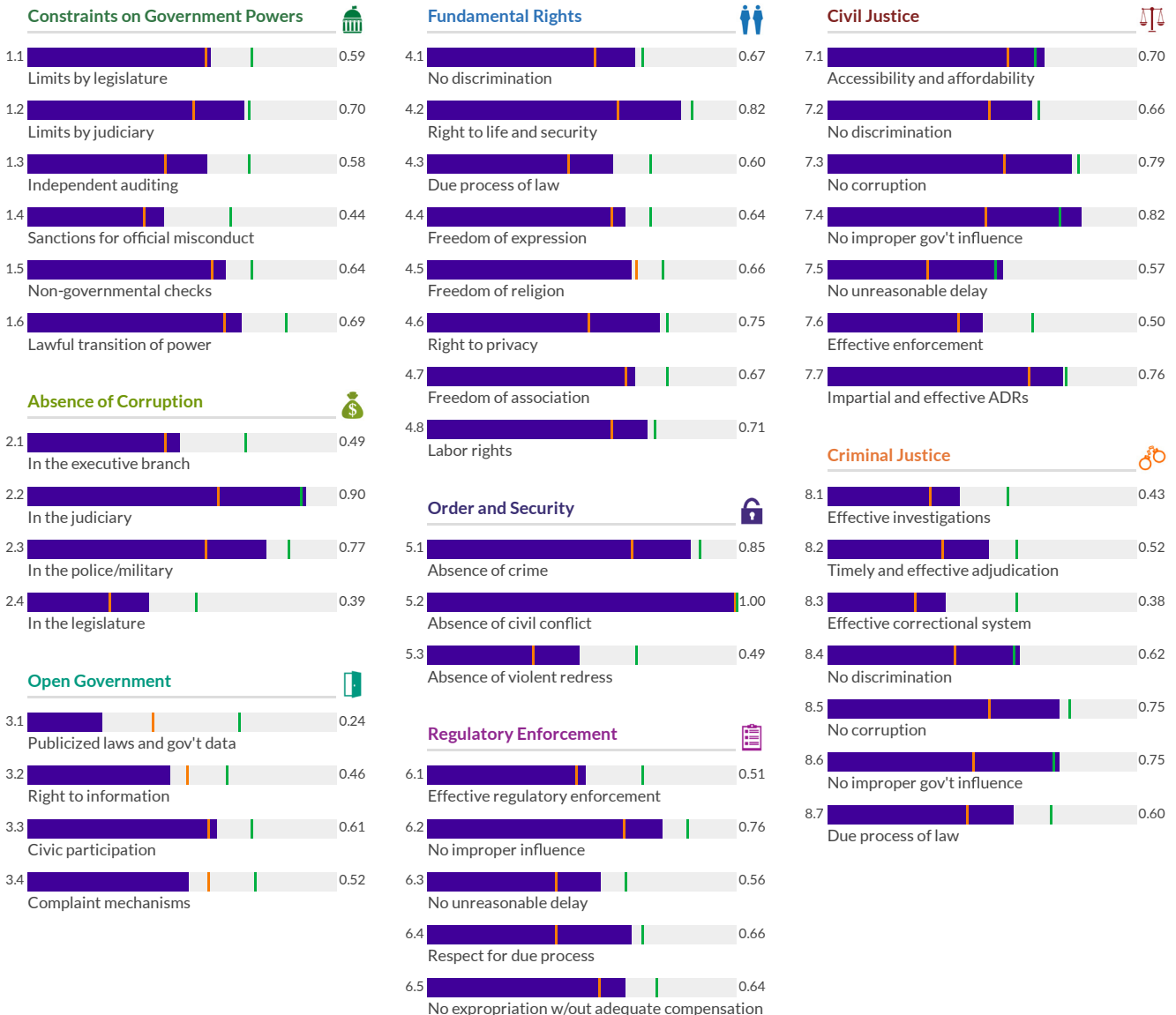
Overall Score	Regional Rank	Income Rank	Global Rank
0.63	5/32	37/43	39/140
Score Change	Rank Change		
0.00	1▲		

	Factor Score	Score Change	Regional Rank	Income Rank	Global Rank
Constraints on Government Powers	0.60	0.00	7/32	36/43	45/140
Absence of Corruption	0.64	-0.01	7/32	37/43	41/140
Open Government	0.46	0.01	23/32	41/43	86/140
Fundamental Rights	0.69	-0.01	7/32	33/43	35/140
Order and Security	0.78	0.01	4/32	37/43	49/140
Regulatory Enforcement	0.63	0.01	4/32	33/43	34/140
Civil Justice	0.69	0.02	2/32	24/43	24/140
Criminal Justice	0.58	-0.01	5/32	33/43	36/140



* Indicates statistically significant change at the 10 percent level

— St. Kitts and Nevis — Latin America and Caribbean — High



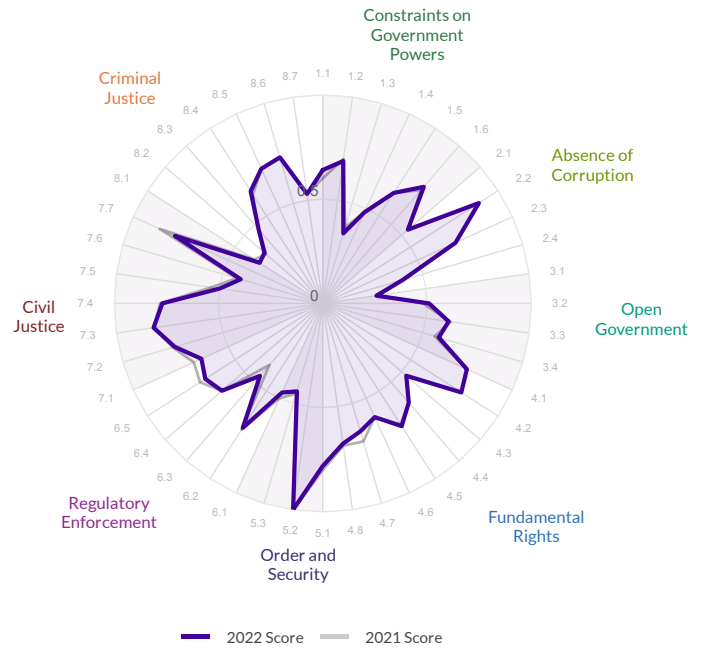
St. Lucia

Region: Latin America and Caribbean
Income Group: Upper-Middle

The scores range from 0 to 1, where 1 signifies the highest possible score and 0 signifies the lowest possible score.

Overall Score	Regional Rank	Income Rank	Global Rank
0.61	8/32	4/42	43/140
Score Change	Rank Change		
0.00	0		

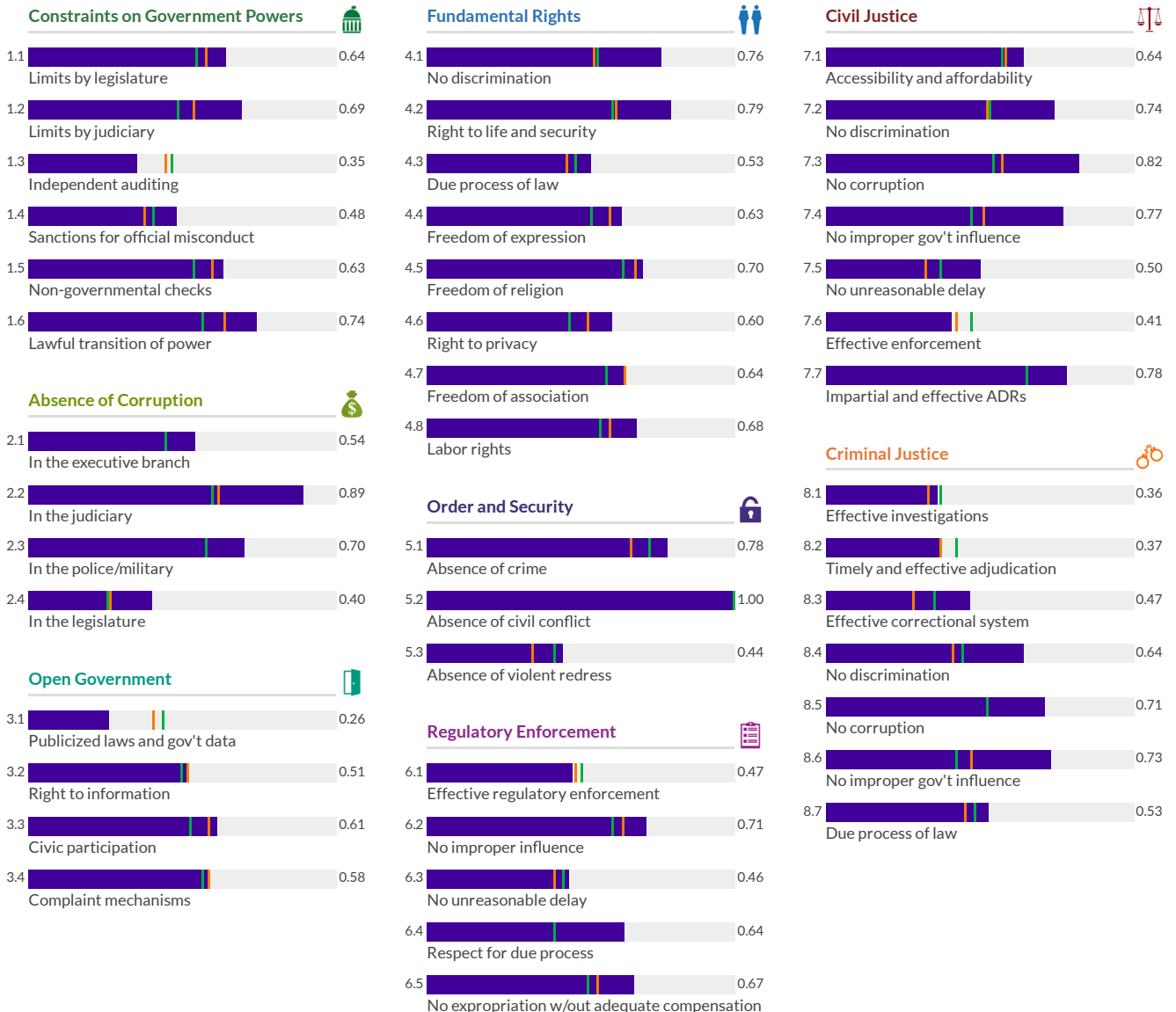
	Factor Score	Score Change	Regional Rank	Income Rank	Global Rank
Constraints on Government Powers	0.59	0.00	9/32	8/42	49/140
Absence of Corruption	0.63	0.00	8/32	4/42	42/140
Open Government	0.49	0.00	21/32	24/42	75/140
Fundamental Rights	0.67	-0.01	9/32	5/42	41/140
Order and Security	0.74	-0.01	7/32	20/42	66/140
Regulatory Enforcement	0.59	0.00	7/32	4/42	42/140
Civil Justice	0.67	-0.03	4/32	1/42	28/140
Criminal Justice	0.54	0.00	9/32	9/42	48/140



* Indicates statistically significant change at the 10 percent level

Low Medium High

St. Lucia Latin America and Caribbean Upper-Middle



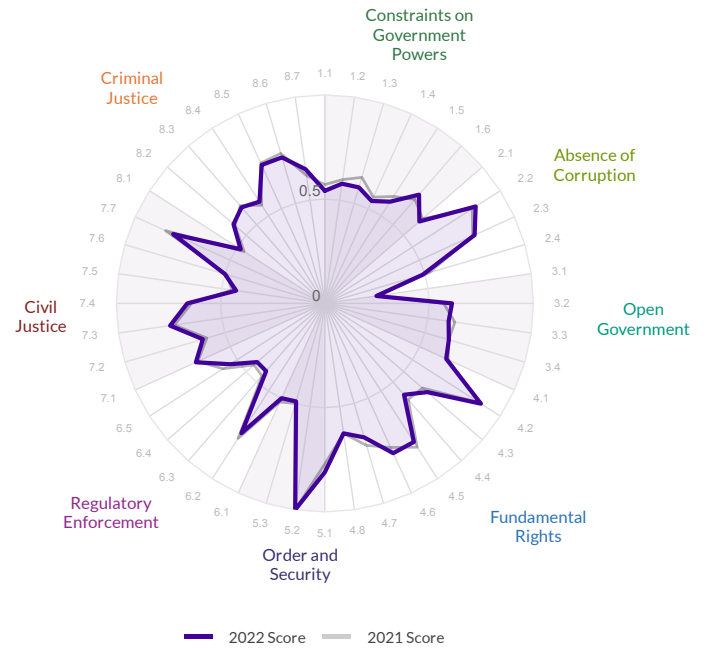
St. Vincent and the Grenadines

Region: Latin America and Caribbean
Income Group: Upper-Middle

The scores range from 0 to 1, where 1 signifies the highest possible score and 0 signifies the lowest possible score.

Overall Score	Regional Rank	Income Rank	Global Rank
0.63	7/32	3/42	41/140
Score Change	Rank Change		
-0.01	-3		

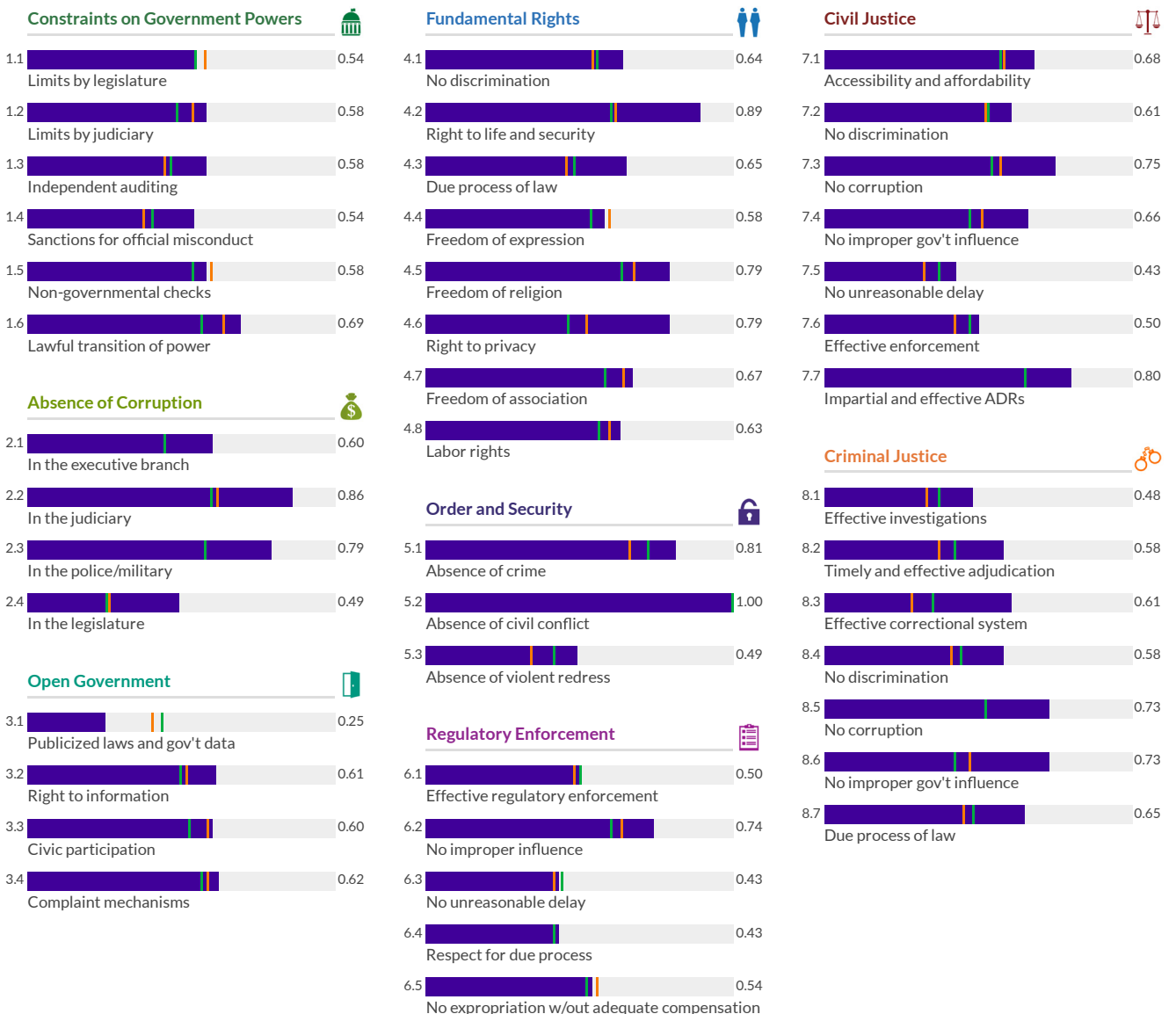
	Factor Score	Score Change	Regional Rank	Income Rank	Global Rank
Constraints on Government Powers	0.58	-0.02	11/32	10/42	51/140
Absence of Corruption	0.68	-0.01	4/32	1/42	30/140
Open Government	0.52	0.00	16/32	19/42	63/140
Fundamental Rights	0.70	-0.01	5/32	2/42	33/140
Order and Security	0.77	0.01	5/32	15/42	55/140
Regulatory Enforcement	0.53	-0.02	11/32	14/42	58/140
Civil Justice	0.63	0.00	5/32	3/42	34/140
Criminal Justice	0.62	0.00	1/32	1/42	29/140



* Indicates statistically significant change at the 10 percent level

Low Medium High

St. Vincent and the Grenadines Latin America and Caribbean Upper-Middle



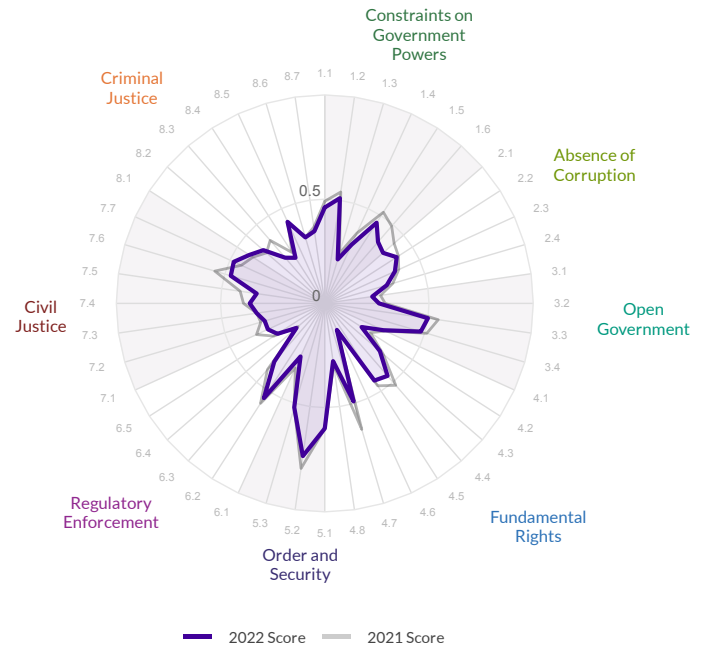
Sudan

The scores range from 0 to 1, where 1 signifies the highest possible score and 0 signifies the lowest possible score.

Overall Score	Regional Rank	Income Rank	Global Rank
0.39	29/34	14/17	125/140

Score Change	Rank Change
-0.03 ▾	-9 ▾

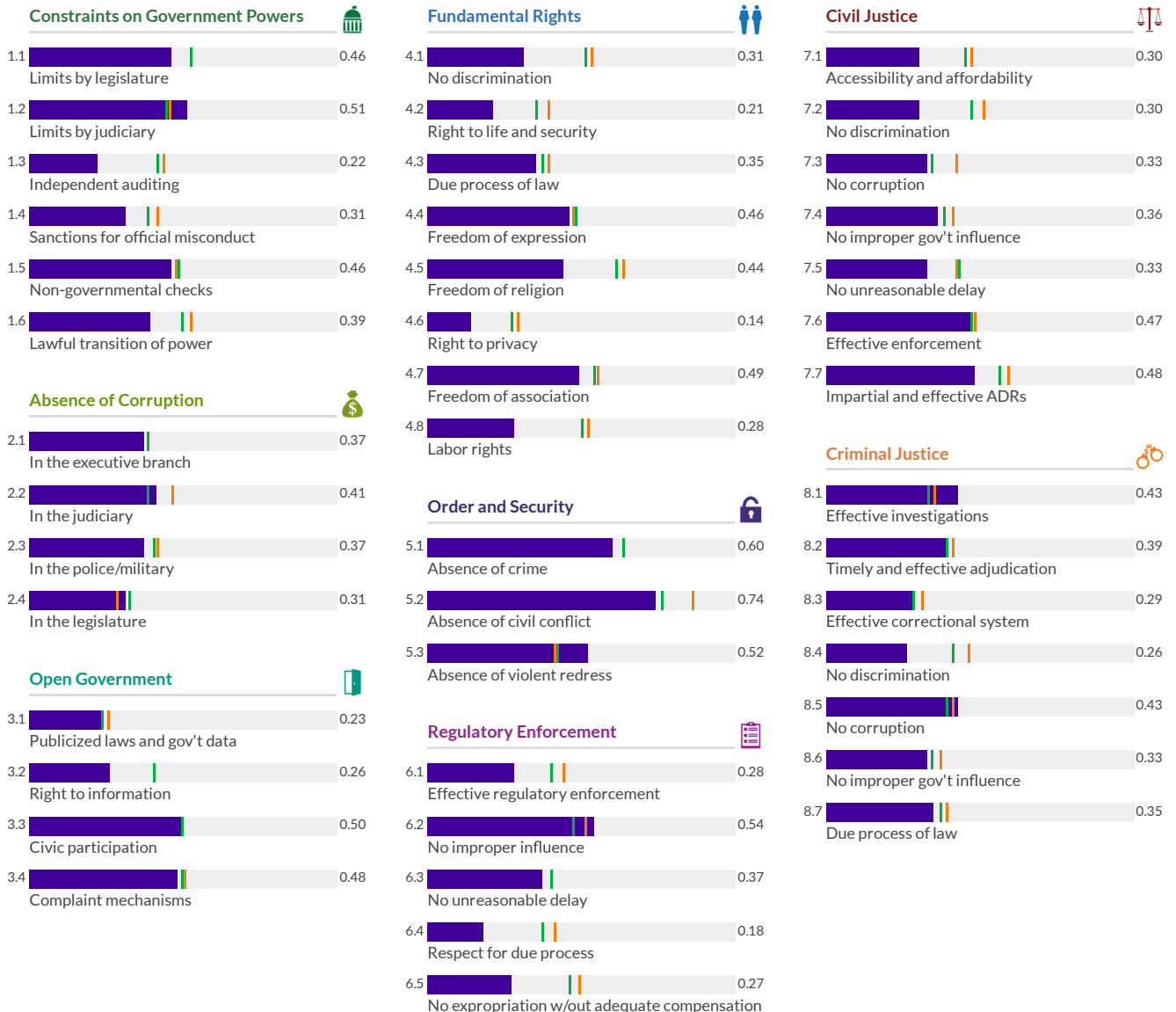
Factor	Score	Score Change	Regional Rank	Income Rank	Global Rank
Constraints on Government Powers	0.39	-0.06	24/34	13/17	113/140
Absence of Corruption	0.36	-0.04	18/34	8/17	106/140
Open Government	0.37	-0.04	24/34	12/17	119/140
Fundamental Rights	0.34	-0.04	33/34	15/17	129/140
Order and Security	0.62	-0.02	21/34	9/17	115/140
Regulatory Enforcement	0.33	-0.03	33/34	17/17	136/140
Civil Justice	0.37	-0.03	33/34	15/17	132/140
Criminal Justice	0.35	-0.02	21/34	8/17	101/140



* Indicates statistically significant change at the 10 percent level

Low Medium High

Sudan Sub-Saharan Africa Low



Suriname

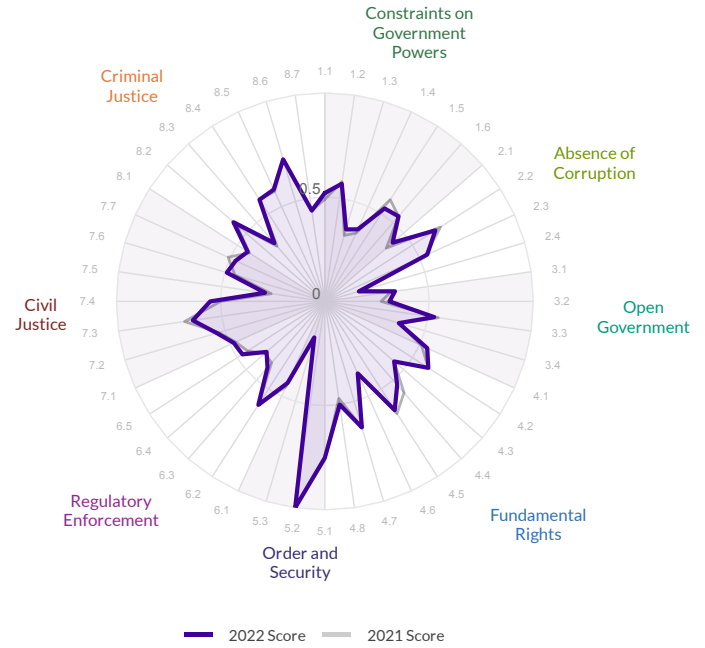
Region: Latin America and Caribbean
Income Group: Upper-Middle

The scores range from 0 to 1, where 1 signifies the highest possible score and 0 signifies the lowest possible score.

Overall Score	Regional Rank	Income Rank	Global Rank
0.50	17/32	24/42	79/140

Score Change	Rank Change
0.00	5▲

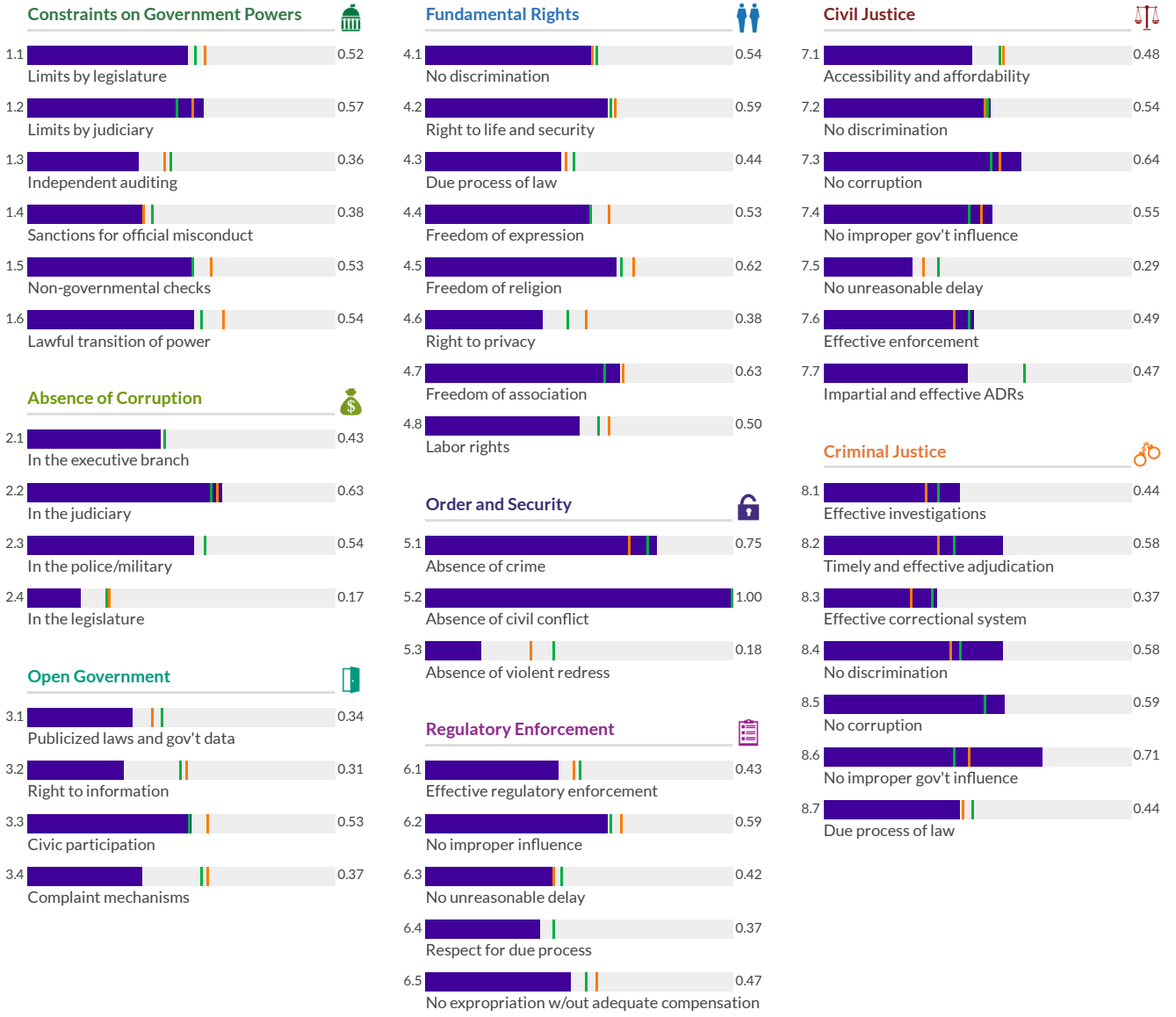
	Factor Score	Score Change	Regional Rank	Income Rank	Global Rank
Constraints on Government Powers	0.48	0.00	24/32	27/42	89/140
Absence of Corruption	0.44	0.00	17/32	24/42	76/140
Open Government	0.39	0.01	29/32	38/42	107/140
Fundamental Rights	0.53	0.00	21/32	27/42	75/140
Order and Security	0.64	0.00	19/32	29/42	104/140
Regulatory Enforcement	0.46	0.01	23/32	32/42	94/140
Civil Justice	0.50	0.01	19/32	25/42	81/140
Criminal Justice	0.53	0.01	10/32	11/42	50/140



* Indicates statistically significant change at the 10 percent level

Low Medium High

Suriname Latin America and Caribbean Upper-Middle

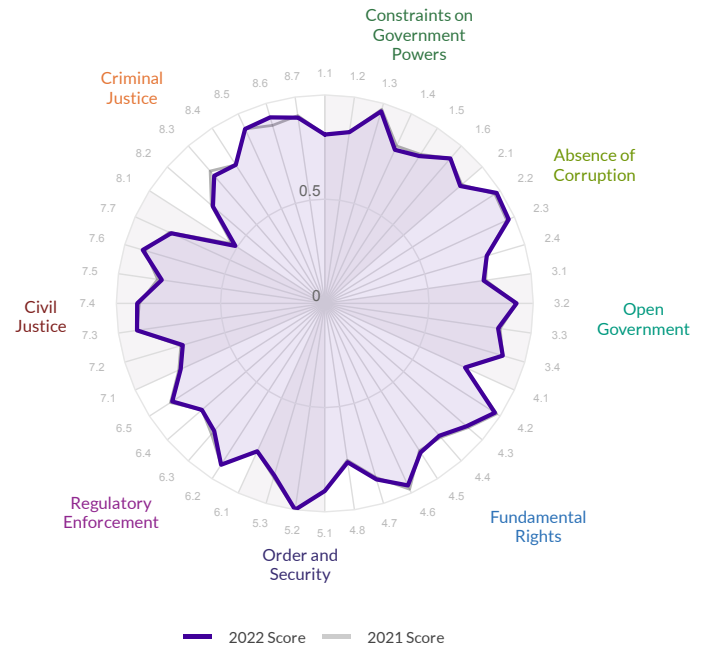


Sweden

The scores range from 0 to 1, where 1 signifies the highest possible score and 0 signifies the lowest possible score.

Overall Score	Regional Rank	Income Rank	Global Rank
0.86	4/31	4/43	4/140
Score Change	Rank Change		
0.00	0		

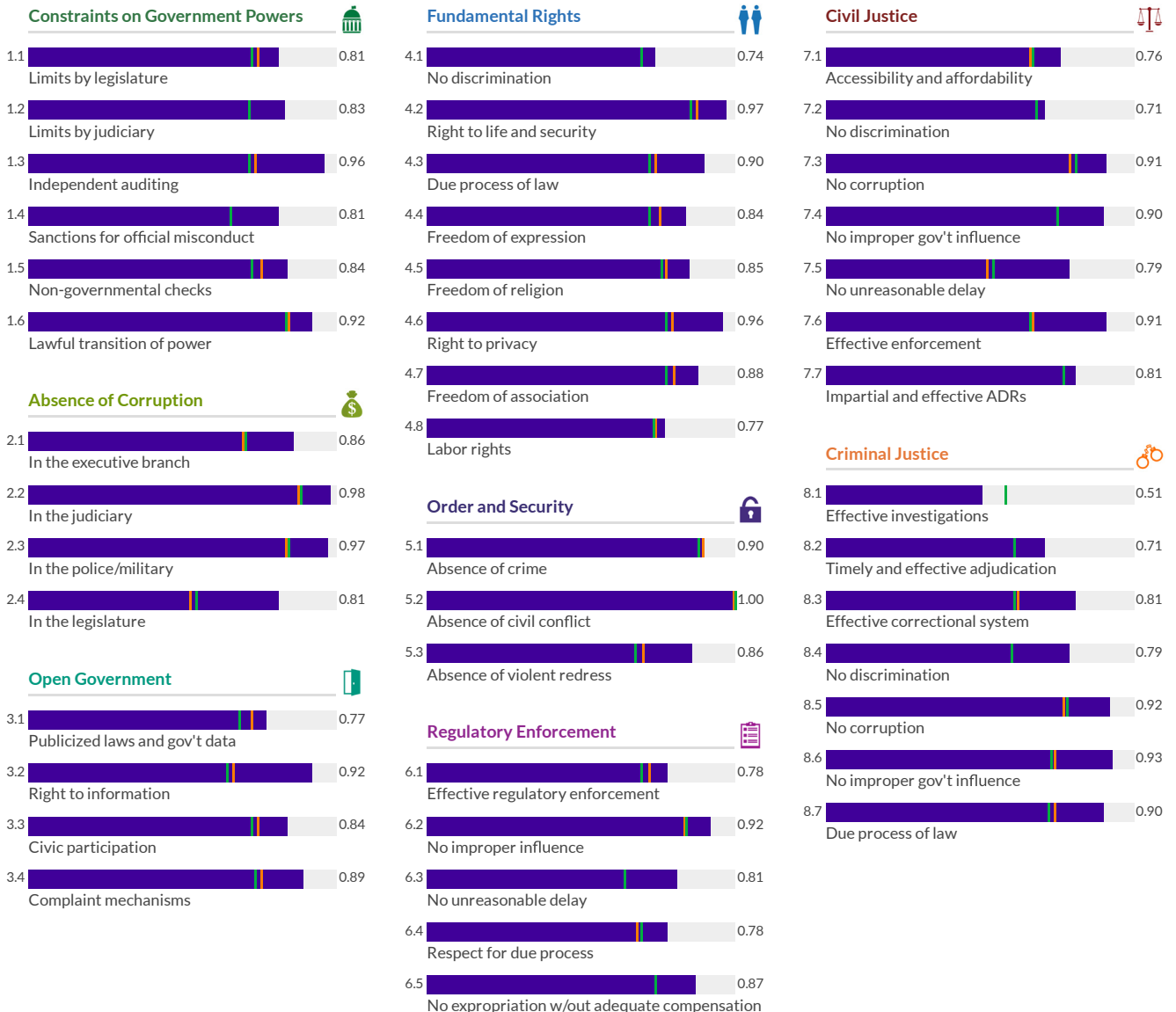
	Factor Score	Score Change	Regional Rank	Income Rank	Global Rank
Constraints on Government Powers	0.86	0.00	4/31	4/43	4/140
Absence of Corruption	0.90	0.00	3/31	4/43	4/140
Open Government	0.85	0.00	4/31	4/43	4/140
Fundamental Rights	0.86	0.00	4/31	4/43	4/140
Order and Security	0.92	0.00	6/31	9/43	9/140
Regulatory Enforcement	0.83	-0.01	7/31	9/43	9/140
Civil Justice	0.83	0.00	5/31	5/43	5/140
Criminal Justice	0.80	0.00	4/31	4/43	4/140



* Indicates statistically significant change at the 10 percent level

Low Medium High

Sweden EU, EFTA, and North America High



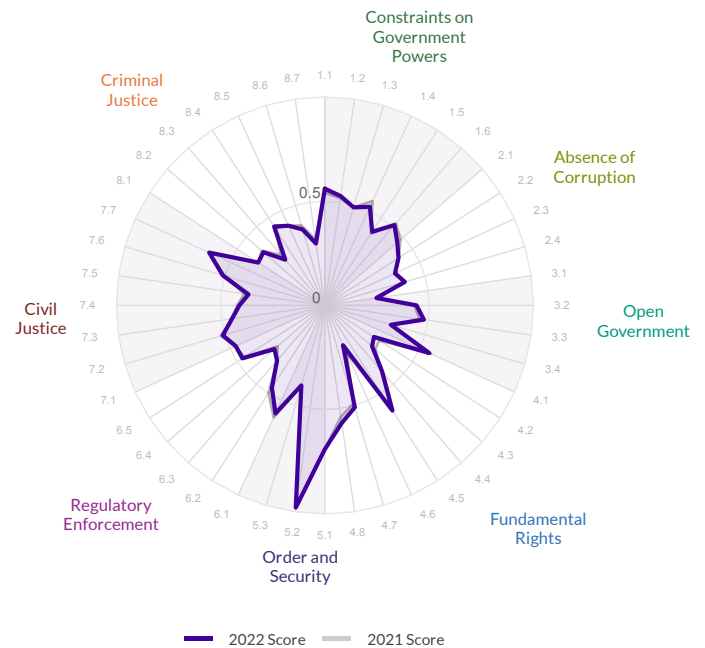
Tanzania

Region: Sub-Saharan Africa
Income Group: Lower-Middle

The scores range from 0 to 1, where 1 signifies the highest possible score and 0 signifies the lowest possible score.

Overall Score	Regional Rank	Income Rank	Global Rank
0.46	12/34	17/38	98/140
Score Change	Rank Change		
0.00	2▲		

	Factor Score	Score Change	Regional Rank	Income Rank	Global Rank
Constraints on Government Powers	0.51	0.00	12/34	10/38	77/140
Absence of Corruption	0.41	-0.01	13/34	13/38	91/140
Open Government	0.37	0.00	21/34	25/38	115/140
Fundamental Rights	0.43	0.00	22/34	21/38	112/140
Order and Security	0.69	0.00	12/34	16/38	88/140
Regulatory Enforcement	0.43	-0.01	18/34	20/38	105/140
Civil Justice	0.48	0.00	12/34	13/38	89/140
Criminal Justice	0.37	-0.01	15/34	17/38	91/140



* Indicates statistically significant change at the 10 percent level

Low Medium High

Tanzania Sub-Saharan Africa Lower-Middle

Category	Sub-Category	Score
Constraints on Government Powers	Limits by legislature	0.56
	Limits by judiciary	0.53
	Independent auditing	0.49
	Sanctions for official misconduct	0.52
	Non-governmental checks	0.42
	Lawful transition of power	0.51
Absence of Corruption	In the executive branch	0.46
	In the judiciary	0.42
	In the police/military	0.37
	In the legislature	0.40
Open Government	Publicized laws and gov't data	0.25
	Right to information	0.44
	Civic participation	0.48
	Complaint mechanisms	0.33
Fundamental Rights	No discrimination	0.55
	Right to life and security	0.28
	Due process of law	0.30
	Freedom of expression	0.42
	Freedom of religion	0.60
Order and Security	Right to privacy	0.21
	Freedom of association	0.51
	Labor rights	0.57
	Absence of crime	0.69
	Absence of civil conflict	0.98
Regulatory Enforcement	Absence of violent redress	0.40
	Effective regulatory enforcement	0.57
	No improper influence	0.47
	No unreasonable delay	0.35
	Respect for due process	0.32
Civil Justice	Accessibility and affordability	0.47
	No discrimination	0.51
	No corruption	0.45
	No improper gov't influence	0.41
	No unreasonable delay	0.37
	Effective enforcement	0.51
	Impartial and effective ADRs	0.61
Criminal Justice	Effective investigations	0.38
	Timely and effective adjudication	0.39
	Effective correctional system	0.29
	No discrimination	0.45
	No corruption	0.42
	No improper gov't influence	0.38
	Due process of law	0.30

Thailand

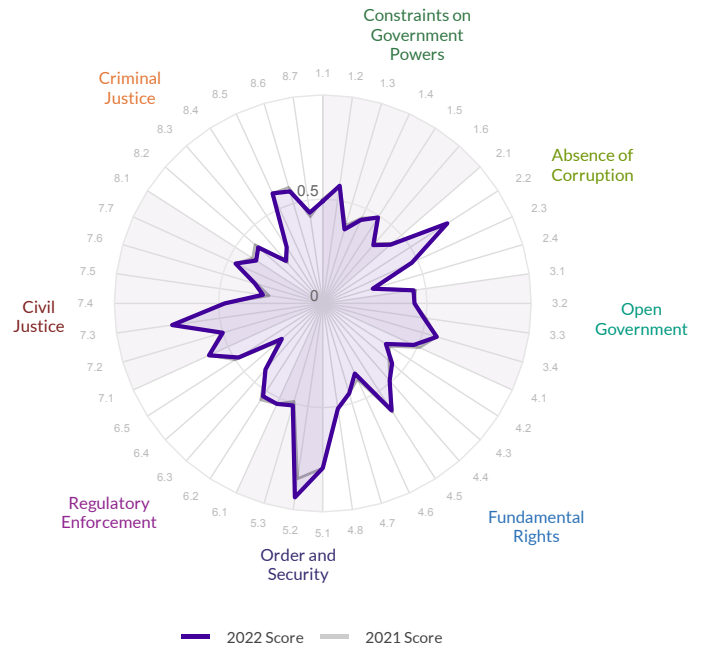
The scores range from 0 to 1, where 1 signifies the highest possible score and 0 signifies the lowest possible score.

Overall Score	Regional Rank	Income Rank	Global Rank
0.50	10/15	25/42	80/140
Score Change	Rank Change		
0.00	0		

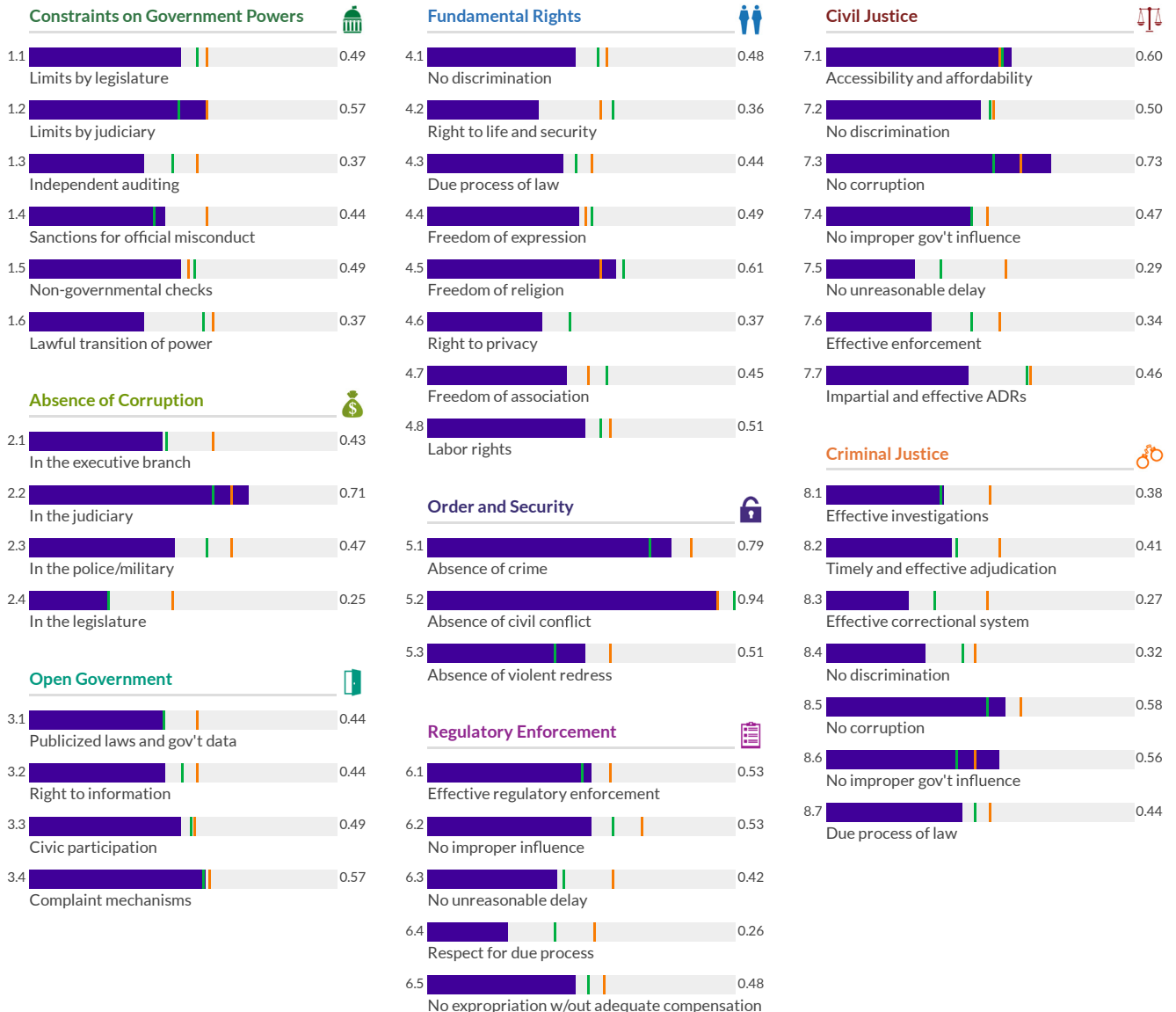
	Factor Score	Score Change	Regional Rank	Income Rank	Global Rank
Constraints on Government Powers	0.45	-0.01	11/15	31/42	98/140
Absence of Corruption	0.47	0.00	9/15	19/42	68/140
Open Government	0.48	-0.01	10/15	25/42	77/140
Fundamental Rights	0.46	-0.01	10/15	33/42	98/140
Order and Security	0.74	0.03*	11/15	19/42	63/140
Regulatory Enforcement	0.45	-0.01	12/15	34/42	101/140
Civil Justice	0.48	0.00	10/15	28/42	85/140
Criminal Justice	0.42	0.00	11/15	22/42	73/140

* Indicates statistically significant change at the 10 percent level

Low Medium High



Thailand East Asia and Pacific Upper-Middle



Togo

Region: Sub-Saharan Africa
Income Group: Low

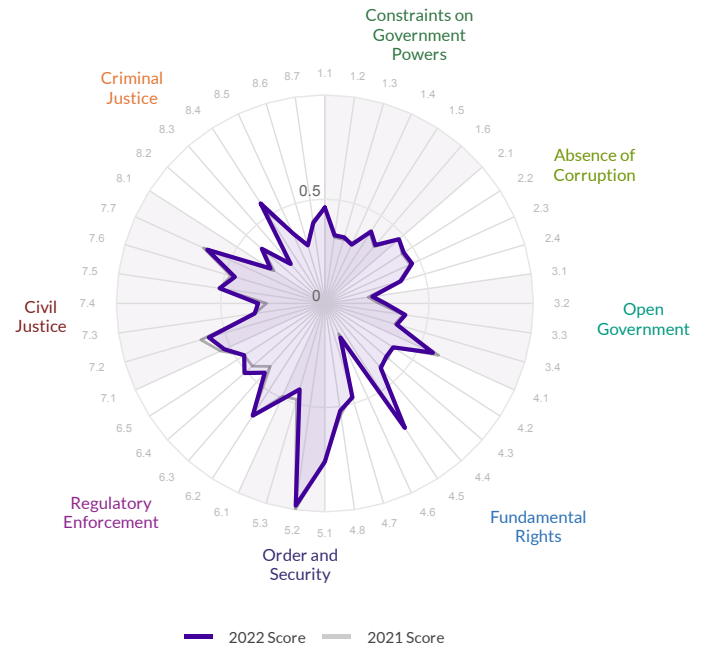
The scores range from 0 to 1, where 1 signifies the highest possible score and 0 signifies the lowest possible score.

Overall Score	Regional Rank	Income Rank	Global Rank
0.46	13/34	5/17	101/140
Score Change	Rank Change		
0.00	2▲		

	Factor Score	Score Change	Regional Rank	Income Rank	Global Rank
Constraints on Government Powers	0.37	0.00	30/34	17/17	123/140
Absence of Corruption	0.44	0.01	9/34	4/17	79/140
Open Government	0.32	0.02	33/34	17/17	133/140
Fundamental Rights	0.45	0.00	19/34	11/17	104/140
Order and Security	0.72	-0.02*	5/34	2/17	69/140
Regulatory Enforcement	0.51	0.02	8/34	2/17	63/140
Civil Justice	0.48	-0.01	11/34	4/17	86/140
Criminal Justice	0.37	0.01	16/34	5/17	92/140

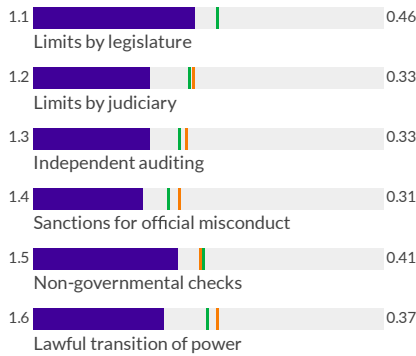
* Indicates statistically significant change at the 10 percent level

Low Medium High

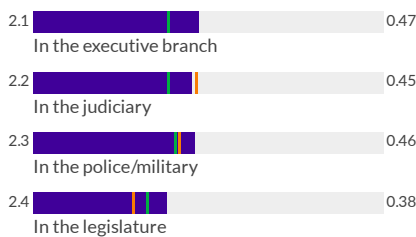


Togo Sub-Saharan Africa Low

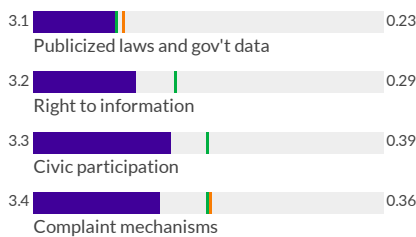
Constraints on Government Powers



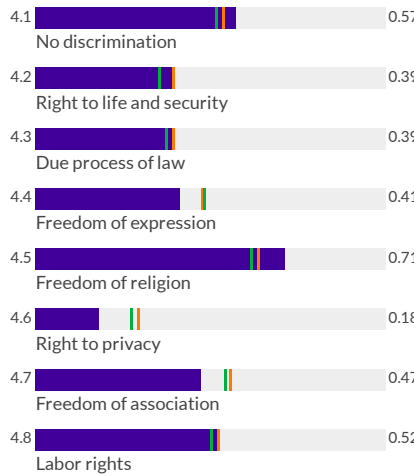
Absence of Corruption



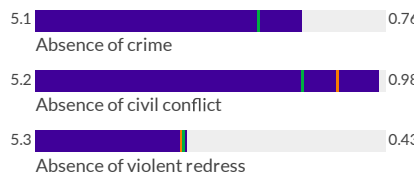
Open Government



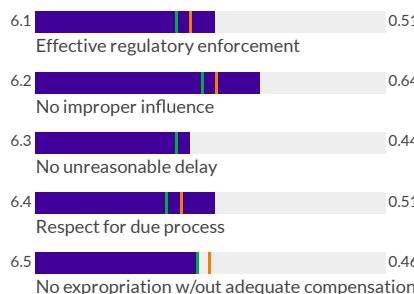
Fundamental Rights



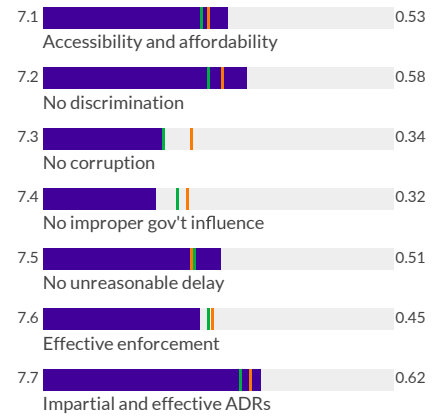
Order and Security



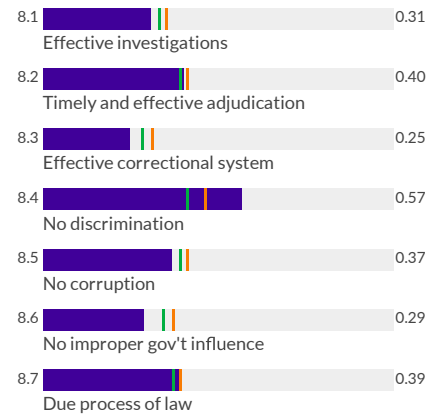
Regulatory Enforcement



Civil Justice



Criminal Justice



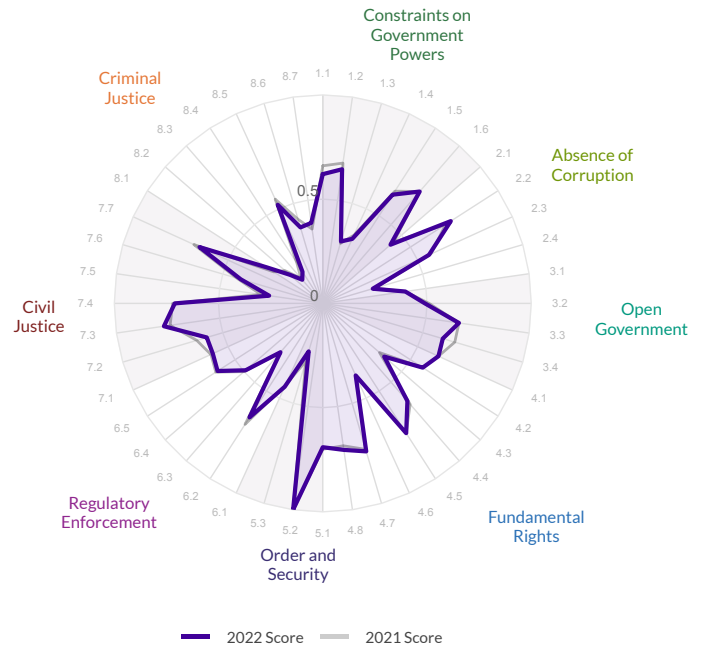
Trinidad and Tobago

The scores range from 0 to 1, where 1 signifies the highest possible score and 0 signifies the lowest possible score.

Overall Score	Regional Rank	Income Rank	Global Rank
0.52	14/32	42/43	67/140

Score Change	Rank Change
-0.01 ▾	-4 ▾

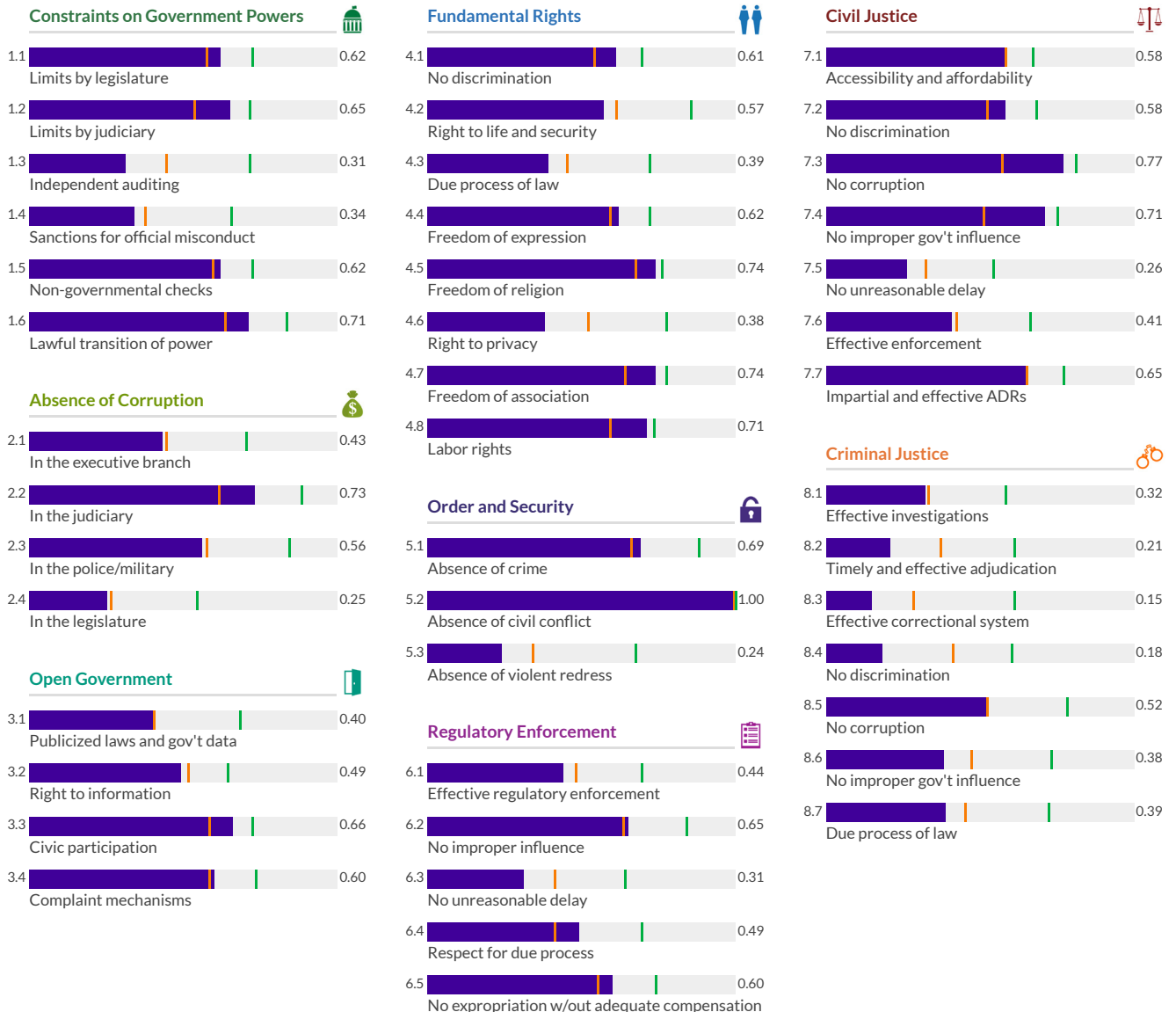
	Factor Score	Score Change	Regional Rank	Income Rank	Global Rank
Constraints on Government Powers	0.54	-0.02	14/32	41/43	65/140
Absence of Corruption	0.49	0.00	13/32	42/43	59/140
Open Government	0.54	-0.02	13/32	38/43	58/140
Fundamental Rights	0.59	0.00	16/32	40/43	60/140
Order and Security	0.65	-0.02	18/32	43/43	103/140
Regulatory Enforcement	0.50	-0.01	16/32	42/43	70/140
Civil Justice	0.57	-0.02	11/32	40/43	54/140
Criminal Justice	0.31	-0.01	23/32	43/43	121/140



* Indicates statistically significant change at the 10 percent level

Low Medium High

Trinidad and Tobago Latin America and Caribbean High



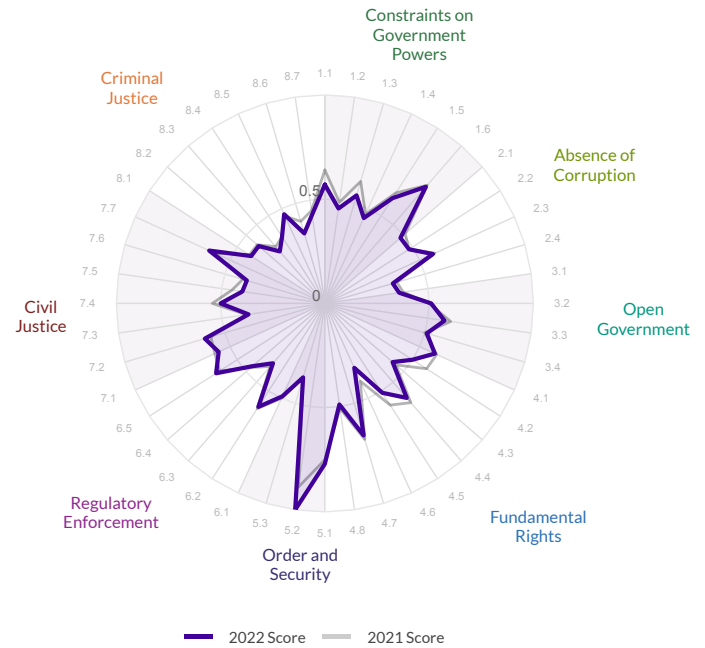
Tunisia

Region: Middle East and North Africa
Income Group: Lower-Middle

The scores range from 0 to 1, where 1 signifies the highest possible score and 0 signifies the lowest possible score.

Overall Score	Regional Rank	Income Rank	Global Rank
0.52	3/8	6/38	71/140
Score Change	Rank Change		
-0.01 ▾	-6 ▾		

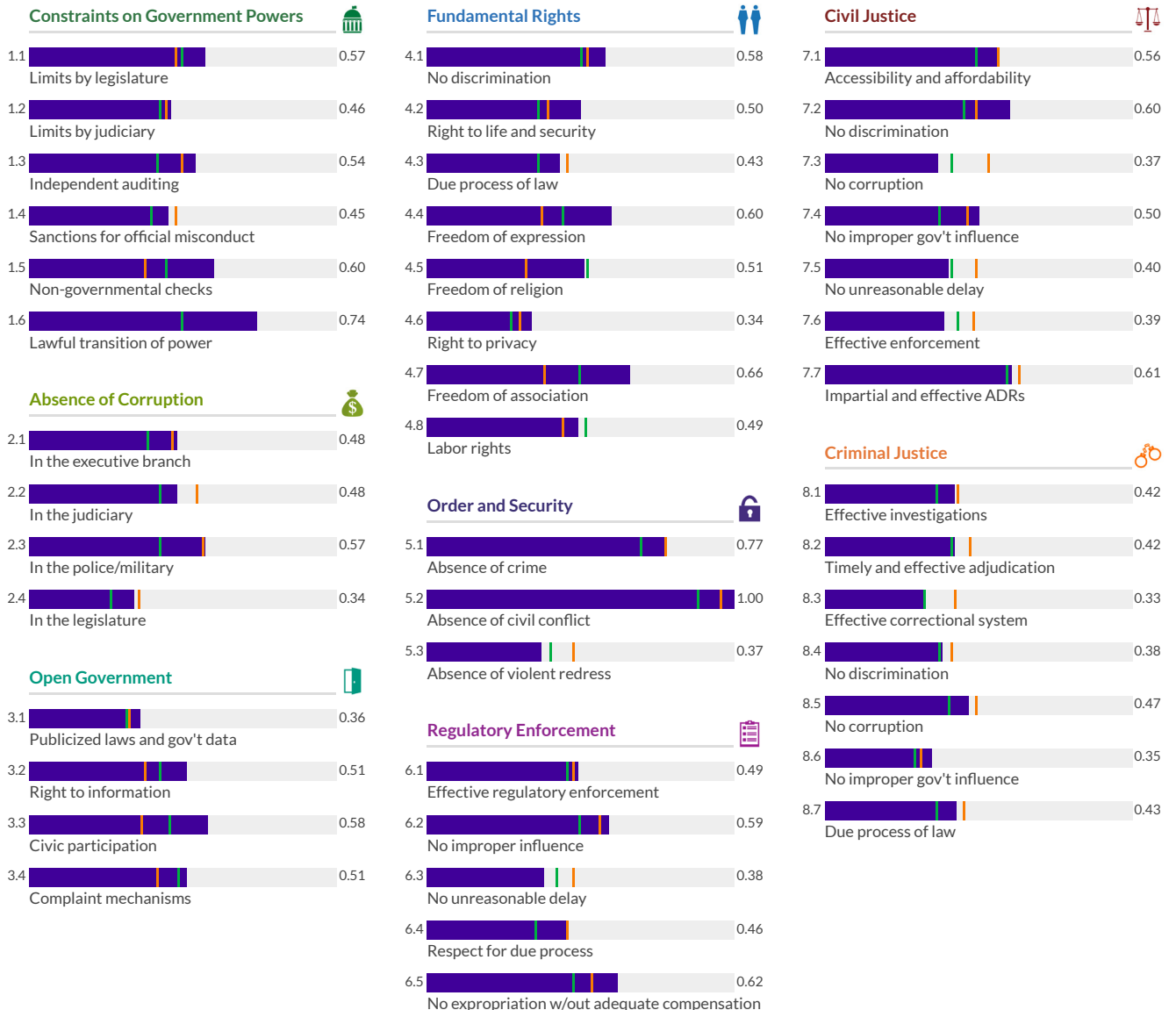
Factor	Score	Score Change	Regional Rank	Income Rank	Global Rank
Constraints on Government Powers	0.56	-0.04*	2/8	6/38	62/140
Absence of Corruption	0.47	-0.01	3/8	4/38	67/140
Open Government	0.49	-0.01	1/8	10/38	74/140
Fundamental Rights	0.51	-0.04*	1/8	8/38	81/140
Order and Security	0.72	0.05*	4/8	9/38	73/140
Regulatory Enforcement	0.51	-0.01	3/8	4/38	64/140
Civil Justice	0.49	-0.01	6/8	12/38	83/140
Criminal Justice	0.40	-0.02	3/8	10/38	80/140



* Indicates statistically significant change at the 10 percent level

Low Medium High

Tunisia Middle East and North Africa Lower-Middle



Turkey

Region: Eastern Europe and Central Asia
Income Group: Upper-Middle

The scores range from 0 to 1, where 1 signifies the highest possible score and 0 signifies the lowest possible score.

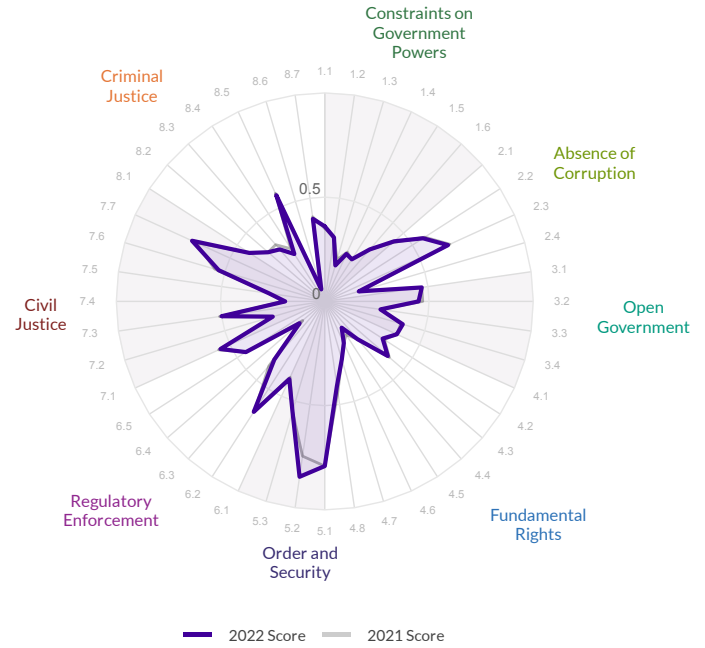
Overall Score	Regional Rank	Income Rank	Global Rank
0.42	14/14	40/42	116/140

Score Change	Rank Change
0.00	1 ▲

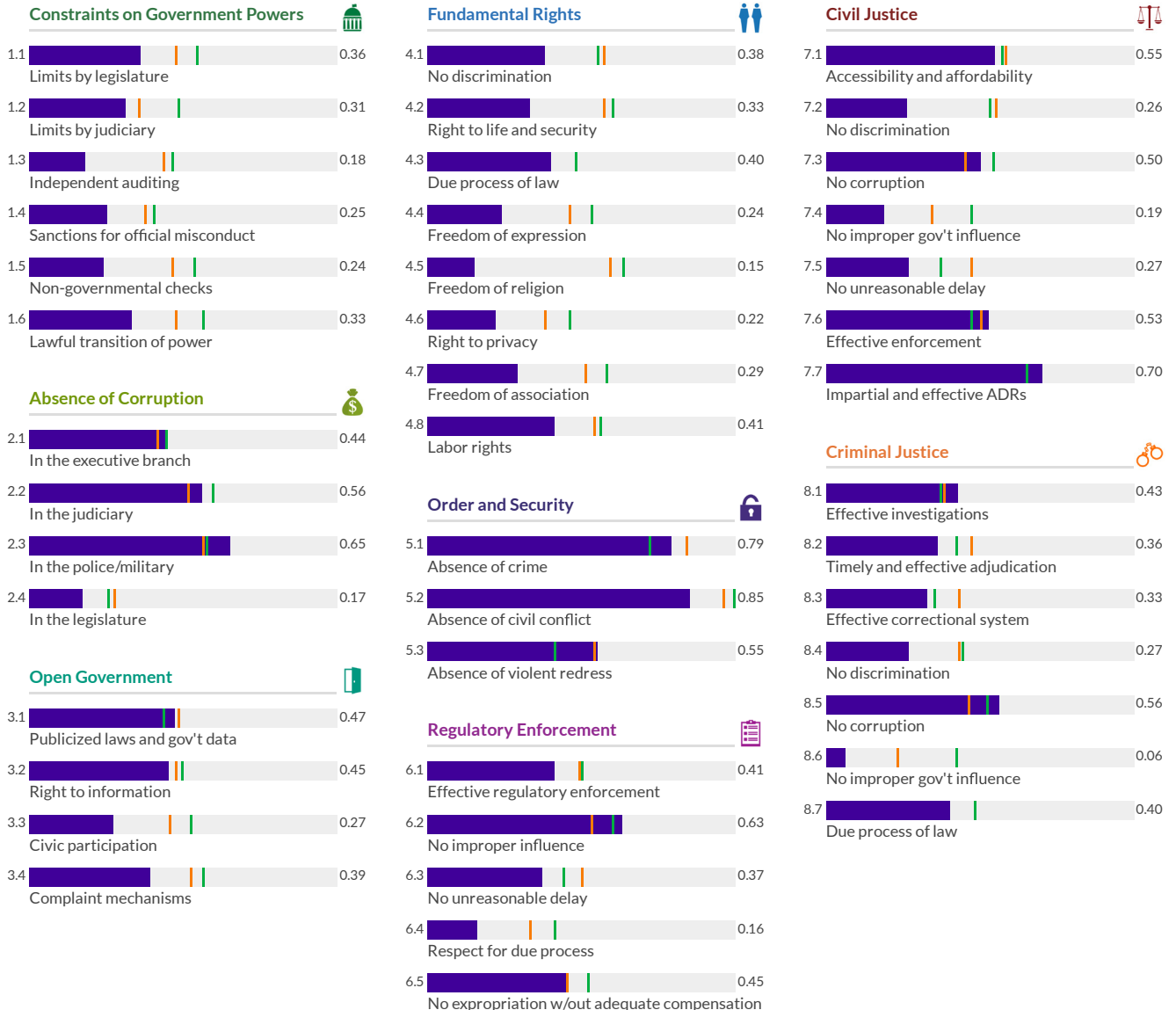
Factor	Score	Score Change	Regional Rank	Income Rank	Global Rank
Constraints on Government Powers	0.28	-0.01	13/14	40/42	135/140
Absence of Corruption	0.45	-0.01	6/14	21/42	70/140
Open Government	0.40	0.00	12/14	36/42	105/140
Fundamental Rights	0.30	-0.01	14/14	40/42	134/140
Order and Security	0.73	0.03*	12/14	21/42	67/140
Regulatory Enforcement	0.40	0.00	14/14	41/42	118/140
Civil Justice	0.43	-0.01	14/14	35/42	114/140
Criminal Justice	0.34	-0.01	12/14	31/42	106/140

* Indicates statistically significant change at the 10 percent level

Low Medium High



— Turkey — Eastern Europe and Central Asia — Upper-Middle



Uganda

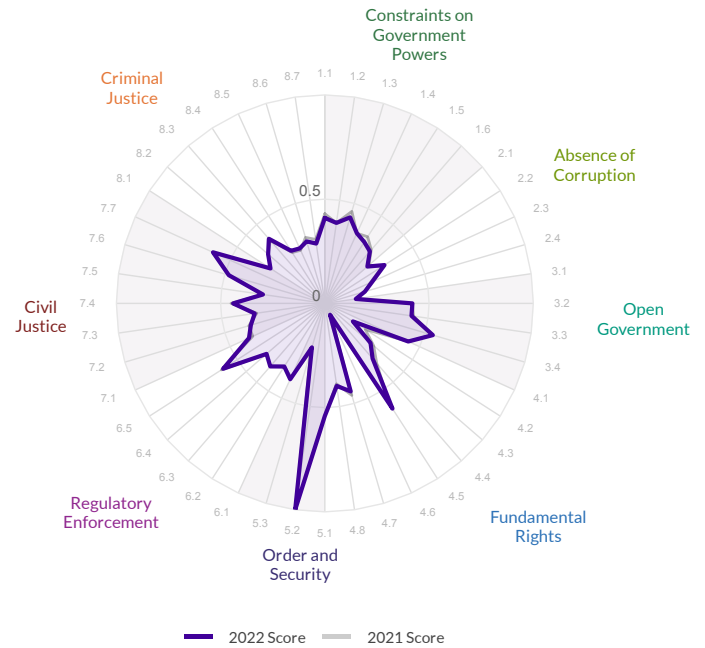
Region: Sub-Saharan Africa
Income Group: Low

The scores range from 0 to 1, where 1 signifies the highest possible score and 0 signifies the lowest possible score.

Overall Score	Regional Rank	Income Rank	Global Rank
0.39	31/34	15/17	128/140

Score Change	Rank Change
0.00	-2 ▼

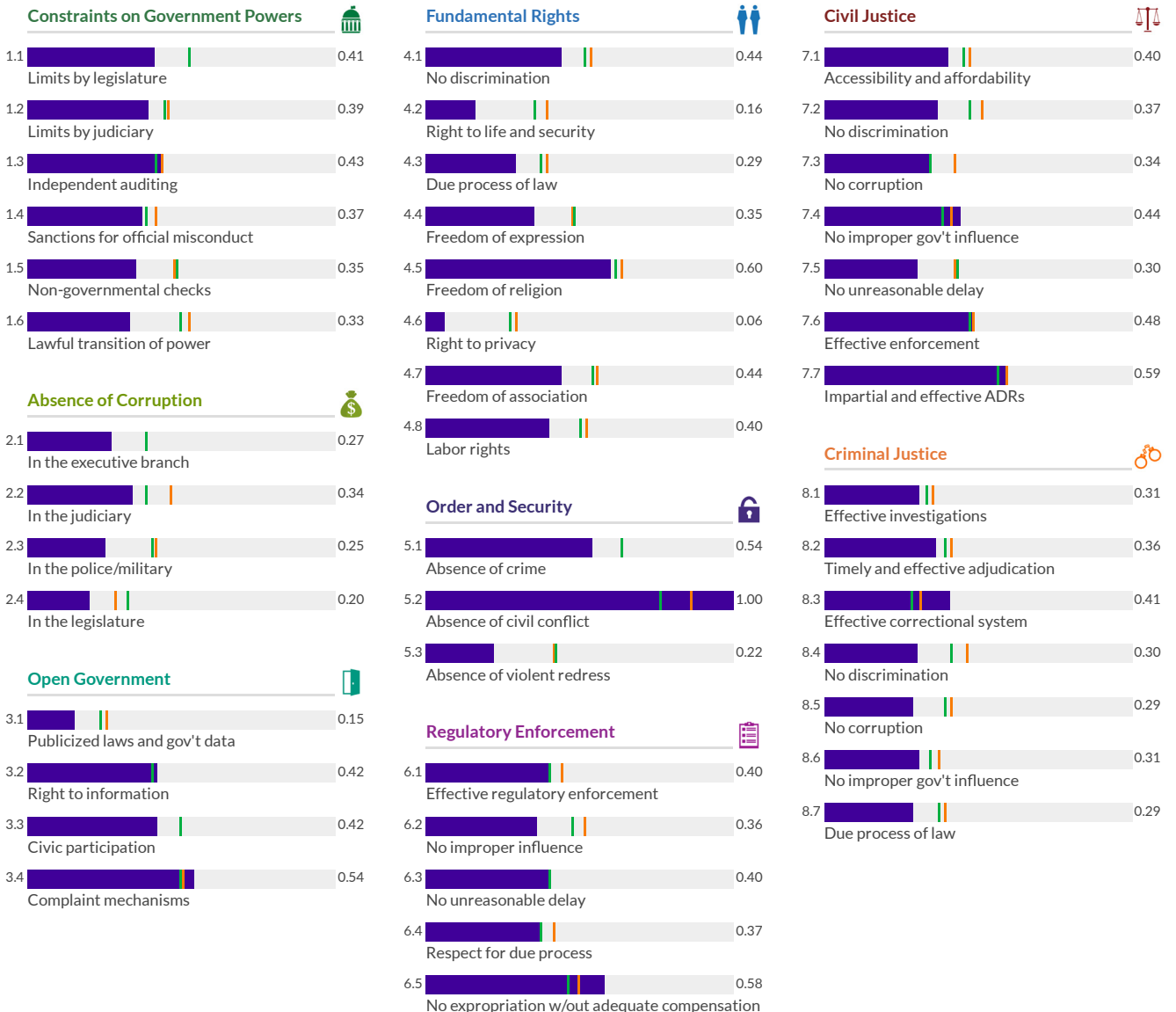
	Factor Score	Score Change	Regional Rank	Income Rank	Global Rank
Constraints on Government Powers	0.38	-0.02	25/34	14/17	115/140
Absence of Corruption	0.27	0.00	31/34	16/17	133/140
Open Government	0.38	0.00	18/34	8/17	111/140
Fundamental Rights	0.34	-0.01	31/34	14/17	127/140
Order and Security	0.59	-0.01	26/34	11/17	126/140
Regulatory Enforcement	0.42	0.00	20/34	7/17	111/140
Civil Justice	0.42	0.00	26/34	11/17	117/140
Criminal Justice	0.32	0.00	27/34	12/17	116/140



* Indicates statistically significant change at the 10 percent level

Low Medium High

Uganda Sub-Saharan Africa Low



Ukraine

Region: Eastern Europe and Central Asia
Income Group: Lower-Middle

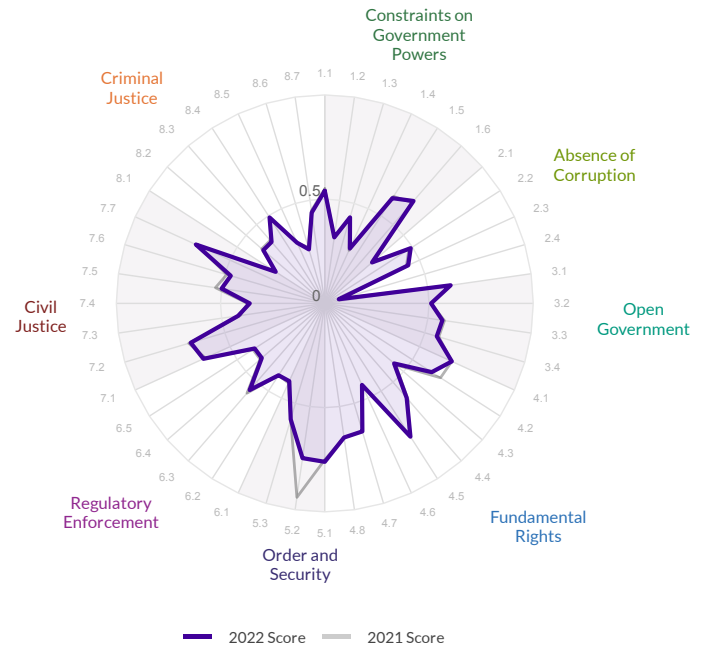
The scores range from 0 to 1, where 1 signifies the highest possible score and 0 signifies the lowest possible score.

Overall Score	Regional Rank	Income Rank	Global Rank
0.50	7/14	8/38	76/140
Score Change	Rank Change		
-0.01	-2		

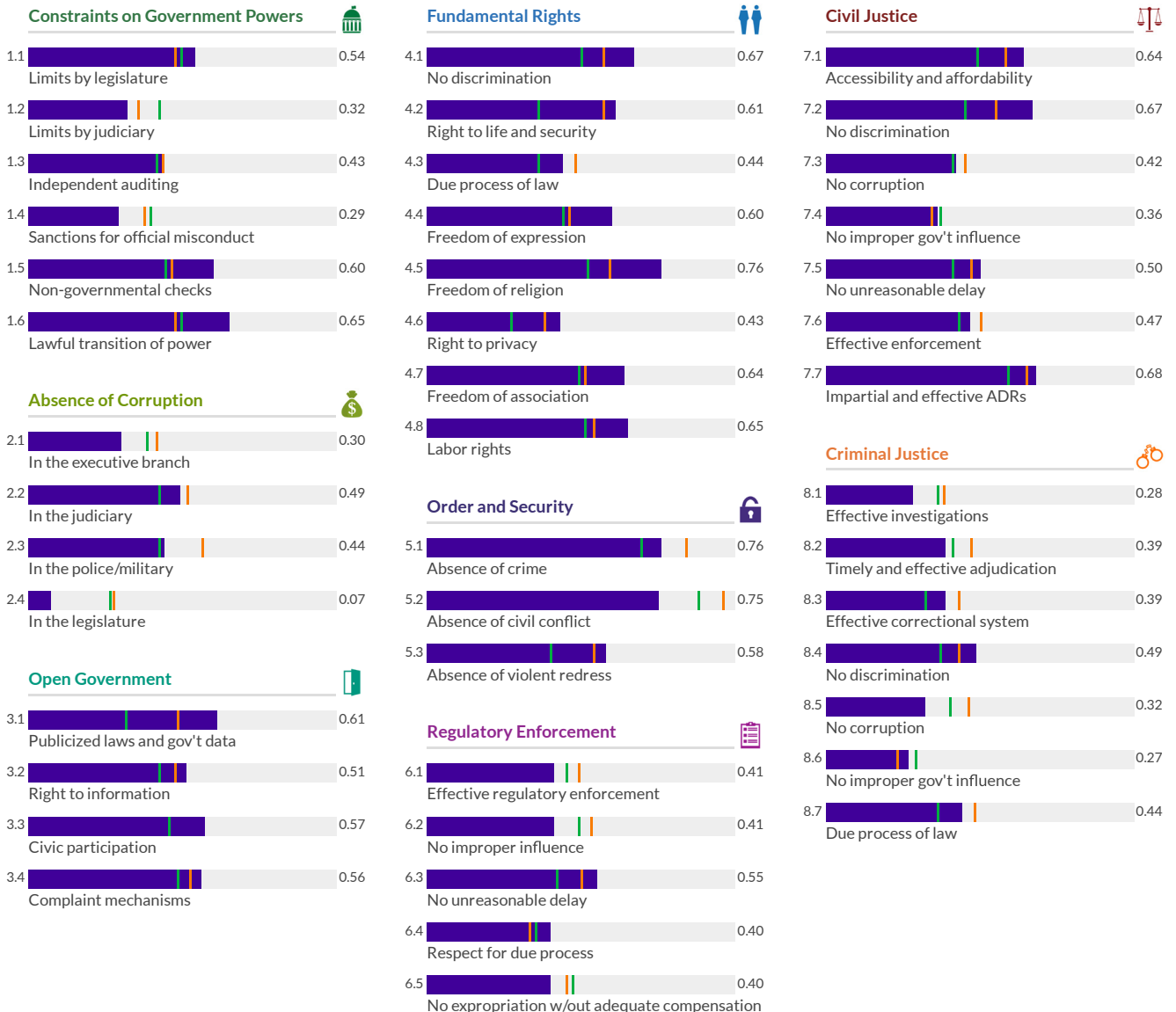
	Factor Score	Score Change	Regional Rank	Income Rank	Global Rank
Constraints on Government Powers	0.47	0.00	4/14	16/38	92/140
Absence of Corruption	0.33	0.00	13/14	25/38	116/140
Open Government	0.56	0.00	4/14	2/38	50/140
Fundamental Rights	0.60	-0.01	2/14	2/38	55/140
Order and Security	0.70	-0.06*	13/14	15/38	87/140
Regulatory Enforcement	0.43	-0.01	11/14	21/38	106/140
Civil Justice	0.54	-0.01	3/14	6/38	67/140
Criminal Justice	0.37	-0.01	11/14	18/38	93/140

* Indicates statistically significant change at the 10 percent level

Low Medium High



Ukraine Eastern Europe and Central Asia Lower-Middle



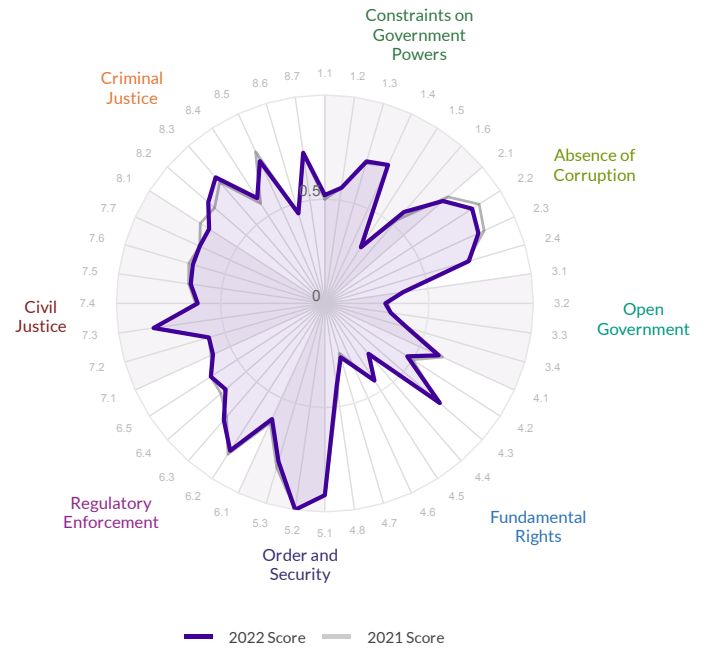
United Arab Emirates

Region: Middle East and North Africa
Income Group: High

The scores range from 0 to 1, where 1 signifies the highest possible score and 0 signifies the lowest possible score.

Overall Score	Regional Rank	Income Rank	Global Rank
0.63	1/8	36/43	37/140
Score Change	Rank Change		
-0.01 ▾	0		

	Factor Score	Score Change	Regional Rank	Income Rank	Global Rank
Constraints on Government Powers	0.57	0.01	1/8	39/43	56/140
Absence of Corruption	0.78	-0.02	1/8	19/43	19/140
Open Government	0.35	0.00	6/8	43/43	127/140
Fundamental Rights	0.44	-0.01	4/8	43/43	108/140
Order and Security	0.90	-0.01	1/8	13/43	13/140
Regulatory Enforcement	0.69	-0.01	1/8	27/43	27/140
Civil Justice	0.65	-0.01	1/8	29/43	31/140
Criminal Justice	0.68	0.00	1/8	25/43	25/140



* Indicates statistically significant change at the 10 percent level

United Arab Emirates Middle East and North Africa High



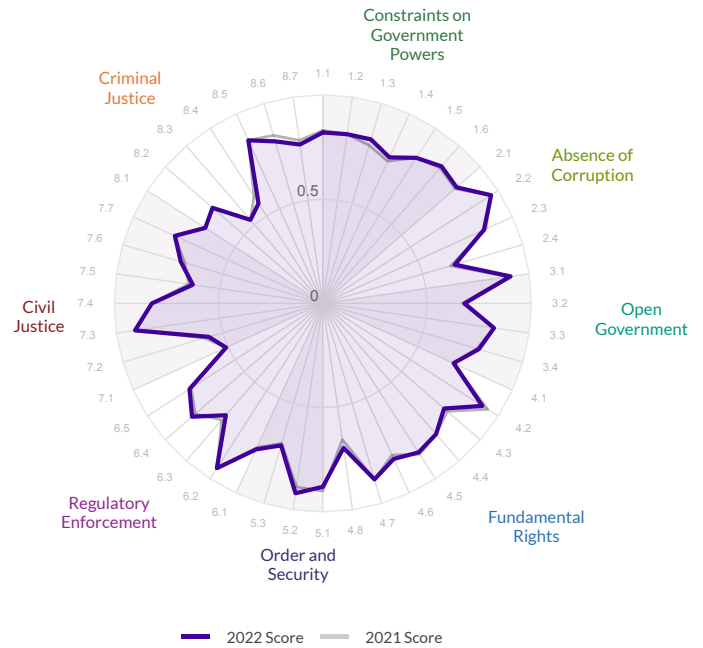
United Kingdom

Region: EU, EFTA, and North America
Income Group: High

The scores range from 0 to 1, where 1 signifies the highest possible score and 0 signifies the lowest possible score.

Overall Score	Regional Rank	Income Rank	Global Rank
0.79	13/31	15/43	15/140
Score Change	Rank Change		
0.00	1▲		

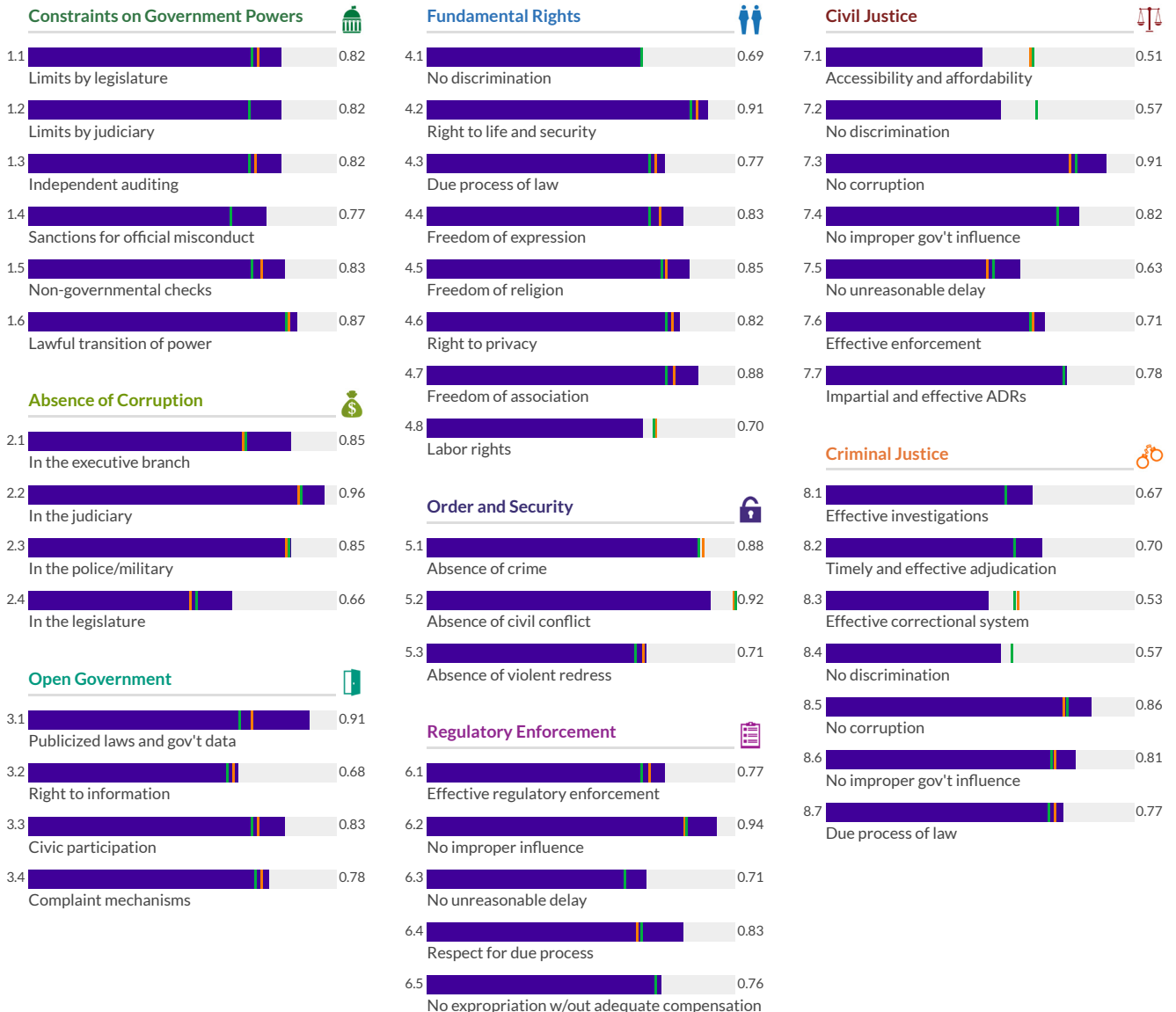
	Factor Score	Score Change	Regional Rank	Income Rank	Global Rank
Constraints on Government Powers	0.82	0.01	13/31	14/43	14/140
Absence of Corruption	0.83	0.01	7/31	10/43	10/140
Open Government	0.80	0.01	7/31	8/43	8/140
Fundamental Rights	0.81	0.00	13/31	14/43	14/140
Order and Security	0.84	0.01	21/31	28/43	30/140
Regulatory Enforcement	0.80	0.00	13/31	16/43	16/140
Civil Justice	0.70	0.00	13/31	20/43	20/140
Criminal Justice	0.70	-0.01	14/31	19/43	19/140



* Indicates statistically significant change at the 10 percent level

Low Medium High

United Kingdom EU, EFTA, and North America High



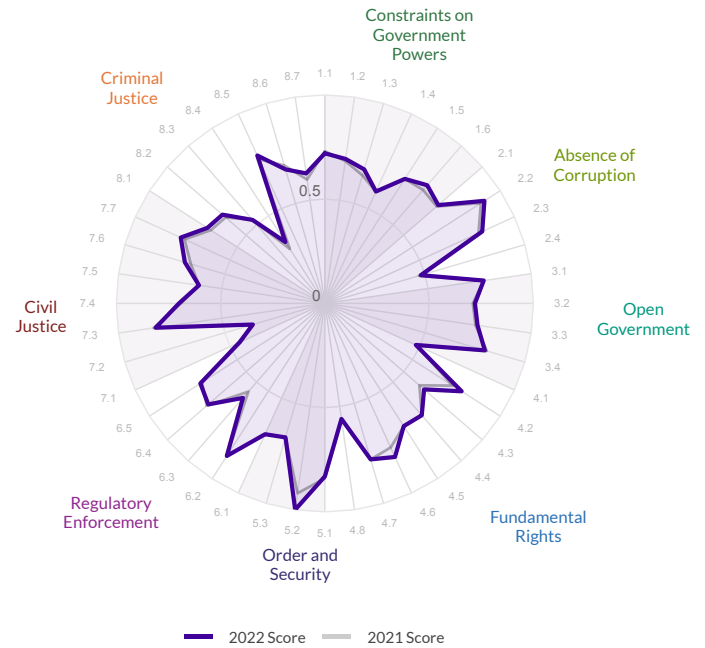
United States

Region: EU, EFTA, and North America
Income Group: High

The scores range from 0 to 1, where 1 signifies the highest possible score and 0 signifies the lowest possible score.

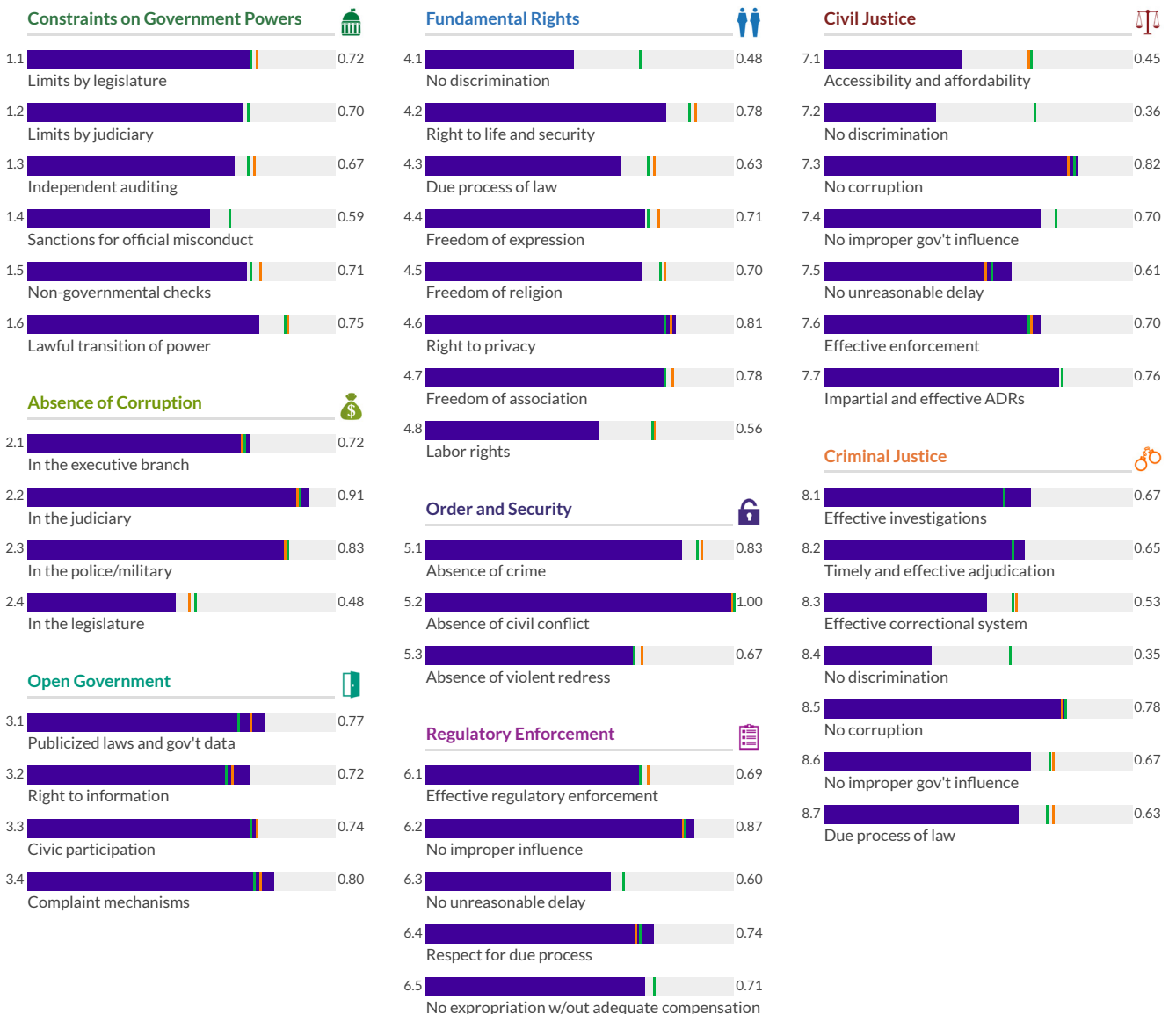
Overall Score	Regional Rank	Income Rank	Global Rank
0.71	19/31	26/43	26/140
Score Change	Rank Change		
0.01 ▲	1 ▲		

	Factor Score	Score Change	Regional Rank	Income Rank	Global Rank
Constraints on Government Powers	0.69	0.01	21/31	27/43	28/140
Absence of Corruption	0.73	0.01	15/31	22/43	22/140
Open Government	0.76	0.00	14/31	16/43	16/140
Fundamental Rights	0.68	0.02	25/31	34/43	37/140
Order and Security	0.83	0.02	22/31	29/43	31/140
Regulatory Enforcement	0.72	0.01	16/31	22/43	22/140
Civil Justice	0.63	0.01	22/31	32/43	36/140
Criminal Justice	0.61	0.01	22/31	29/43	30/140



* Indicates statistically significant change at the 10 percent level

United States EU, EFTA, and North America High

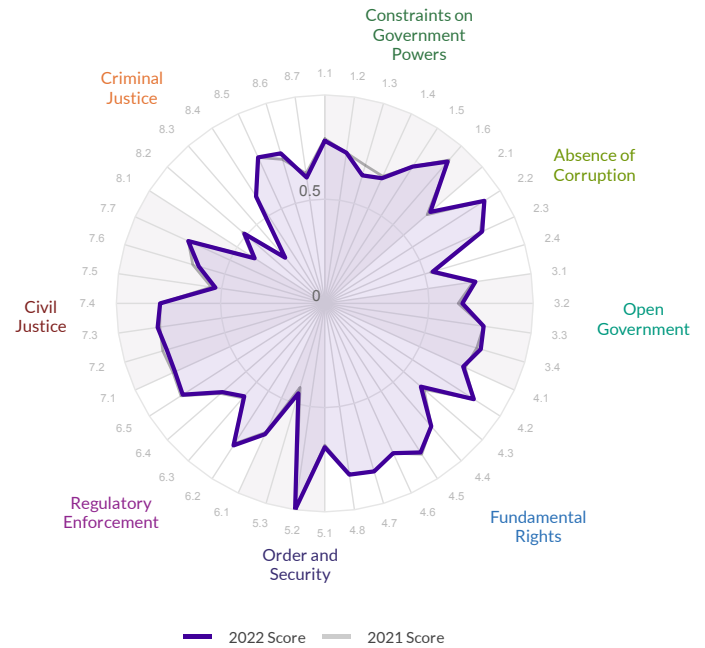


Uruguay

The scores range from 0 to 1, where 1 signifies the highest possible score and 0 signifies the lowest possible score.

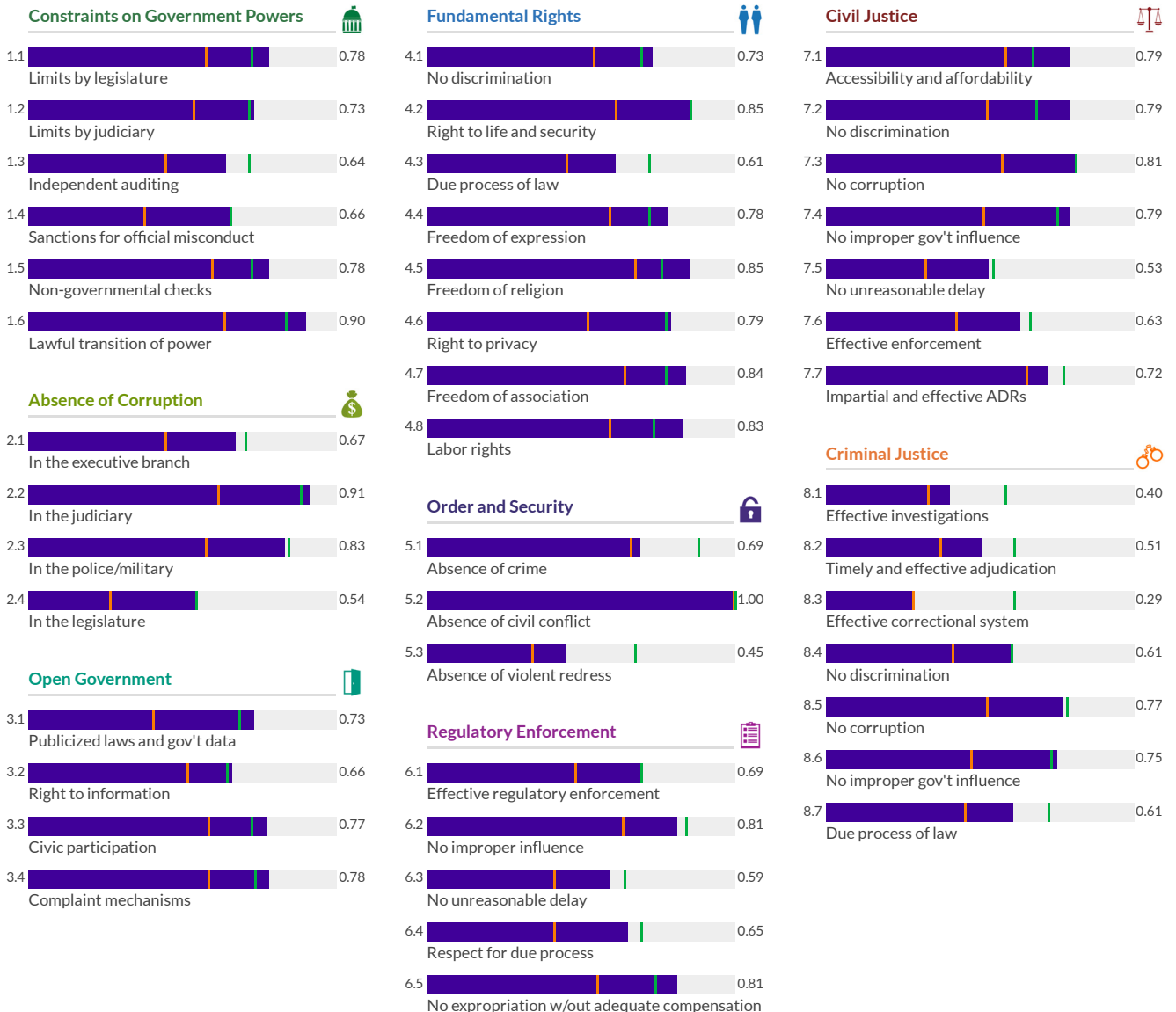
Overall Score	Regional Rank	Income Rank	Global Rank
0.71	1/32	25/43	25/140
Score Change	Rank Change		
0.00	0		

Factor	Score	Score Change	Regional Rank	Income Rank	Global Rank
Constraints on Government Powers	0.75	-0.01	2/32	18/43	19/140
Absence of Corruption	0.74	0.01	1/32	21/43	21/140
Open Government	0.73	0.01	1/32	18/43	18/140
Fundamental Rights	0.78	-0.01	2/32	16/43	17/140
Order and Security	0.71	0.02	9/32	41/43	75/140
Regulatory Enforcement	0.71	0.00	1/32	25/43	25/140
Civil Justice	0.72	-0.01	1/32	18/43	18/140
Criminal Justice	0.56	0.00	6/32	36/43	39/140



* Indicates statistically significant change at the 10 percent level

Uruguay Latin America and Caribbean High



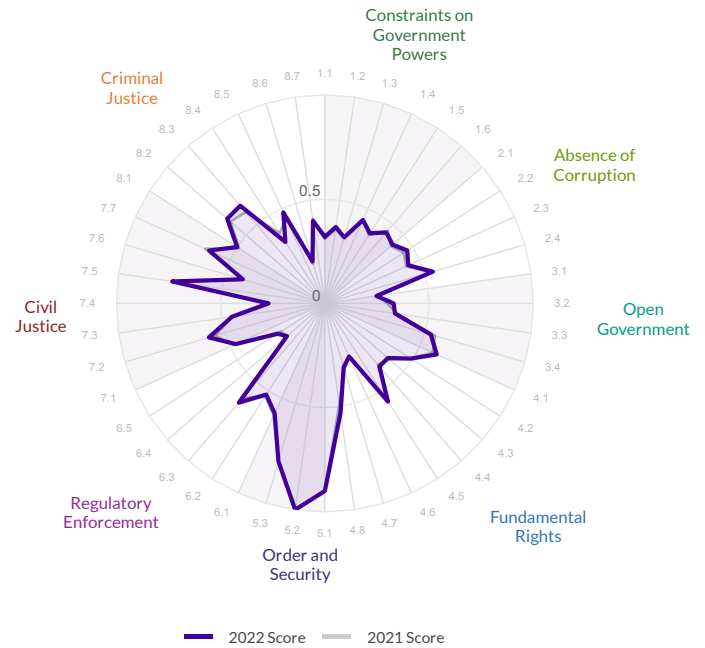
Uzbekistan

Region: Eastern Europe and Central Asia
Income Group: Lower-Middle

The scores range from 0 to 1, where 1 signifies the highest possible score and 0 signifies the lowest possible score.

Overall Score	Regional Rank	Income Rank	Global Rank
0.50	8/14	10/38	78/140
Score Change	Rank Change		
0.01 ▲	7 ▲		

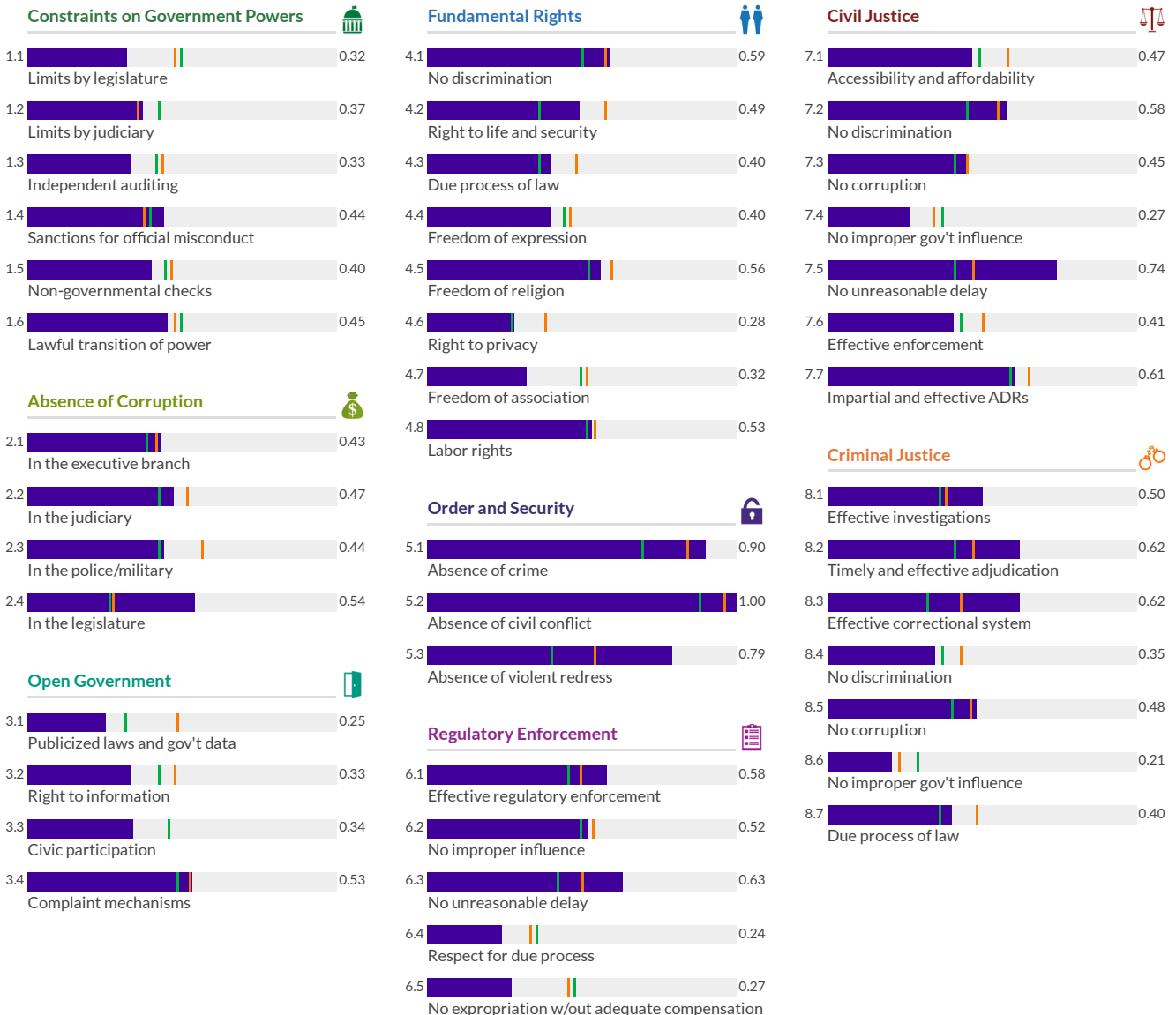
	Factor Score	Score Change	Regional Rank	Income Rank	Global Rank
Constraints on Government Powers	0.38	0.00	10/14	24/38	114/140
Absence of Corruption	0.47	0.01	5/14	3/38	66/140
Open Government	0.36	0.00	13/14	27/38	122/140
Fundamental Rights	0.45	0.01	11/14	18/38	107/140
Order and Security	0.90	0.00	1/14	1/38	16/140
Regulatory Enforcement	0.45	0.01	9/14	17/38	99/140
Civil Justice	0.50	0.00	7/14	9/38	75/140
Criminal Justice	0.46	0.01	5/14	4/38	65/140



* Indicates statistically significant change at the 10 percent level

Low Medium High

Uzbekistan Eastern Europe and Central Asia Lower-Middle



Venezuela, RB

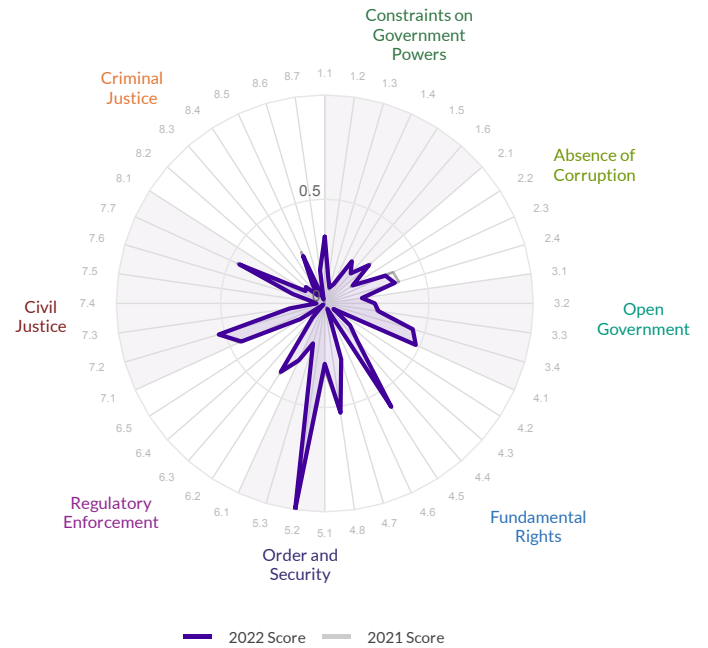
Region: Latin America and Caribbean
Income Group: Upper-Middle

The scores range from 0 to 1, where 1 signifies the highest possible score and 0 signifies the lowest possible score.

Overall Score	Regional Rank	Income Rank	Global Rank
0.26	32/32	42/42	140/140

Score Change	Rank Change
0.00	0

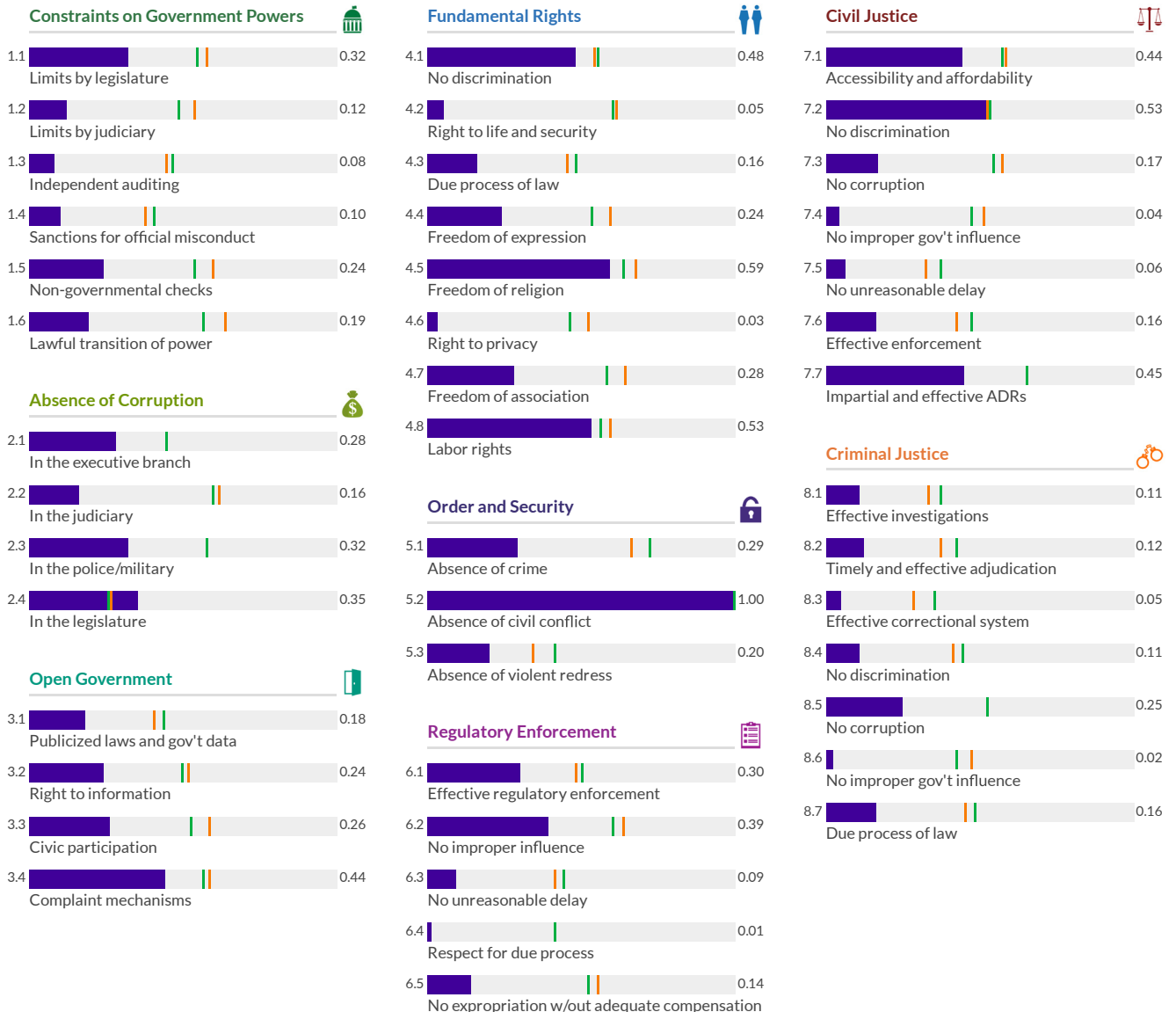
	Factor Score	Score Change	Regional Rank	Income Rank	Global Rank
Constraints on Government Powers	0.17	0.00	32/32	42/42	140/140
Absence of Corruption	0.28	-0.02	29/32	40/42	130/140
Open Government	0.28	0.00	32/32	42/42	137/140
Fundamental Rights	0.29	0.00	32/32	41/42	136/140
Order and Security	0.50	-0.01	31/32	42/42	132/140
Regulatory Enforcement	0.19	0.00	32/32	42/42	140/140
Civil Justice	0.27	0.00	32/32	42/42	139/140
Criminal Justice	0.12	0.00	32/32	42/42	140/140



* Indicates statistically significant change at the 10 percent level

Low Medium High

Venezuela, RB Latin America and Caribbean Upper-Middle



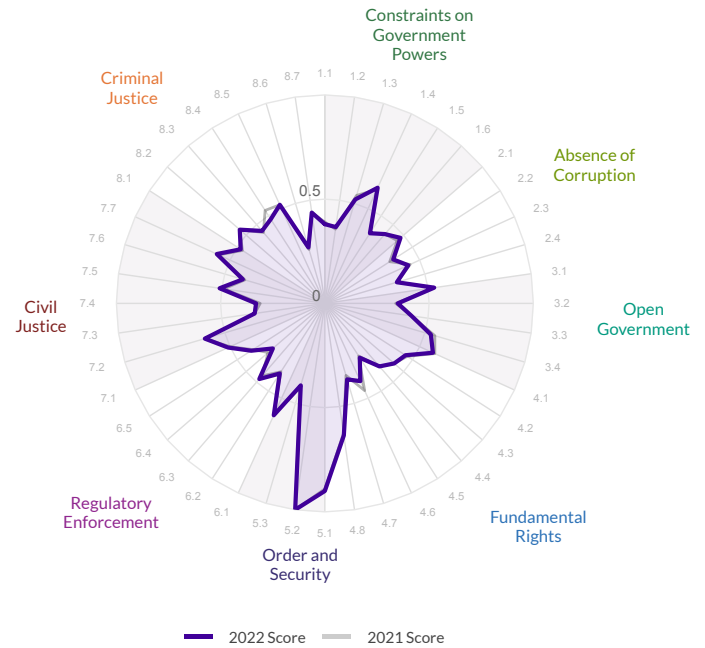
Vietnam

Region: East Asia and Pacific
Income Group: Lower-Middle

The scores range from 0 to 1, where 1 signifies the highest possible score and 0 signifies the lowest possible score.

Overall Score	Regional Rank	Income Rank	Global Rank
0.49	11/15	11/38	84/140
Score Change	Rank Change		
0.00	4▲		

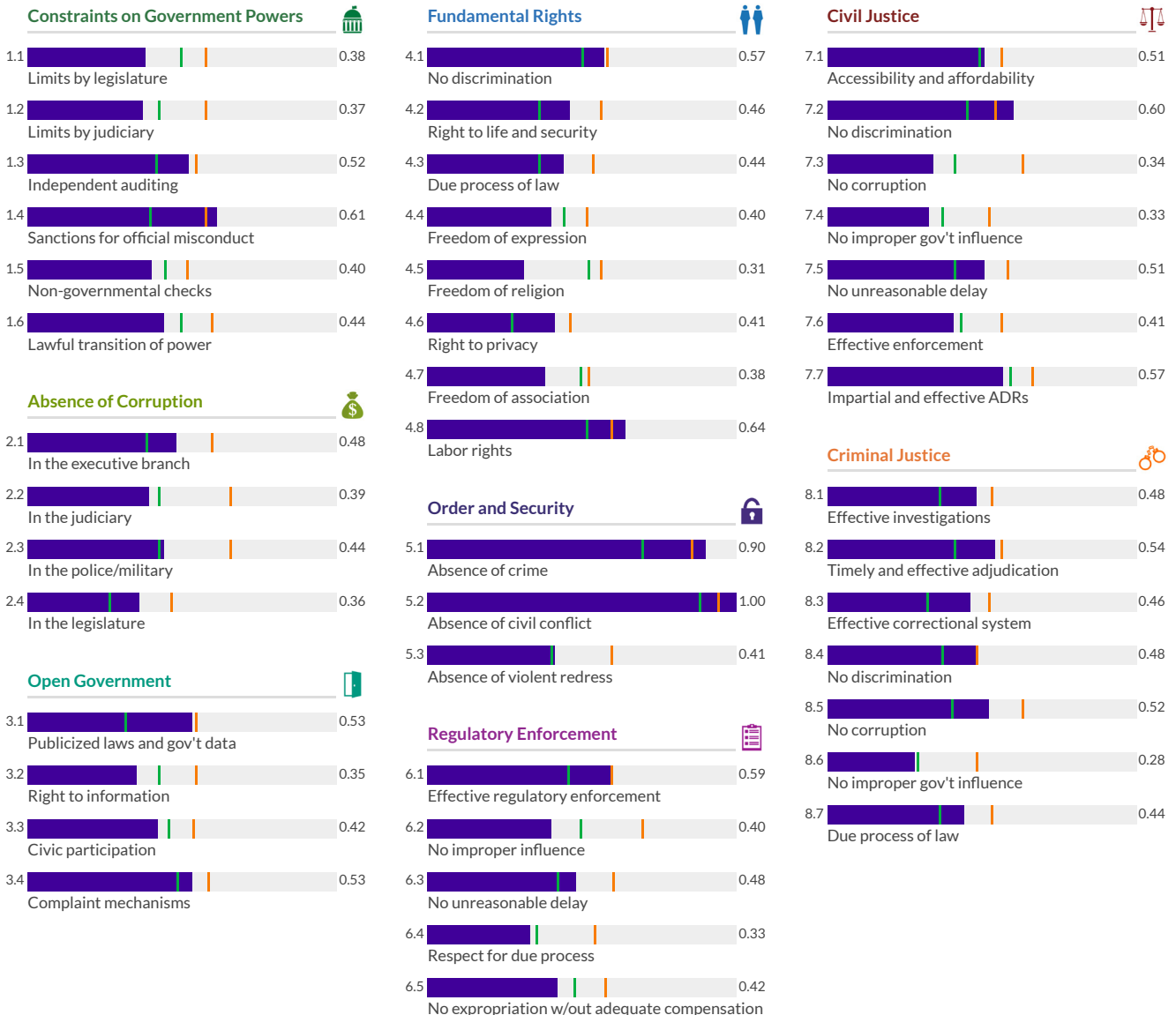
	Factor Score	Score Change	Regional Rank	Income Rank	Global Rank
Constraints on Government Powers	0.45	0.00	12/15	20/38	99/140
Absence of Corruption	0.42	0.00	13/15	11/38	88/140
Open Government	0.46	0.00	11/15	13/38	83/140
Fundamental Rights	0.45	0.00	11/15	16/38	105/140
Order and Security	0.77	0.00	9/15	2/38	54/140
Regulatory Enforcement	0.44	0.00	13/15	19/38	102/140
Civil Justice	0.47	0.01	12/15	16/38	94/140
Criminal Justice	0.46	0.00	9/15	3/38	64/140



* Indicates statistically significant change at the 10 percent level

Low Medium High

— Vietnam — East Asia and Pacific — Lower-Middle



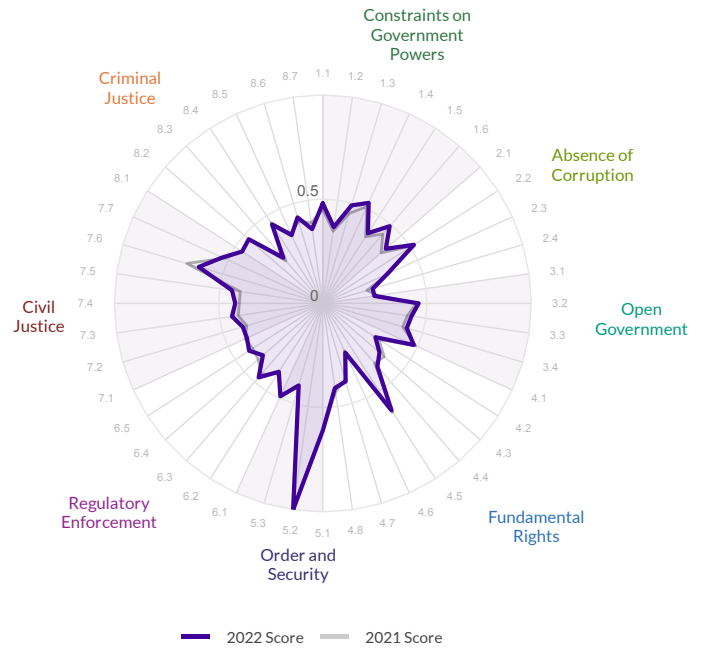
Zambia

The scores range from 0 to 1, where 1 signifies the highest possible score and 0 signifies the lowest possible score.

Overall Score	Regional Rank	Income Rank	Global Rank
0.45	14/34	20/38	103/140

Score Change	Rank Change
0.01 ▲	4 ▲

	Factor Score	Score Change	Regional Rank	Income Rank	Global Rank
Constraints on Government Powers	0.46	0.03	17/34	19/38	97/140
Absence of Corruption	0.38	0.02	17/34	20/38	102/140
Open Government	0.39	0.01	15/34	22/38	108/140
Fundamental Rights	0.40	0.00	24/34	25/38	116/140
Order and Security	0.67	0.00	14/34	20/38	94/140
Regulatory Enforcement	0.43	0.00	19/34	22/38	108/140
Civil Justice	0.46	0.01	14/34	18/38	96/140
Criminal Justice	0.40	0.00	11/34	9/38	78/140



* Indicates statistically significant change at the 10 percent level

Low Medium High

Zambia Sub-Saharan Africa Lower-Middle

Factor	Score	2022 Score	2021 Score
Constraints on Government Powers			
1.1 Limits by legislature	0.48	0.48	0.48
1.2 Limits by judiciary	0.37	0.37	0.37
1.3 Independent auditing	0.49	0.49	0.49
1.4 Sanctions for official misconduct	0.53	0.53	0.53
1.5 Non-governmental checks	0.40	0.40	0.40
1.6 Lawful transition of power	0.49	0.49	0.49
Absence of Corruption			
2.1 In the executive branch	0.40	0.40	0.40
2.2 In the judiciary	0.52	0.52	0.52
2.3 In the police/military	0.34	0.34	0.34
2.4 In the legislature	0.25	0.25	0.25
Open Government			
3.1 Publicized laws and gov't data	0.25	0.25	0.25
3.2 Right to information	0.46	0.46	0.46
3.3 Civic participation	0.43	0.43	0.43
3.4 Complaint mechanisms	0.42	0.42	0.42
Fundamental Rights			
4.1 No discrimination	0.48	0.48	0.48
4.2 Right to life and security	0.30	0.30	0.30
4.3 Due process of law	0.36	0.36	0.36
4.4 Freedom of expression	0.40	0.40	0.40
4.5 Freedom of religion	0.61	0.61	0.61
4.6 Right to privacy	0.26	0.26	0.26
4.7 Freedom of association	0.39	0.39	0.39
4.8 Labor rights	0.41	0.41	0.41
Order and Security			
5.1 Absence of crime	0.61	0.61	0.61
5.2 Absence of civil conflict	1.00	1.00	1.00
5.3 Absence of violent redress	0.41	0.41	0.41
Regulatory Enforcement			
6.1 Effective regulatory enforcement	0.49	0.49	0.49
6.2 No improper influence	0.39	0.39	0.39
6.3 No unreasonable delay	0.47	0.47	0.47
6.4 Respect for due process	0.38	0.38	0.38
6.5 No expropriation w/out adequate compensation	0.42	0.42	0.42
Civil Justice			
7.1 Accessibility and affordability	0.40	0.40	0.40
7.2 No discrimination	0.40	0.40	0.40
7.3 No corruption	0.44	0.44	0.44
7.4 No improper gov't influence	0.42	0.42	0.42
7.5 No unreasonable delay	0.44	0.44	0.44
7.6 Effective enforcement	0.62	0.62	0.62
7.7 Impartial and effective ADRs	0.53	0.53	0.53
Criminal Justice			
8.1 Effective investigations	0.46	0.46	0.46
8.2 Timely and effective adjudication	0.47	0.47	0.47
8.3 Effective correctional system	0.29	0.29	0.29
8.4 No discrimination	0.45	0.45	0.45
8.5 No corruption	0.36	0.36	0.36
8.6 No improper gov't influence	0.43	0.43	0.43
8.7 Due process of law	0.36	0.36	0.36

Zimbabwe

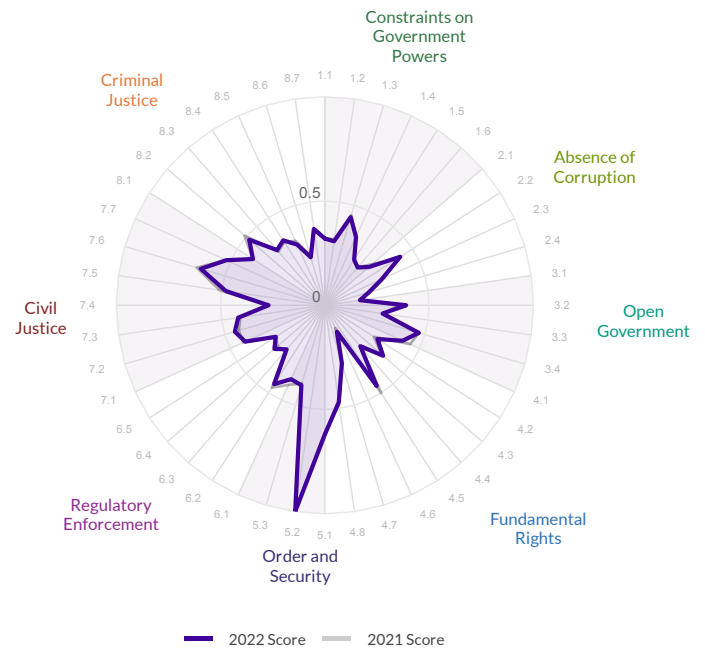
Region: Sub-Saharan Africa
Income Group: Lower-Middle

The scores range from 0 to 1, where 1 signifies the highest possible score and 0 signifies the lowest possible score.

Overall Score	Regional Rank	Income Rank	Global Rank
0.39	28/34	28/38	124/140

Score Change	Rank Change
0.00	3▲

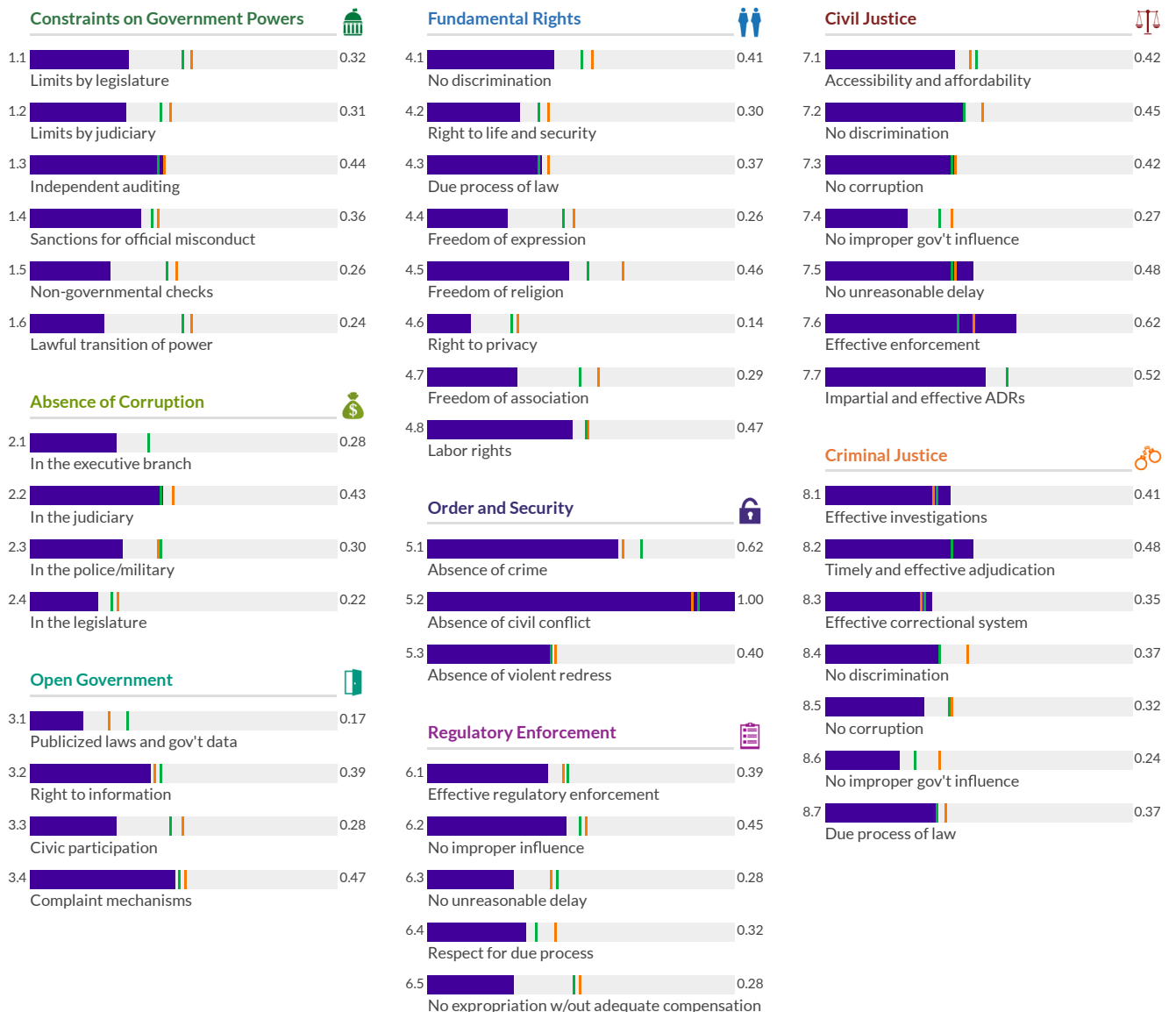
	Factor Score	Score Change	Regional Rank	Income Rank	Global Rank
Constraints on Government Powers	0.32	0.00	33/34	34/38	132/140
Absence of Corruption	0.31	-0.01	24/34	30/38	123/140
Open Government	0.33	0.01	30/34	32/38	130/140
Fundamental Rights	0.34	-0.01	32/34	32/38	128/140
Order and Security	0.67	0.01	15/34	21/38	96/140
Regulatory Enforcement	0.35	-0.01	32/34	35/38	135/140
Civil Justice	0.46	0.00	16/34	20/38	99/140
Criminal Justice	0.36	0.00	17/34	19/38	94/140



* Indicates statistically significant change at the 10 percent level

■ Low ■ Medium ■ High

■ Zimbabwe ■ Sub-Saharan Africa ■ Lower-Middle



SECTION 4

Behind the Numbers





182	Methodology Snapshot
183	Methodology
190	Contributing Experts
215	Acknowledgements
216	About the WJP
218	More from the WJP

Methodology Snapshot: Steps to Produce the WJP Rule of Law Index

The production of the *WJP Rule of Law Index*[®] can be summarized in 11 steps:

1. The WJP developed the conceptual framework, summarized in the Index's nine factors and 47 sub-factors, in consultation with academics, practitioners, and community leaders from around the world.
2. The Index team developed a set of five questionnaires based on the Index's conceptual framework to be administered to experts and the general public. Questionnaires were translated into several languages and adapted to reflect commonly used terms and expressions.
3. The Index team identified, on average, more than 300 potential local experts per country to respond to the expert surveys, or Qualified Respondents' Questionnaires (QRQs). The team engaged the services of leading local polling companies to implement the household surveys, or General Population Poll (GPP).
4. Polling companies conducted pilot tests of the GPP in consultation with the Index team, and launched the final survey for full fieldwork.
5. The Index team sent the QRQ questionnaires to local experts and engaged in continual interaction with them.
6. The Index team collected and mapped the data onto the 44 sub-factors with global comparability.
7. The Index team constructed the final scores using a five-step process:
 - a. Codified the questionnaire items as numeric values;
 - b. Produced raw country scores by aggregating the responses from several individuals (experts and/or general public);
 - c. Normalized the raw scores;
 - d. Aggregated the normalized scores into sub-factors and factors using simple averages;
 - e. Produced the normalized scores, which are rounded to two decimal points, and the final rankings.
8. The data was subjected to a series of tests to identify possible biases and errors. For example, the Index team cross-checked all sub-factors against more than 70 third-party sources, including quantitative data and qualitative assessments drawn from local and international organizations.
9. A sensitivity analysis was conducted by the Econometrics and Applied Statistics Unit of the European Commission's Joint Research Centre, in collaboration with the Index team, to assess the statistical reliability of the results.
10. To illustrate whether the rule of law in a country significantly changed over the course of the past year, a measure of change over time was produced based on the annual difference in the country-level factor scores, the standard errors of these scores (estimated from a set of 100 bootstrap samples), and the results of the corresponding t-tests.
11. The data was organized into country reports, tables, and figures to facilitate its presentation and interpretation. For tables organized by income group, the WJP follows the World Bank income classifications.

Methodology

The *WJP Rule of Law Index* is the first attempt to systematically and comprehensively quantify the rule of law around the world and remains unique in its operationalization of rule of law dimensions into concrete questions.

The *WJP Rule of Law Index 2022* report presents information on eight composite factors that are further disaggregated into 44 specific sub-factors (see page 16). Factor 9: Informal Justice, is included in the conceptual framework but has been excluded from the aggregated scores and rankings in order to provide meaningful cross-country comparisons.

The country scores and rankings presented in this report are built from more than 500 variables drawn from the assessments of over 154,000 households and 3,600 legal practitioners and experts in 140 countries and jurisdictions, making it the most accurate portrayal of the factors that contribute to shaping the rule of law in a country or jurisdiction.

Data Sources

To present an image that accurately portrays the rule of law as experienced by ordinary people, each score of the Index is calculated using a large number of questions drawn from two original data sources collected by the World Justice Project in each country: a General Population Poll (GPP) and a series of Qualified Respondents' Questionnaires (QRQs). These two data sources collect up-to-date firsthand information that is not available at the global level, and constitute the world's most comprehensive dataset of its kind. They capture the experiences and perceptions of ordinary citizens and in-country professionals concerning the performance of the state and its agents and the actual operation of the legal framework in their country.

The GPP surveys provide firsthand information on the experiences and the perceptions of ordinary people regarding a range of pertinent rule of law information, including their dealings with the government, the ease of interacting with state bureaucracy, the extent of bribery and corruption, the availability of dispute resolution systems, and the prevalence of common crimes to which they are exposed.

The GPP questionnaire includes 127 perception-based questions and 213 experience-based questions, along with socio-demographic information on all respondents. The questionnaire is translated into local languages, adapted to common expressions, and administered by leading local polling companies using a probability sample of 1,000 respondents.¹ In previous editions of the Index, the poll was conducted in the three largest cities of each country. However, the World Justice Project updated its methodology

to include nationally representative polls. Towards this end, nationally representative polls have been conducted in 81 countries and jurisdictions covered in the *2022 WJP Rule of Law Index*. Nationally representative polls will be conducted in the remaining countries in future editions of the Index. Depending on the particular situation of each country, one of three different polling methodologies is used: face-to-face, telephone, or online. The GPP has been carried out in each country every few years. The polling data used in this year's report was collected during fall 2021 through summer 2022 (for 26 countries), fall 2020 through summer 2021 (for 13 countries), fall 2019 (for 10 countries), fall 2018 (for 69 countries), fall 2017 (for 45 countries), fall 2016 (for four countries), fall 2014 (for three countries), fall 2012 (for one country), and fall 2011 (for two countries). Detailed information regarding the country coverage (cities covered or nationally representative), the polling companies contracted to administer the questionnaire, and the polling methodology employed in each of the 140 countries and jurisdictions is presented on page 186.

The QRQs complement the household data with assessments from in-country practitioners and academics with expertise in civil and commercial law; constitutional law, civil liberties, and criminal law; labor law; and public health. These questionnaires gather timely input on a range of topics from practitioners who frequently interact with state institutions. Such topics include information on the efficacy of courts, the strength of regulatory enforcement, and the reliability of accountability mechanisms.

The questionnaires contain closed-ended perception questions and several hypothetical scenarios with highly detailed factual assumptions aimed at ensuring comparability across countries. The QRQ surveys are conducted annually, and the questionnaires are completed by respondents selected from directories of law firms, universities and colleges, research organizations, and non-governmental organizations (NGOs), as well as through referrals from the WJP global network of practitioners, and all are vetted by WJP staff based on their expertise. The expert surveys are administered in six languages: Arabic, English, French, Portuguese, Russian, and Spanish. The QRQ data for this report includes more than 3,600 surveys, which represents an average of 26 respondents per country. This data was collected from February 2022 through June 2022.

1. Due to small populations or obstacles to data collection in certain countries and jurisdictions, the sampling plan was adjusted in some cases. One adjustment was to decrease the sample size. For more information on specific countries and jurisdictions and sample sizes, see pages 186-189.

Data Cleaning and Score Computation

Once collected, the data is carefully processed to arrive at country-level scores. As a first step, the respondent-level data is edited to exclude partially completed surveys, suspicious data, and outliers (which are detected using the Z-score method). Individual answers are then mapped onto the 44 sub-factors of the Index (or onto the intermediate categories that make up each sub-factor), codified so that all values fall between 0 (weakest adherence to the rule of law) and 1 (strongest adherence to the rule of law), and aggregated at the country level using the simple (or unweighted) average of all respondents.

This year, to allow for an easier comparison across years, the resulting 2022 scores were normalized using the Min-Max method with a base year of 2015. These normalized scores were then successively aggregated from the variable level all the way up to the factor level to produce the final country scores, rounded to two decimal points, and rankings. In most cases, the GPP and QRQ questions are equally weighted in the calculation of the scores of the intermediate categories (sub-factors and sub-sub-factors).

A full picture of how questions are mapped onto indicators and how they are weighted is available on the *WJP Rule of Law Index* web page at <https://worldjusticeproject.org/index>.

Data Validation

As a final step, data is validated and cross-checked against qualitative and quantitative third-party sources to provide an additional layer of analysis and to identify possible mistakes or inconsistencies within the data. Most of the third-party data sources used to cross-check the Index scores are described in Botero and Ponce (2011).²

Methodological Changes to this Year's Report

Every year, the WJP reviews the methods of data collection to ensure that the information produced is valid, useful, and continues to capture the status of the rule of law in the world. To maintain consistency with previous editions and to facilitate tracking changes over time, this year's questionnaires and data maps are closely aligned with those administered in the past.

In order to improve the accuracy of the QRQ results and reduce respondent burden, proactive dependent interviewing techniques were used to remind respondents who participated in last year's survey of their responses in the previous year.

This year, no new questions or indicators were added to the Index. Overall, 100 percent of questions remained the same between the 2021 and 2022 editions of the Index. A description of the variables is available at worldjusticeproject.org.

Tracking Changes Over Time

This year's report includes a measure to illustrate whether the rule of law in a country, as measured through the factors of the *WJP Rule of Law Index*, changed since the previous year. This measure is presented in the form of arrows and represents a summary of rigorous statistical testing based on the use of bootstrapping procedures (see below). For each factor, this measure takes the value of zero (no arrow) if there was no statistically significant change in the score since last year, a positive value (upward arrow) if there was a change leading to a statistically significant improvement in the score, and a negative value (downward arrow) if there was a change leading to a statistically significant deterioration in the score. This measure complements the numerical scores and rankings presented in this report, which benchmark each country's current performance on the factors and sub-factors of the Index against that of other countries. The measure of change over time is constructed in three steps:

1. First, last year's scores are subtracted from this year's to obtain, for each country and each factor, the annual difference in scores.
2. To test whether the annual changes are statistically significant, a bootstrapping procedure is used to estimate standard errors. To calculate these errors, 100 samples of respondent-level observations (of equal size to the original sample) are randomly selected with replacement for each country from the pooled set of respondents for last year and this year. These samples are used to produce a set of 100 country-level scores for each factor and each country, which are utilized to calculate the final standard errors. These errors—which measure the uncertainty associated with picking a particular sample of respondents—are then employed to conduct pair-wise t-tests for each country and each factor.
3. Finally, to illustrate the annual change, a measure of change over time is produced based on the value of the annual difference and its statistical significance (at the 10 percent level).

Strengths and Limitations

The Index methodology has both strengths and limitations. Among its strengths is the inclusion of both expert and household surveys to ensure that the findings reflect the conditions experienced by the population. Another strength is that it approaches the measurement of rule of law from various angles by triangulating information across data sources and types of questions. This approach not only enables accounting for different perspectives on the rule of law, but it also helps to reduce possible bias that might be introduced by any other particular data collection method. Finally, it relies on statistical testing to determine the significance of the changes in the factor scores over the last year.

With the aforementioned methodological strengths come a number of limitations. First, the data sheds light on rule of

2. Botero, J. and Ponce, A. (2011) "Measuring the Rule of Law": WJP Working Paper No. 1, available at worldjusticeproject.org/publications.

law dimensions that appear comparatively strong or weak, but is not specific enough to establish causation. Thus, it will be necessary to use the Index in combination with other analytical tools to provide a full picture of causes and possible solutions. Second, in previous editions of the Index, the methodology has only been applied in three major urban areas in each of the indexed countries for the General Population Poll. However, the World Justice Project updated its methodology to include nationally representative polls. Towards this end, nationally representative polls have been conducted in 81 countries and jurisdictions covered in the 2022 *WJP Rule of Law Index*. Nationally representative polls will be conducted in the remaining countries in future editions of the Index. Third, given the rapid changes to the rule of law occurring in some countries, scores for some countries may be sensitive to the specific points in time when the data was collected. To address this, the WJP is piloting test methods of moving averages to account for short-term fluctuations. Fourth, the QRQ data may be subject to problems in measurement error due to the limited number of experts in some countries, resulting in less precise estimates. To address this, the WJP works constantly to expand its network of in-country academic and practitioner experts who contribute their time and expertise to this endeavor. Finally, due to the limited number of experts in some countries (which implies higher standard errors) and the fact that the GPP is carried out in each country every few years (which implies that for some countries, some variables do not change from one year to another), it is possible that the test described above fails to detect small changes in a country's situation over time.

Other Methodological Considerations

A detailed presentation of the methodology, including a table and description of the more than 500 variables used to construct the Index scores, is available at: worldjusticeproject.org and in Botero, J. and Ponce, A. (2011) "Measuring the Rule of Law": WJP Working Paper No.1, available at: worldjusticeproject.org/publications.

Using the WJP Rule of Law Index

The *WJP Rule of Law Index* has been designed to offer a reliable and independent data source for policy makers, businesses, non-governmental organizations (NGOs), and other constituencies to assess a country's adherence to the rule of law as perceived and experienced by the average person, identify a country's strengths and weaknesses in comparison to similarly situated countries, and track changes over time. The Index has been designed to include several features that set it apart from other indices and make it valuable for a large number of countries, thus providing a powerful resource that can inform policy debates both within and across countries. However, the Index's findings must be interpreted in light of certain inherent limitations.

1. The *WJP Rule of Law Index* does not identify priorities for reform and is not intended to establish causation or to ascertain the complex relationship among different rule of law dimensions in various countries.
2. The Index's scores and rankings are the product of a rigorous data collection and aggregation methodology. Nonetheless, as with all measurements, they are subject to measurement error.
3. Given the uncertainty associated with picking a particular sample of respondents, standard errors have been calculated using bootstrapping methods to test whether the annual changes in the factor scores are statistically significant.
4. Indices and indicators are subject to potential abuse and misinterpretation. Once released to the public, they can take on a life of their own and be used for purposes unanticipated by their creators. If data is taken out of context, it can lead to unintended or erroneous policy decisions.
5. Rule of law concepts measured by the Index may have different meanings across countries. Users are encouraged to consult the specific definitions of the variables employed in the construction of the Index, which are discussed in greater detail in the methodology section of the *WJP Rule of Law Index* website.
6. The Index is generally intended to be used in combination with other instruments, both quantitative and qualitative. Just as in the areas of health or economics, no single index conveys a full picture of a country's situation. Policy-making in the area of rule of law requires careful consideration of all relevant dimensions—which may vary from country to country—and a combination of sources, instruments, and methods.
7. Pursuant to the sensitivity analysis of the Index data conducted in collaboration with the Econometrics and Applied Statistics Unit of the European Commission's Joint Research Centre, confidence intervals have been calculated for all figures included in the *WJP Rule of Law Index*. These confidence intervals and other relevant considerations regarding measurement error are reported in Saisana and Saltelli (2015) and Botero and Ponce (2011).

The following pages (186-189) list the coverage and polling methodology for the GPP in the 140 indexed countries and jurisdictions.

Country/Jurisdiction	Coverage	Polling Company	Methodology	Sample	Year
Afghanistan	Nationally representative	IDRA Research & Consulting	Face-to-face	1000	2018
Algeria	Nationally representative	WJP in collaboration with local partner	Face-to-face	1000	2018
Angola	Nationally representative	Marketing Support Consultancy	Face-to-face	1010	2018
Antigua & Barbuda	Nationally representative	DMR Insights Ltd.	Face-to-face	513/500	2018/2022
Argentina	Nationally representative	StatMark Group	Face-to-face	759	2022
Australia	Nationally representative	Big Picture Marketing Strategy & Research	Online	1067	2018
Austria	Vienna, Graz, Linz	YouGov	Online	1008	2017
The Bahamas	Nationally representative	DMR Insights Ltd.	Face-to-face	500	2022
Bangladesh	Dhaka, Chittagong, Khulna	Org-Quest Research Ltd.	Face-to-face	1000	2016
Barbados	Nationally representative	DMR Insights Ltd.	Face-to-face	513/500	2018/2022
Belarus	Minsk, Gomel, Mogilev	Market Research & Polls - EURASIA (MRP-EURASIA)/WJP in collaboration with local partner	Face-to-face	1000/401	2014/2017
Belgium	Nationally representative	YouGov	Online	1007	2018
Belize	Nationally representative	CID Gallup	Face-to-face	2004	2021
Benin	Nationally representative	Liaison Marketing	Face-to-face	1010	2018
Bolivia	Nationally representative	Captura Consulting	Face-to-face	1000	2022
Bosnia & Herzegovina	Sarajevo, Banja Luka, Tuzla	Kantar TNS MIB	Face-to-face	1000	2017
Botswana	Nationally representative	BJKA Consulting	Face-to-face	1000	2018
Brazil	Nationally representative	About Brazil Market Research	Face-to-face	1079	2022
Bulgaria	Sofia, Plovdiv, Varna	Alpha Research Ltd.	Face-to-face	1001	2018
Burkina Faso	Ouagadougou, Bobo Dioulasso, Koudougou	Kantar TNS	Face-to-face	1029	2017
Cambodia	Phnom Penh, Battambang, Kampong Cham	Indochina Research	Face-to-face	1000	2014
Cameroon	Nationally representative	Liaison Marketing	Face-to-face	1006	2018
Canada	Toronto, Montreal, Calgary	YouGov	Online	1000	2017
Chile	Santiago, Valparaíso/Viña del Mar, Antofagasta	Datum Internacional S.A./Cadem S.A.	Face-to-face	1011	2017
China	Shanghai, Beijing, Guangzhou	WJP in collaboration with local partner	Face-to-face	508	2018
Colombia	Nationally representative	Tempo Group SA	Face-to-face	1000	2022
Congo, Dem. Rep.	Kinshasa, Lubumbashi, Mbuji-Mayi	Kantar Public at TNS RMS Senegal	Face-to-face	1083	2018
Congo, Rep.	Nationally representative	Liaison Marketing	Face-to-face	517	2021
Costa Rica	Nationally representative	CID Gallup	Face-to-face	1005	2022
Côte d'Ivoire	Abidjan, Bouaké, Daloa	Liaison Marketing	Face-to-face	1011	2017
Croatia	Nationally representative	Ipsos	Face-to-face	1010	2018
Cyprus	Nationally representative	Pulse Market Research	Online	504	2021
Czech Republic	Prague, Brno, Ostrava	YouGov	Online	1013	2017
Denmark	Copenhagen, Aarhus, Aalborg	YouGov	Online	1016	2017
Dominica	Nationally representative	DMR Insights Ltd.	Face-to-face	500	2022
Dominican Republic	Nationally representative	CID Gallup	Face-to-face	1002	2022
Ecuador	Nationally representative	StatMark Group	Face-to-face	1005	2022
Egypt, Arab Rep.	Cairo, Alexandria, Giza	WJP in collaboration with local partner	Face-to-face	1000	2017
El Salvador	Nationally representative	CID Latinoamerica	Face-to-face	1000	2018
Estonia	Tallinn, Tartu, Narva	Norstat Eesti	Online	1010	2017
Ethiopia	Addis Ababa, Gondar, Nazret	Infinite Insight Ltd.	Face-to-face	1037	2017
Finland	Helsinki, Espoo, Tampere	YouGov	Online	1014	2017
France	Nationally representative	YouGov	Online	1040	2018
Gabon	Nationally representative	Marketing Support Consultancy Ltd.	Face-to-face	513	2022
The Gambia	Nationally representative	Infinite Insight Ltd.	Face-to-face	1030	2019

Country/Jurisdiction	Coverage	Polling Company	Methodology	Sample	Year
Georgia	Tbilisi, Batumi, Kutaisi	ACT Market Research and Consulting Company	Face-to-face	1000	2017
Germany	Nationally representative	YouGov	Online	1048	2018
Ghana	Nationally representative	Infinite Insight Ltd.	Face-to-face	1103	2018
Greece	Athens, Thessaloniki, Patras	YouGov	Online	1015	2017
Grenada	Nationally representative	DMR Insights Ltd.	Face-to-face	500	2022
Guatemala	Nationally representative	Mercaplan Central America & Caribbean	Face-to-face	2508	2021
Guinea	Conakry, Nzerekore, Kankan	Kantar Public at TNS RMS Senegal	Face-to-face	1065	2018
Guyana	Nationally representative	StatMark Group	Face-to-face	527/278	2018/2022
Haiti	Nationally representative	CID Gallup	Face-to-face	507	2022
Honduras	Nationally representative	CID Gallup	Face-to-face	3003	2021
Hong Kong SAR, China	Hong Kong	WJP in collaboration with local partner	Face-to-face	1004	2017
Hungary	Budapest, Debrecen, Szeged	Ipsos Hungary	Face-to-face	1000	2017
India	Nationally representative	Market Xcel Data Matrix Pvt. Ltd.	Face-to-face	1059	2018
Indonesia	Jakarta, Surabaya, Bandung	MRI (Marketing Research Indonesia)	Face-to-face	1004	2017
Iran, Islamic Rep.	Tehran, Mashhad, Isfahan	BJKA consulting with local partner MHA Research	Face-to-face	1010	2018
Ireland	Nationally representative	Dynata	Online	1027	2021
Italy	Rome, Milan, Naples	YouGov	Online	1004	2017
Jamaica	Nationally representative	StatMark Group	Face-to-face	531	2022
Japan	Nationally representative	Acorn Marketing & Research Consultant (M) Sdn Bhd	Online	1000	2018
Jordan	Nationally representative	WJP in collaboration with local partner	Face-to-face	1000	2018
Kazakhstan	Almaty, Nur-Sultan (formerly Astana), Shymkent	WJP in collaboration with local partner	Face-to-face	1000	2017
Kenya	Nationally representative	Infinite Insight Ltd.	Face-to-face	1099	2018
Korea, Rep.	Nationally representative	Acorn Marketing & Research Consultant (M) Sdn Bhd	Online	1000	2018
Kosovo	Nationally representative	IDRA Research & Consulting	Face-to-face	1000	2019
Kyrgyz Republic	Nationally representative	Ipsos	Face-to-face	1000	2018
Latvia	Nationally representative	YouGov	Online	1049	2021
Lebanon	Beirut, Tripoli, Sidon	REACH SAL	Face-to-face	1000	2017
Liberia	Monrovia, Gbarnga and Buchanan	Infinite Insight Ltd.	Face-to-face	1113	2018
Lithuania	Nationally representative	YouGov	Online	1066	2021
Luxembourg	Nationally representative	TNS Ilres	Online	651	2021
Madagascar	Antananarivo, Toamasina, Antsirabe	DCDM Research	Face-to-face	1000	2017
Malawi	Lilongwe, Blantyre, Mzuzu	Infinite Insight Ltd.	Face-to-face	1039	2017
Malaysia	Klang Valley, Johor Bahru, Ipoh	Acorn Marketing & Research Consultant (M) Sdn Bhd	Face-to-face	1000	2017
Mali	Nationally representative	Marketing Support Consultancy	Face-to-face	1012	2018
Malta	Nationally representative	MISCO International Limited	Face-to-face	500	2021
Mauritania	Nationally representative	Liaison Marketing	Face-to-face	1000	2018
Mauritius	Nationally representative	DCDM Research	Face-to-face	1000	2018
Mexico	Mexico City, Guadalajara, Monterrey	Data Opinión Pública y Mercados	Face-to-face	1000	2017
Moldova	Chisinau, Balti, Cahul	Georgian Opinion Research Business International (GORBI) in collaboration with local partner	Face-to-face	1043	2017
Mongolia	Ulaanbaatar, Erdenet, Darkhan	Mongolian Marketing Consulting Group LLC	Face-to-face	1000	2017
Morocco	Casablanca, Fes, Tangier	WJP in collaboration with local partner	Face-to-face	1000	2017
Mozambique	Nationally representative	Quest Research Services	Face-to-face	1009	2018
Myanmar	Yangon, Mandalay, Nay Pyi Taw	Myanmar Survey Research Co., Ltd (MSR)	Face-to-face	1000	2018

Country/Jurisdiction	Coverage	Polling Company	Methodology	Sample	Year
Namibia	Nationally representative	Quest Research Services	Face-to-face	1001	2018
Nepal	Kathmandu, Pokhara, Lalitpur	Solutions Consultant	Face-to-face	1000	2017
Netherlands	Nationally representative	YouGov	Online	1113	2018
New Zealand	Auckland, Wellington, Christchurch	Big Picture Marketing Strategy & Research	Online	1000	2017
Nicaragua	Nationally representative	CID Gallup	Face-to-face	1000	2019
Niger	Niamey, Zinder, Maradi	Liaison Marketing	Face-to-face	1011	2018
Nigeria	Nationally representative	Infinite Insight Ltd.	Face-to-face	1083	2018
North Macedonia	Skopje, Kumanovo, Bitola	Ipsos dooel Skopje	Face-to-face	1017	2017
Norway	Oslo, Bergen, Trondheim	YouGov	Online	1007	2017
Pakistan	Nationally representative	Gallup Pakistan	Face-to-face	1000	2019
Panama	Nationally representative	CID Gallup	Face-to-face	2502	2021
Paraguay	Nationally representative	Datum Internacional/BM Business Partners	Face-to-face	1000	2021
Peru	Nationally representative	Datum Internacional S.A.	Face-to-face	897	2022
Philippines	Manila, Cebu, Davao	APMI Partners	Face-to-face	1008	2016
Poland	Warsaw, Krakow, Lodz	IQS Sp. z o.o.	Face-to-face	1000	2018
Portugal	Lisbon, Porto, Amadora	YouGov	Online	1016	2017
Romania	Nationally representative	Alpha Research Ltd. in collaboration with local partner	Face-to-face	1000	2018
Russian Federation	Moscow, St. Petersburg, Novosibirsk/ Nationally representative	WJP in collaboration with local partner	Face-to-face	1000/1000	2016/2018
Rwanda	Kigali	Infinite Insight Ltd.	Face-to-face	316	2018
Senegal	Pikine, Dakar, Thiès	Kantar TNS	Face-to-face	1012	2017
Serbia	Belgrade, Novi Sad, Niš	Ipsos Strategic Marketing d.o.o.	Face-to-face	1002	2017
Sierra Leone	Nationally representative	Infinite Insight Ltd.	Face-to-face	1165	2018
Singapore	Singapore	Survey Sampling International	Online	1000	2017
Slovak Republic	Nationally representative	WJP in collaboration with local partner	Online	1022	2021
Slovenia	Ljubljana, Maribor, Celje	Ipsos d.o.o.	Face-to-face	1006	2017
South Africa	Nationally representative	Quest Research Services	Face-to-face	1014	2018
Spain	Nationally representative	YouGov	Online	1051	2018
Sri Lanka	Colombo, Kaduwela, Maharagama	Kantar LMRB	Face-to-face	1010	2017
St. Kitts & Nevis	Nationally representative	DMR Insights Ltd.	Face-to-face	500	2018
St. Lucia	Nationally representative	DMR Insights Ltd.	Face-to-face	500	2022
St. Vincent & the Grenadines	Nationally representative	DMR Insights Ltd.	Face-to-face	500/500	2018/2022
Sudan	Nationally representative	Sudan Polling and Statistics Center	Face-to-face	500	2021
Suriname	Nationally representative	D3: Designs, Data, Decisions	Face-to-face	502	2022
Sweden	Nationally representative	YouGov	Online	1049	2018
Tanzania	Dar es Salaam, Mwanza, Arusha	Infinite Insight Ltd.	Face-to-face	1037	2018
Thailand	Bangkok, Nakhon Ratchasima, Udon Thani	Infosearch Limited	Face-to-face	1000	2018
Togo	Nationally representative	Marketing Support Consultancy	Face-to-face	1005	2018
Trinidad & Tobago	Nationally representative	CID Gallup	Face-to-face	1001	2022
Tunisia	Big Tunis, Sfax, Sousse	BJKA Consulting	Face-to-face	1001	2017
Turkey	İstanbul, Ankara, İzmir	Kantar Insights	Face-to-face	1039	2018
Uganda	Kampala, Nansana, Kira	Kantar Public East Africa	Face-to-face	1062	2018
Ukraine	Kyiv, Kharkiv, Odessa	GfK Ukraine	Face-to-face	1079	2017
United Arab Emirates	Dubai, Abu Dhabi, Sharjah	WJP in collaboration with local partner	Face-to-face	1011/200	2011/2017
United Kingdom	Nationally representative	YouGov	Online	1056	2018
United States	Nationally representative	YouGov	Online	1258	2021
Uruguay	Nationally representative	BM Business Partners	Face-to-face	1000	2018

Country/Jurisdiction	Coverage	Polling Company	Methodology	Sample	Year
Uzbekistan	Tashkent, Namangan, Samarkand/Nationally representative	Market Research & Polls - EURASIA/ Ipsos/Info Sapiens International LLC	Face-to-face	1000/300/507	2014/2018/2021
Venezuela, RB	Nationally representative	StatMark Group	Face-to-face	1000/1015	2016/2018
Vietnam	Ho Chi Minh City, Hanoi, Hai Phong	Indochina Research (Vietnam) Ltd.	Face-to-face	1000/1000	2011/2017
Zambia	Lusaka, Kitwe, Chipata	SIS International Research/Intraspace Market Consultancy Ltd.	Face-to-face	1004/1014	2012/2017
Zimbabwe	Nationally representative	Quest Research Services	Face-to-face	1001	2018

Contributing Experts

The *WJP Rule of Law Index 2022* was made possible by the generous contributions of academics and practitioners who contributed their time and expertise. The names of those wishing to be acknowledged individually are listed below.

This report was also made possible by the work of the polling companies who conducted fieldwork, and the thousands of individuals who have responded to the General Population Poll around the world.

Afghanistan

Baryalai Hakimi
Kabul University

Hashmat Khalil Nadirpor
ALRDO

Hashmatullah Hoshmand
Masnad Law Firm

Helay Khwajazada
Kakar Advocates

Humayoun Rahimi
Balkh University

Khalid Massoudi
Masnad Law Firm

Khalid Sekande

Mahir Hazim
Arizona State University

Mazhar Bangash
*RIAA Barker Gillette
Afghanistan*

Mohammad Shafiq Hamdam
*Afghan Anti-Corruption
Network*

Mohammad Tareq Eqtedary
Generation Positive

Noorulhuda Niazi
Masnad Law Firm

Rahmanullah Shahab
Afghan Anglo Legal

Sanzar Kakar
Moore Stephens Ltd.

Sayed Reza Hussaini
University of Hertfordshire

Thomas Kraemer
Kakar Advocates

Zabihullah Ghazawi
*Community Action for
Healing Poverty Organization
(CAHPO)*

Zahid Safi
*RIAA Barker Gillette
Afghanistan*

Anonymous Contributors

Albania

Albana Fona
LPA Legal Albania

Alketa Uruçi
Boga & Associates

Anteo Papa
*Fatmir Braka Partners &
Associates*

Artur Asllani
Tonucci & Partners

Dorant Ekmekciu
Hoxha, Memi & Hoxha

Drini Hakorja

Endri Mykaj
*International Monitoring
Operation (IMO); Leiden
University*

Ergys Hasani
Gjika & Associates

Eris Hoxha
Hoxha, Memi & Hoxha

Gentiana Tirana

Gerhard Velaj
Boga & Associates

Isuf Shehu
Shehu & Partners

Jonida Braja Melani
Wolf Theiss

Oltion Kaçani
Gjika & Associates

Rina Pero Saliaj
*A.R.S Legal & Financial
Services*

Sokol Elmazaj
Boga & Associates

Anonymous Contributors

Algeria

Abdesselam Salmi
Ajman University

Adel Messaoudi
*Ligue Algerienne des Droits
de l'Homme*

Bakouri Amirouche

Farouk Yaya

Kamal Eddin Bourzzam

Khaled Goussanem
Goussanem & Aloui Law Firm

Nadia Zouani
*Nadia Zouani Office for
Intellectual Property*

Anonymous Contributors

Angola

António Ferreira Sessa
AFS Advogados Associados

Arlete Amaral Maia
*CBAM Advogados
Associados*

Eduardo Afonso

**Eduardo Custódio
Bartolomeu Gomes**

Elsa Tchikanha

**Hermenegildo Teotónio da
Silva e Sousa**
*Escritório de Advogados
Hermenegildo Teotónio*

Margareth Nangacovie

**Orlando do Amaral de
Oliveira Buta**

Anonymous Contributors

Antigua and Barbuda

Craig L. Jacas
Stapleton Chambers

Luann M. De Costa

Septimus A. Rhudd
Rhudd & Associates

Anonymous Contributors

Argentina

Adrian Fernando Otero
Abogados Patagonicos

Alberto Gonzalez Torres
Baker McKenzie

Alfredo M. Vitolo
*Foro de Estudios Sobre la
Administración de Justicia
(FORES)*

Analia V. Durán
MBB Abogados

Débora Eliana Fuhr
Serrano Fuhr Abogados

Denise Schalet
World Health Organization

Diego Silva Ortiz
*Silva Ortiz, Alfonso, Pavic
& Louge*

Eduardo Muniagurria
JP O'Farrell Abogados S.A

Enrique Prini Estebecorena
A&F Abogados

Estanislao Marina
Baker McKenzie

Esteban Cappello
WatermelonCo

Francisco Clucellas

Francisco Ignacio Castex
Universidad Buenos Aires

Guillermo Michelson Irusta

Guillermo Schor-Landman
*Fundación Iberoamericana
de Telemedicina*

Joaquin Zappa
JP O'Farrell Abogados S.A

Martín Langsam
New York University

Martin Oyhanarte
Universidad del Salvador

Mercedes Lorenzo
Hewlett Packard Enterprise

Miguel Angel De Dios
Universidad del Salvador

Pablo Alejandro Pirovano
PASBBA Abogados

Reca Milanta Sofía
Universidad Pompeu Fabra

Sandra Guillan
*De Dios & Goyena Abogados
Consultores*

Anonymous Contributors

Australia

Breen Creighton
MIT University

Brendan Ashdown <i>John Toohey Chambers</i>	Thomas Kurz <i>Haslinger/Nagele Rechtsanwälte</i>	Md Azhar Uddin Bhuiyan <i>Bangladesh University of Professionals (BUP)</i>	Sergey Demianenko	Adounlohoun Gisèle Obognon <i>Plan International Bénin</i>
Dan Williams <i>MinterEllison</i>	Anonymous Contributors	Md Khademul Islam Choyon <i>Sattar&Co.</i>	Vadzim Samaryn <i>Belarusian State University</i>	Agathe Affougnon Ago
David Gill <i>Hewlett Packard Enterprise</i>	The Bahamas	Md Salequzzaman <i>The Legal Era</i>	Valentina Komova	Ahonagnon N. Gbaguidi <i>Université d'Abomey-Calavi</i>
Esther Stern <i>Flinders University</i>	Arthur Seligman <i>Lennox Paton</i>	Mohammad Habibur Rahman <i>A.S & Associates</i>	Vital Kalyada <i>Chamber of Barristers "BelLegalDefense"</i>	Annick Nonohou <i>Réseau des Soignants Amis des Patients</i>
Fiona McDonald <i>Queensland University of Technology</i>	Candice Hepburn <i>Mitre Court</i>	Muhammad Rashel Siddiqui <i>Rashel's Law Desk</i>	Anonymous Contributors	Elie Jesukpégo Gbedemakou
James Gillespie <i>Menzies Centre for Health Policy and Economics, University of Sydney</i>	Catherine Conliffe <i>Princess Maragret Hospital, Public Hospitals Authority</i>	S. M. Abid Ur Rahman <i>D.R.M. & Associates</i>	Belgium	Joseph Djogbénou
Merrilyn Walton <i>University of Sydney</i>	Michael D. Toote <i>Desmond Edwards & Co.</i>	Tajul Islam	Christoph Van der Elst <i>Tilburg University</i>	Justine Françoise Houzanme <i>ROAFEM</i>
Nicholas Cowdery <i>University of Sydney</i>	Peter D. Maynard <i>Peter D. Maynard Counsel & Attorneys</i>	Tanim Hussain Shawon	Emmanuel Plasschaert and Evelien Jamaels <i>Crowell & Moring</i>	Luc S. Djogbenou <i>Université d'Abomey-Calavi</i>
Patricia Cahill	Rosalee Ferguson <i>Ministry of Foreign Affairs</i>	Anonymous Contributors	Freek Louckx <i>Universiteit Antwerpen; Vrije Universiteit Brussel</i>	Moboladji Balogoun <i>CAC LEGAL</i>
Peter Cashman <i>University of New South Wales</i>	Sharanda Humes-Forbes	Barbados	Isabelle Andoulsi <i>GLS-Attorneys at Law</i>	Ogoudjé César Guegni <i>Cabinet d'Avocats Charles Badou and Partners</i>
Salar Alehossein <i>Hewlett Packard Enterprise</i>	Vann P. Gaitor <i>Higgs & Johnson</i>	Christiane King <i>Chancery Chambers</i>	Jean Jacqmain <i>Université libre de Bruxelles</i>	Pascal V. Ahouwenou <i>Réseau des Soignants Amis des Patients</i>
Sean Cooney <i>Melbourne Law School</i>	Anonymous Contributors	Codie R. W. Hinds <i>Fortis Legal</i>	Marc Cottyn <i>COTTYN Advocaten Avocats Lawyers</i>	Roch Hounghin <i>Université d'Abomey-Calavi</i>
Sonia Allan <i>Western Sydney University</i>	Bangladesh	Diana Douglin <i>Regina Lex Attorneys</i>	Patrick Goffaux <i>Université libre de Bruxelles</i>	Valentin Akoha <i>Barreau du Bénin</i>
Teresa Farmer <i>John Toohey Chambers</i>	A. B. M. Asrafuzzaman <i>University of Dhaka</i>	Evadne A. Brewster- Wiltshire <i>Wiltshire & Wiltshire Law Firm</i>	Valerie Flohimont <i>Université de Namur</i>	Anonymous Contributors
Anonymous Contributors	Abdur Rahman Junaid <i>Rahman's Chambers</i>	Heather E. Walker <i>Chancery Chambers</i>	Anonymous Contributors	Bolivia
Austria	Al Amin Rahman <i>FM Associates</i>	Leslie F. Haynes	Darinka L. Munoz <i>Barrow & Williams</i>	Alfonso M. Dorado Escobar <i>A. Dorado Cabinet d'Avocat</i>
Eva-Maria Ségur-Cabanac <i>Baker McKenzie</i>	Darras Abdullah <i>Akhtar Imam & Associates</i>	Mequissa Josephine Magloire <i>CARICOM Attorneys-at-Law</i>	Matthew Anthony Nicasio <i>Hillside Health Care International</i>	Arletta Añez Valdez
Isabelle Pellech	Dhiman Singha Roy <i>Roy & Associates</i>	Richard Cheltenham <i>Charlton Chambers</i>	Oneyda Flores Piper <i>Flores Piper LLP</i>	Arturo Yañez Cortes <i>Ilustre Colegio de Abogados de Chuquisaca (ICACH)</i>
Karl Stöger <i>University of Vienna</i>	Gazi Md Rokib Bin Hossain <i>The Legal Circle</i>	Rico J. Yearwood <i>CARICOM Attorneys-at-Law</i>	Wayne A. Piper <i>Flores Piper LLP</i>	Asdrual Martin Columbia Jofre <i>Universidad Mayor de San Andrés</i>
Martin Gruber-Risak <i>University of Vienna</i>	Golam Ayyub Avra <i>A.S & Associates</i>	Sian M. Lange <i>Pilgrim and Associates</i>	Anonymous Contributors	Carlos Alberto Ferreira Vásquez <i>Ferreira Vásquez Estudio Jurídico</i>
Martin Reinisch <i>Brauneis Klauer Prändl</i>	Ibtida Farhat Tropa <i>A.S & Associates</i>	Anonymous Contributors	Benin	Carlos Gerke Siles <i>Universidad Católica Boliviana</i>
Rupert Manhart <i>Manhart Einsle Partner Rechtsanwälte</i>	Junayed Ahmed Chowdhury <i>Vertex Chambers</i>	Anonymous Contributors	Adébiyi Alban Gaspard Balogun <i>Réseau des Soignants Amis des Patients</i>	
Thomas Frad <i>KWR Karasek Wietrzyk Rechtsanwälte GmbH</i>	Khandaker Mashfique Ahmed <i>Rahman's Chambers</i>	Belarus		
		Alena Salei <i>Borovtsov & Salei</i>		
		Andrei Famenka		

Cesar Alfredo Burgoa Rodriguez <i>Bufete Burgoa</i>	Boris Stojanović <i>Law Office Stojanović</i>	Baboki Jonathan Dambe <i>University of Botswana</i>	Carolina Haber <i>Defensoria Pública do Rio de Janeiro (DPERJ)</i>	Heloisa Estellita <i>FGV Direito SP</i>
Dafnee Puttkamer Gutiérrez	Denis Pajić <i>University "Džemal Bijedić" in Mostar</i>	Buhle Ncube <i>Botlhole Law Group</i>	Conrado Hubner Mendes <i>Universidade de São Paulo</i>	Heloisa Uelze <i>Trench Rossi Watanabe</i>
Ivan Bladimir Cáceres Ibañez <i>Caceres & Asoc.</i>	Edin Halapić <i>University of Sarajevo</i>	Kwadwo Osei-Ofei <i>Osei-Ofei Swabi & Co.</i>	Daniel A. Dourado <i>Universidade de São Paulo</i>	Henrique Frizzo <i>Trench Rossi Watanabe</i>
Javier Mir <i>Mir & Asociados Abogados Laborales</i>	Hajrija Sijerčić-Čolić <i>University of Sarajevo</i>	Motsomi Ndala Marobela <i>University of Botswana</i>	Daniel Bushatsky <i>Advocacia Bushatsky</i>	Henry Gabriel Colombi Barbosa Ferreira <i>Centro de Estudos em Direito e Negócios (CEDIN)</i>
Jorge Asbun <i>Asbun & Asociados</i>	Hana Korac <i>International University of Travnik</i>	Munyaka Wadaira Makuyana <i>Makuyana Legal Practice</i>	Daniel de Pádua Andrade <i>Universidade Federal de Viçosa</i>	Igor Sousa Gonçalves <i>Universidade Federal de Minas Gerais</i>
Jorge Omar Mostajo Barrios <i>Universidad Mayor de San Andrés</i>	Harun Išerić <i>University of Sarajevo</i>	Piyush Sharma <i>Piyush Sharma Attorneys</i>	Daniela Batalha Trettel <i>Defensoria Pública do Estado de São Paulo</i>	Joao Augusto Gameiro <i>Trench Rossi Watanabe</i>
José Antonio Rivera Santivañez <i>Fundación Observatorio de Derechos Humanos y Justicia; Universidad Mayor de San Simón</i>	Lana Bubalo <i>Universitetet i Stavanger</i>	Precious Gondwe <i>Precious and Partners Legal Practice</i>	Danilo Costa Nunes Andrade Leite <i>Governamental do Município de São Paulo</i>	Jorge Magalhães <i>Oswaldo Cruz Foundation (FIOCRUZ); University NOVA of Lisbon</i>
Juan José Lima <i>Lima y Asociados</i>	Mehmed Ganić <i>International University of Sarajevo</i>	Shaboyo Motsamai <i>Motsamai Attorneys</i>	Debora Regina Pastana <i>Universidade Federal de Uberlândia</i>	Leandro Bonini Farias <i>Coutinho e Farias Sociedade de Advogados</i>
Manuel Urenda <i>Urenda Abogados</i>	Milos Trifkovic <i>Akademija nauka i umjetnosti Bosne i Hercegovine</i>	Simon Bathusi	Eduardo Pitrez de Aguiar Corrêa <i>Universidade Federal do Rio Grande</i>	Lenir Santos <i>Instituto de Direito Sanitário Aplicado (IDISA)</i>
Maria Salete Queiroz de Tejerina <i>Hospital del Niño Dr. Ovidio Aliaga Uría</i>	Miralem Porobic	Tachilisa Balule <i>University of Botswana</i>	Elival da Silva Ramos <i>Universidade de São Paulo</i>	Luciano Feldens <i>Feldens Advogados; Pontifícia Universidade Católica do Rio Grande do Sul (PUCRS)</i>
Nicolás Soliz Peinado <i>ACF Abogados</i>	Mirela Cokic Dzinic <i>University of Heidelberg</i>	Tapiwa B. Gachala <i>Chartered Insurance Brokers</i>	Fabio Queiroz Pereira <i>Universidade Federal de Minas Gerais</i>	Luis Eduardo Serra Netto <i>Duarte Garcia, Serra Netto e Terra Advogados</i>
R. David Terrazas Ruiz <i>Estudio Jurídico Gerke</i>	Mirjana Šarkinović <i>Attorney's Office Mirjana Šarkinović</i>	Tshekiso Tshekiso <i>Tshekiso Ditiro & Jani Legal Practice</i>	Fábio Ulhoa Coelho <i>Pontifícia Universidade Católica de São Paulo</i>	Luiz Felipe Monteiro Seixas <i>Universidade Federal Rural do Semi-Árido</i>
Raul A. Baldívía <i>Baldívía Unzaga & Asociados</i>	Osman Sinanović <i>Sarajevo School of Science and Technology; University of Tuzla</i>	Unoda Mack <i>Mack Bahuma Attorneys</i>	Felipe Asensi <i>Universidade do Estado do Rio de Janeiro</i>	Luiz Guilherme Paiva <i>LAUT - Centro de Análise da Liberdade e do Autoritarismo</i>
Rosario Baptista Canedo	Sanela Džanić <i>Joint Law Office Pejđah & Džanić</i>	Anonymous Contributors	Fernanda Vargas Terrazas <i>Conselho Nacional de Secretarias Municipais de Saúde (CONASEMS)</i>	Maria Celina Bodin de Moraes <i>Pontifícia Universidade Católica do Rio de Janeiro</i>
Sergio Reynolds Ruiz	Šefket Goletić <i>University of Zenica</i>	Adelaide Maria de Souza Antunes <i>Universidade Federal do Rio de Janeiro</i>	Fernando Aith <i>Universidade de São Paulo</i>	Maria Valeria Junho Penna <i>Universidade Federal do Rio de Janeiro</i>
Teddy Cuentas Bascopé	Slaven Dizdar <i>Maric & Co. Law Firm</i>	Ana Paula de Barcellos <i>Universidade do Estado do Rio de Janeiro</i>	Gabriel Costa <i>Shell Brasil Petroleo Ltda.</i>	Matheus Cherulli Alcantara Viana <i>Viana e Azevedo Advogados</i>
William Herrera Añez	Anonymous Contributors	Bruna Angotti <i>LAUT - Centro de Análise da Liberdade e do Autoritarismo</i>	Gerson Branco <i>Universidade Federal do Rio Grande do Sul</i>	Maurirá Duro Schneider <i>Feldens Advogados; Unisinos</i>
Anonymous Contributors	Botswana	Carlos Eduardo Machado <i>Carlos Eduardo Machado Advogados</i>	Guilherme de Jesus France <i>Fundação Getúlio Vargas</i>	
Bosnia and Herzegovina	Abdool Rahim Khan <i>Rahim Khan & Company</i>	Carolina Giesbrecht Forte Korbage de Castro <i>Korbage de Castro Sociedade de Advogados</i>		
Adnan Duraković <i>University of Zenica</i>	Abel W. Modimo <i>Modimo & Associates</i>			
Aleksandar Sajic <i>Law Firm SAJIC</i>	Agang Maivelynn Bome <i>Vergeer Law</i>			

Maurício Maleck Coutinho MNIP	Stella Narita Universidade Federal do Sul da Bahia	Stanley Gyoshev University of Exeter Business School; C4BG.org	Bernard Ngaibe Abeng Law Firm	Hoi Kong University of British Columbia
Michael Freitas Mohallem Transparency International - Brazil	Teresa Ancona Lopez Universidade de São Paulo	Stela Ivanova bnt attorneys in CEE	Diane Silabing epe Ouethy Cabinet d'Avocats MEUKE	J. Craig Phillips University of Ottawa
Paulo Jorge João Pontifícia Universidade Católica de São Paulo	Thiago Bottino Fundação Getúlio Vargas	Victor Gugushev Gugushev and Partners Law Office	Frambo Besong Notre Cabinet	Jabeur Fathally University of Ottawa
Priscila Pamela Cesário dos Santos Araujo Recchia Santos Sociedade de Advogados	Thiago Lopes Cardoso Campos Instituto de Direito Sanitário Aplicado (IDISA)	Anonymous Contributors	Gael Tchouba Citadel Law Firm	Jason Foster Athabasca University
Rafael Lamera Giesta Cabral Universidade Federal Rural do Semi-Árido	Ulisses Levy Silvério dos Reis Universidade Federal Rural do Semi-Árido	Burkina Faso	Gbaka Ernest Acho Gbaka & Co. Law Office	Jeffrey J. Gindin
Rafael Villac Vicente de Carvalho Peixoto & Cury Advogados	Victor Hugo Criscuolo Bosen Universidade Federal do Sul da Bahia	Arnaud Koulika Nikiema Centre d'études sur les TIC et la cyberactivité	Hyacinthe Fansi Ngassam Fansi & Mouafo Avocats Associés	Lise Desmarais Université de Sherbrooke
Raoni Bielschowsky Universidade Federal de Uberlândia	Anonymous Contributors	Boubacar Nacro Centre Hospitalier Universitaire Sourô Sanou	Isidore Baudouin Ndzana	Michel W. Drapeau University of Ottawa
Raquel Betty de Castro Pimenta Universidade Federal de Minas Gerais	Bulgaria	Boubakar Toure Centre Hospitalier Universitaire Yalgado Ouédraogo; Université Joseph Ki-Zerbo	Jean Aime Kounga Abeng Law Firm	Steven Barrett Goldblatt Partners
Raquel Lima Scalcon Scalcon Novaes Law Firm	Gergana Ilieva	Küssome Paulin Somda Institut National de Santé Publique	Joseph Ngoupayo Université de Yaoundé I	Anonymous Contributors
Roberta de Freitas Campos Fundação Oswaldo Cruz (Fiocruz)	Hristo Botev Sofia Bar Association	Maxime Drabo Centre National de Recherche Scientifique et Technologique (CNRST)	Laurent Dongmo Jing & Partners Law Firm	Chile
Rosana Machin Universidade de São Paulo	Ivelina Vassileva Schoenherr Bulgaria	Olivier Yelkouny Syndicat des Avocat du Burkina Faso (SYNAF)	Michel Antoine Mben Kanga NFM Law Firm	Carlos Ossandon Eluchans y Cia. Abogados
Rubens Glezer Fundação Getúlio Vargas	Iveta Manolova CMS Sofia	Souleymane Tassebedo Centre MURAZ - INSP	Nsong Ntube Jonas Abeng Law Firm	Claudio Pavlic Véliz
Rubens Hofmeister Neto Feldens Advogados; Fundação Getúlio Vargas; Pontifícia Universidade Católica do Rio Grande do Sul (PUCRS)	Ivo Baev Ivo Baev & Partners	Tatiana Compaore	Romuald Petngang Nasah Avocats Sans Frontières	Cristián R. Reyes Cid Aninat Abogados
Samir Salman Instituto Premier- Saber Mais de Educação e Cultura	Jenia Dimitrova CMS Sofia	Anonymous Contributors	Tita Isaac Association des Frères et Soeurs Unis du Cameroon (AFSU)	Daniela Horvitz Horvitz & Cia.
Sara Carvalho Matanzaz Ferreira de Melo Advogados	Lachezar Raichev Penkov, Markov & Partners	Cambodia	Tryphene Eunice Egoume	Diego Mendoza Benavente Abogados MLV
Sergio Mannheimer Mannheimer, Perez e Lyra Advogados	Lucia F. Miree American University in Bulgaria	Fil B. Tabayoyong Pannasastra University of Cambodia	Zakariaou Njoumemi Université de Yaoundé I	Edmundo Varas Karmy KPMG Chile
Soraia Ghassan Saleh Saleh Advogados Associados	Nikolai Hristov Medical University of Sofia	Sopheap Chak Cambodian Center for Human Rights	Anonymous Contributors	Fernando Lolás Stepke Universidad Central de Chile; Universidad de Chile
	Nikolay Zisov Boyarov & Co.	Anonymous Contributors	Canada	Fernando Maturana Crino Eyzaguirre & Cia. Abogados
	Pavel Tsanov Penkov, Markov & Partners	Anonymous Contributors	Brian Langille University of Toronto	Francisca Vial Eyzaguirre & Cia. Abogados
	Petko Salchev National Center of Public Health and Analyses	Cameroon	Daniel M. Campbell	Germán Ovalle Madrid Estudio Jurídico Montt Group
	Roman Stoyanov Penkov, Markov & Partners	Alvine Perabi	Davinder Singh University of Manitoba	Gonzalo Hoyl Moreno Hoyl Allende & Cia. Abogados
		Barthélémy Onana Ambadiang Barreau du Cameroun	Fabien Gélinas McGill University	Ignacio Abogabir Méndez DLA Piper
			Gail H. Forsythe	Ignacio Pera Rivas Dentons
			Gerard Kennedy University of Manitoba	Jorge Canales G. PGYA Abogados

Juan Pablo Cox Leixelard
Universidad Adolfo Ibáñez

Luis Felipe Hubner
UH&C Abogados

Luis Parada H.
DLA Piper

Manuel José Fernández Barros

Marcelo Alfredo Villalón Calderón
Universidad de Chile

Marcelo Oyharcabal Fraile

Martín Besio Hernández
Universidad Diego Portales

Mauricio Tapia R.
Universidad de Chile

Michele Daroch Sagredo
Abdala & Cía. Abogados

Omar Morales
Montt y Cía. S.A.

Orlando Palominos
Lembeye Abogados

Patricio Morales Aguirre
Estudio Jurídico Pérez Donoso

Ramon García Odgers
Universidad Católica de la Santísima Concepción

Raúl Novoa Galán

Ricardo Lillo
Universidad Adolfo Ibáñez

Rodrigo de Alencar Baraona
Barros Silva Varela y Vigil

Rodrigo Sanhueza
Dentons

Anonymous Contributors

China

Bernard Dewit
Dewit Law Office

Jia Hui
DeHeng Law Offices

Jonathan Isaacs
Baker McKenzie

Kaiming Liu
The Institute of Contemporary Observation

Xiao Zhang
Southeast University

Xu Cao
Hewlett Packard Enterprise

Anonymous Contributors

Colombia

Alejandra Vidaurre Tugues
Muñoz Tamayo & Asociados

Ana María Soleibe
Médicos Unidos de Colombia

Andrés Esteban Naranjo Barrera
IA Group

Bernardo Carvajal Sanchez
Bernardo Carvajal & Asociados

Carlos Alejandro Toro Prieto

Carlos Andres Gomez Gonzalez
Gómez Penalistas Abogados

Carlos Arturo Toro Lopez
Colegio Nacional de Abogados Penalistas de Colombia

Carlos Mario Molina Arrubla
Universidad CES

Enrique Alvarez
Lloreda Camacho & Co.

Estefania Losada Cabrera

Felix Leon Martinez
Fedesimal

Guillermo Hernando Bayona Combariza
BVP Abogados

Gustavo Quintero Navas
Quintero Navas Abogados; Universidad de los Andes

Gustavo Tamayo Arango
Lloreda Camacho & Co.

Hernando Nieto
Asociación Colombiana de Salud Pública

Jairo Fierro Garzón
ARI Consulting Group SAS

Joe Bonilla Gálvez
Muñoz Tamayo & Asociados

Jorge Lara Urbaneja
LaraConsultores

Luis Alberto Tafur Calderón
Universidad del Valle

Luis Eduardo Nieto
Nieto Abogados

Patricia Moncada Roa
Universidad de los Andes

Patricia Vergara
Patricia Vergara Asociados

Rafael Abuchaibe L.
Lloreda Camacho & Co.

Raúl Alberto Suárez Arcila
Suárez Arcila Abogados Asociados

Anonymous Contributors

Congo, Dem. Rep.

Alain Iyeti
Ministère de la Santé Publique, Hygiène et Prévention

Benjamin Ifeka Momponza
Cabinet Me Benjamin Ifeka M.

Bertin Boki Ezabu
Droits pour Tous ASBL

Bienfait Uwimana
Université de Goma

Bruno Bitangilayi Kapongo
Barreau de Kinshasa/Gombe

Clément Shamashanga Minga
Centre de Recherches et d'Études sur l'État de Droit en Afrique (CREEDA)

Freddy Mulamba
Cabinet Mulamba et Associés

Grégoire Bakandéja wa Mpungu
Université de Kinshasa

Jean-Michel Kumbu ki Ngimbi
Université de Kinshasa

Joseph Keta
Cabinet d'Avocats Keta et Associés

Julien Iyamulemye
Barreau de Kinshasa/Gombe

Kabukapua Édouard Bitangila
Barreau de Kinshasa/Gombe

Kalonji Tshiepela Marcelin
Barreau de Kinshasa/Gombe

Kayembe Mutamba Joseph

Koumba Mesmin

Lionnel Umba Mavungu
Pathy Liongo & Associates Law Firm

Marie Louise Kapinga

Marie Nyombo Zaina
Réseau Nationale des ONGs pour le Développement de la Femme (RENADEF)

Mbazi-Grâce Beda
Université de Goma

Michael L. Selemani
Reseau des Medecins Congolais de Proximité (RMC)

Moise Abdou Muhima
Centre de Recherches et d'Études sur l'État de Droit en Afrique (CREEDA)

Paul Bunangana
Cabinet Upio Kakura

Rachel Kangila
Centre de Recherches et d'Études sur l'État de Droit en Afrique (CREEDA)

Roger Mukendi
Réseau Nationale des ONGs pour le Développement de la Femme (RENADEF)

Thérèse Mambu Nyangi
Ecole de Santé Publique de Kinshasa

Anonymous Contributors

Congo, Rep.

Alide Bouangui
Barreau de Pointe-Noire

Blanchard Ngouala
Association Juristes Sans Frontières

Christian Loubassou
Action des chrétiens pour l'abolition de la torture Congo (ACAT CONGO)

Dunia Prince Zongwe
Alliance University

Jean Pierre Mahoungou
Réseau National des Associations des Positifs du Congo

Nelson Kodom Ampieh Ndong

Thierry Mamimoue

Anonymous Contributors

Costa Rica

Álex Solís Fallas
Universidad de Costa Rica

Alfredo Chirino Sánchez
Universidad de Costa Rica

Arnoldo André Tinoco
Lexincorp

Benjamín Gutiérrez Contreras
BG&A Abogados Corporativos

Carmen Zúñiga Quesada
GLC Abogados

Diego González Fernández
Universitat Pompeu Fabra

Ewald Acuña Blanco
Bufete Acuña & Asociados

Federico Morales Chaves
Central Law

Felipe Volio Soley
Busse Disputes

Gilberto Guerrero-Quintero
Universidad Católica Andrés Bello

J. Federico Campos Calderón
LexPenal Abogados Penalistas

Juan Ignacio Gallegos
Zurcher Odio & Raven

Kendall Ruiz Jiménez
Aselecom Abogados

Luis Ángel Sánchez Montero
Facio & Cañas

Luis Gonzalez Aguilar
Universidad de Costa Rica

Marco Durante Calvo
BDS Asesores Jurídicos

Marvin Carvajal Pérez
Alta Batalla

Randall Madrigal Madrigal
Colegio de Farmacéuticos de Costa Rica

Rubén Hernández Valle
Universidad de Costa Rica

Sergio Amador
Alta Batalla

Sylvia María Bejarano Ramírez
Central Law

Anonymous Contributors

Côte d'Ivoire

Aïssata Geneviève Diallo-Sissoko
Réseau Paix et Sécurité pour les Femmes de l'Espace (CEDEAO)

Alexandre Bairo
Cabinet d'Avocats KSK

Arsène K. Dable

Bi Manh Yoli
Université Alassane Ouattara de Bouaké

Carine Kouadio
Université Félix Houphouët Boigny d'Abidjan

Daugbley Guy Roland Kragbe
Institut Pasteur de Côte d'Ivoire

Junior Franck Wilfried Tigby
Ivoire-Juriste

Kignaman Soro
KS & Associés

Mathias Fotienworo Coulibaly

Paterne Mambo
Université Félix Houphouët Boigny d'Abidjan

Patrice K. Kouassi

Souleymane Sakho
SCPA Sakho-Yapobi-Fofana & Associés

Stéphane Boli
Cabinet d'Avocats KSK

Anonymous Contributors

Croatia

Alan Bosnar
University of Rijeka

Alan Soric
Soric & Tomekovic Dunda Attorneys

Anita Krizmanic
Mačević & Partners Ltd.

Ante Novokmet
Josip Juraj Strossmayer University of Osijek

Arsen Bačić
Croatian Academy of Science and Arts; University of Split

Boris Kozjak
Boris Kozjak Law Firm

Božidar Feldman
Law Firm Matić, Feldman & Herman

Darko Jurišić
General Hospital "Dr. J. Benčević"

Floriana Bulic-Jakus
University of Zagreb

Ivan Ivković
Šavorić & Partners

Ivana Manovelo
Mačević & Partners Ltd.

Ivo Grga

Ksenija Turković
University of Zagreb

Lucija Sokanović
University of Split

Mario Krka
Divjak, Topic, Bahtijarevic & Krka

Marko Borsky
Odvjetnički ured Marko Borsky

Marko Lovrić

Martina Kolar

Petar Bačić
University of Split

Zlatko Mateša
Law Firm Mateša & Kapitan

Anonymous Contributors

Cyprus

Angelos Paphitis
A. G. Paphitis & Co. LLC

Christophoros Christophi
Christophi & Associates LLC

Christos Mitsides
Chr. P. Mitsides & Co. LLC

Demetris Antoniadis, George G. Loizou, and Yiolanti Maou
Antis Triantafyllides & Sons LLC

Dimitrios Ntourakis
European University Cyprus

Lora Stylianou
LC Law Stylianou & Associates LLC

Michael Kyriakides
Harris Kyriakides

Neophytos G. Charalambides
George Charalambides & Co. LLC

Photos Tsangarides
PHC Tsangarides LLC

Anonymous Contributors

Czech Republic

Arkady Alexandrov

Daniel Bartoň

Jan Hurdík
Masaryk University

Jan Poláček
Poláček, Tryznová & Prudlová

Jitka Kadlcikova
NK Law Group

Lukáš Prudil
AK PRUDIL a spol., s.r.o.

Michal Hanko
Bubník, Myslíl & Partners

Michal Koscik
Masaryk University

Michal Peškar
Randl Partners

Petr Kotáb
Dentons

Radek Matouš
Eversheds Sutherland

Štěpán Holub
Holubová Advokáti s.r.o.

Tomas Cihula
Kinstellar

Tomas Matejovsky
CMS

Vojtech Steininger
Hartmanova & Steininger

Anonymous Contributors

Denmark

Anders Stig Vestergaard
Lawfirm - Advokaterne Sankt Knuds Torv

Anette Schulz
Schools for Health in Europe Network Foundation

Anna Murphy
Myrphy's lov

Christian Bay Nielsen
STORM Advokatfirma

Christian Bentz
Lind Advokataktieselskab

Claus Johansen
Advokaterne Sankt Knuds Torv P/S

Henrik Bonné
DENLAW

Jacob Schall Holberg
Bech-Bruun Advokatpartnerselskab

Jakob S. Johnsen
HjulmandKaptain

Jens Rye-Andersen
Eurojuris Denmark

Kim Trensow
Kromann Reumert

Marianne Granhøj
Kromann Reumert

Nikolaj Juhl Hansen
Magnusson

Paul Krüger Andersen
Århus University

Per Andersen
Århus University

Poul Hvilsted
Horten Law Firm

Signe Smith Jervelund
University of Copenhagen

Sten Schaumburg-Müller
University of Southern Denmark

Tom Stener Froberg
Magnusson

Anonymous Contributors

Dominica

K. London
Office of Director of Public Prosecutions

Anonymous Contributors

Dominican Republic

Alfredo Lachapel
Lachapel Toribio - Abogados

Arismendi Díaz Santana
Fundación Seguridad Social Para Todos (FSSPT)

Carlos J. Peña L.

Demian Arturo Herrera Morban
Hospital Pediátrico Dr. Hugo Mendoza

Elisabetta Pedersini
Aaron Suero & Pedersini

Giselle Scanlon
Instituto Nacional de la Salud (INSALUD)

Iván A. Cunillera Albuquerque
William I. Cunillera & Asociados

Jefrey Lizardo
Sistema Único de Beneficiarios (SIUBEN)

Josvane Japa Rodríguez
Federación Latinoamericana de Ciencias Sociales (FLACSO RD)

Juan Carlos Ortiz Abreu
Consultores O & C, SRL

Luis Eduardo Jiménez
Jiménez Peña

Luis Julio Jiménez
Jiménez Peña

Magdalena Rathe
Fundación Plenitud

Manuel Colomé-Hidalgo
Hospital Pediátrico Dr. Hugo Mendoza

Mary Fernández Rodríguez
Headrick Rizik Alvarez & Fernández

Miguel Angel Duran
Asociación Dominicana de Abogados Laboralistas, Inc.

Nassim Diaz
Abt Associates

Roberto Medina Reyes
Jorge Prats Abogados & Consultores

Rodolfo Mesa
Mesa Abogados

Smerly Rodriguez Jimenez

Stalin Ciprián
Ciprián Arriaga & Asocs.

Virgilio A. Mendez Amaro
Mendez & Asociados

Yorlin Melina Suarez Piña
Hospital Pediátrico Dr. Hugo Mendoza; Universidad Autónoma de Santo Domingo

Anonymous Contributors

Ecuador

Alfredo G. Brito
Brito & Pinto Attorneys at Law

Ana Belén Posso
Ontaneda & Posso Abogados

Carlos Carrasco Yépez
Meythaler & Zambrano Abogados

Carlos Páez Fuentes
Catedrático Universitario

Claudia Storini
Universidad Andina Simón Bolívar

David Albarran Pacheco
AC Abogados Consultores

Farith Simon
Universidad San Francisco de Quito

Felipe Rodríguez Moreno
Rodríguez & León

Gustavo Xavier Ortega Trujillo
Ortega Abogados & Asociados

James Pilco Luzuriaga
Universidad del Azuay

Juan Andrés Naranjo M.
Estudio Jurídico Naranjo Martínez & Subia

Maria Jose Alarcon
Universidad de los Hemisferios

María José Luna Lara
Universidad de los Hemisferios

Mario I. Armendáriz Y.
Armendáriz & Andino Abogados

Miguel Ángel Gavilánez Guerrero
Universidad Estatal de Bolívar

Mónica Feijóo Rivadeneira
Rivas Feijóo & Asociados Law Firm

Santiago Solines Moreno
Solines & Asociados Abogados

Sempertegui Abogados

Anonymous Contributors

Egypt, Arab Rep.

Ahmed Elbasyouny
Center for Constitutional Democracy, Indiana University Bloomington

Amr Ibrahim Hafez
Nibras Advocates and Legal Consultants

Azza Mehanna
Alexandria University

Hassan Abu Al-Enein
Hassan Abu Al-Enein Advocates and Office for Legal Consultations

Ibrahim Kharboush
Alexandria University

Khaled El Shalakany
Shalakany Law Office

Sabry Omar Abdel Rahman
Egyptian Law Partners

Shady Abdellatif Abdelrahman
International Justice Center

Anonymous Contributors

El Salvador

Adán Araujo
Arias Law

Benjamin Valdez Iraheta

Christian Bara Cousin
Bara Legal Corporation

Daniel Joya
Salvadoran Alliance for Democracy

David Claros
García & Bodán

Felix Canizales
Arias Law

Feridee Alabí
Romero Pineda & Asociados

Francisco Murillo
Central Law

José Raúl Guerrero Jiménez
Legalis | El Salvador

Luis Alonso Navarrete Soto
LANS Despacho de Abogados

Piero Rusconi
Central Law

Anonymous Contributors

Estonia

Andres Vutt
University of Tartu

Carri Ginter
Sorainen; University of Tartu

Ga Gabriel Tavits
University of Tartu

Ilmar-Erik Aavakivi
LEADELL Pivl Advokaadibüroo

Jaak Siim
Cuesta Law Office

Jaanus Mägi
Magnusson

Madis Kiisa
K&S Legal

Merle Erikson
University of Tartu

Mikk Jürisson
University of Tartu

Mirjam Frey
Advokaadibüroo Lion Law

Tanel Kerikmäe
TalTech Law School

Tauno Tark
Law Office TARK

Anonymous Contributors

Ethiopia

Abiyou Girma Tamrat
Abiyou Girma Law Office

Adam Denekew Mekonnen
Bahir Dar University

Alebachew Birhanu
Bahir Dar University

Balewugieze Zemene Beza
University of Gondar

Cherinet Hordofa
Cherinet and Simeneh Law Office

Debebe Hailegebriel
Debebe Hailegebriel Law Office (DHLO)

Dessalegn Tigabu Haile
Bahir Dar University

Gebrehiwot H. Abera
KU Leuven

Gebreyesus Abegaz Yimer
Mekelle University

Girma Kassa Kumsa
Arsi University

Guadie S. Wondimagegn

Habtamu Siraj
Habtamu and Associates Law Office

Haymanot Belay
Mesfin Tafesse and Associates

Hiruy Wubie Gebreegziabher
Monash University

Mehari Redae
Addis Ababa University

Mesfin Tafesse
Mesfin Tafesse and Associates

Mohammed Doude Alkadir
Bahir Dar University

Muhammed Hillo
Arsi University

Mulugeta Belay Law Office

Natnael Asrat
Mesfin Tafesse and Associates

Rahel Alemayehu

Temesgen Sisay Beyene
Bahir Dar University

Tewodros Demamu
Debre Markos University

Wubshet Kassaw Hussen

Yibekal Tadesse Abate
Bahir Dar University

Anonymous Contributors

Finland

Ari Miettinen
Fimlab Laboratories Ltd.

Janne Salminen
University of Turku

Jukka Paloheimo
Roschier Attorneys Ltd.

Jukka Peltonen
Foundation of the Finnish Bar Association

Jyri Paasonen
University of Vaasa

Kimmo Nuotio
University of Helsinki

Lauri Railas
Railas Attorneys Ltd.

Markku Fredman
Law Office Fredman & Mansson

Matti Ilmari Niemi
University of Eastern Finland

Matti Tolvanen
University of Eastern Finland

Mika J. Lehtimäki
Attorneys-at-Law TRUST

Mika Launiala
University of Eastern Finland

Patrick Lindgren
Advocare Law Office

Raimo Lahti
University of Helsinki

Sakari Suominen
University of Turku

Sanna-Maria Bertell
Hewlett Packard Enterprise

Tatu Hyttinen
University of Turku

Tommi Koivistoinen
Asianajotoimisto Tuutti Oy

Valtteri Laukkanen
University of Eastern Finland

Anonymous Contributors

France

Arnaud Raynaud
*Université Paris-Dauphine
PSL*

Bruno de Goer
Centre Hospitalier

Carlos M. Herrera
CY Cergy Paris Université

Christophe Chabrot
Université Lyon 2

Diego Romero
Latham & Watkins

Elisabeth Grabli
Barreau de Paris

François Cantier
*Avocats Sans Frontières
France; Ecole des Droits
Humains et de la Terre*

Gauthier Chassang
*Inserm CERPOP, UMR1295
- Université Paul Sabatier
Toulouse 3*

Marie Léa Boukoulou

**Marie-Christine
Cimadevilla**
Cimadevilla Avocats

Nassera Doutour
*Collectif des familles de
disparus en Algérie*

Patrice Le Maigat
Université de Rennes 1

Philippe Portier

Sébastien Ducamp
Sesame Avocats AARPI

Véronique Tuffal-Nerson
SCP TNDA

Vincent Asselineau
*L'Association des Avocats
Pénalistes Européens (ECBA)*

Anonymous Contributors

Gabon

Anges Kevin Nzigou
Kalmie Avocats Associés

Berenger Nze
Cabinet NB-Legal

Davys Nguome Voule

Elise Couprie
*Cabinet d'Avocats Elise
Couprie*

Elza-Ritchuelle Boukandou

Francois Meyer M'efe Nkye
Barreau du Gabon

Pie Makanga Missamou

Radega Christel
Cabinet Radega

Ruphin Nkoulou-Ondo
Cabinet Nkoulou-Ondo

Solange Yenou
La Voix Des Oubliés

Thierry Moundougalt
*Cabinet Mfoumbi &
Moundougalt*

Yvette Ngwèvilo Rékangalt
*Institut International de
Mediation d'Arbitrage et de
Conciliation*

Anonymous Contributors

The Gambia

Gaye Sowe
*Institute for Human Rights
and Development in Africa*

Junkung Jobarteh
Mansafing Law Practice

Madi Jobarteh
*Westminster Foundation for
Democracy*

Malick F. M'bai
Fajara Chambers

Mariatou J. Newlands
Amie Bensouda & Co.

Mustapha Bittaye
Ministry of Health

Anonymous Contributors

Georgia

Ana Rekhviashvili
BLB

Anna Arganashvili
*Partnership for Human
Rights*

George Gotsadze
*Curatio International
Foundation*

Giorgi Chkheidze
EWMI

Giorgi Kikiani
LPA Law Firm

Grigol Gagnidze
*Georgian Lawyers
Observatory*

Guram Imnadze
Social Justice Center

Lasha Gogiberidze
BGI Legal

Nata Kazakhashvili
*Iv. Javakhashvili Tbilisi State
University*

Nona Kurdovanidze
GYLA

Otar Gerzmava
Grigol Robakidze University

Tamara Tevdoradze
BGI Legal

Tamta Nutsubidze
Begiashvili & Co.

Zurab Chkheidze
Begiashvili & Co.

Zurab Mukhuradze
Bakertilly Georgia, LLC

Anonymous Contributors

Germany

Alexander Putz
Putz und Partner

Anna Lindenberg

Axel Nagler
*Nagler Rothfahl Haberkern
Rechtsanwälte*

Carsten Momsen
Freie Universität Berlin

Christian Wolff
Schock Rechtsanwälte GdbR

Christof Kerwer
University of Würzburg

Christoph Gerhard
Heuking Kühn Lüer Wojtek

Christoph Hexel
Heuking Kühn Lüer Wojtek

Dirk Vielhuber

Gerhard Wegen
Gleiss Lutz

Gernot Warmuth
Plaßmann Unkrich RAe

Gregor Dornbusch
Baker McKenzie

Henning Rosenau
*Martin Luther Universität
Halle-Wittenberg*

Hermann Bietz
Bietz Arbitration

Hermann Pünder
Bucerius Law School

Ingo Klaus Wamser
Rechtsanwalt Wamser

Jan Sommerfeld
Institut für Ostrecht

Jessica Jacobi
KLIEMT.Arbeitsrecht

Julian Gebauer
Morrison & Foerster

**Kerstin Niethammer-
Jürgens**
*Jürgens Rechtsanwalts-
gesellschaft mbH*

Marc Seifert
Hewlett Packard Enterprise

Martin Herrnkind
*Fachhochschule für Ver-
waltung und Dienstleistung
(FHVD)*

Martin Reufels
Heuking Kühn Lüer Wojtek

Martin Sträßer
Sträßer Rehm Barfield

Oliver Bolthausen
DWF

Oliver Frank Schellbach
Schellbach Rechtsanwälte

Oliver Thamerus

Othmar K. Traber
Ahlers & Vogel Rechtsanwälte

Rainer M. Hofmann
Kanzlei im Hofhaus

Roberto Kunz-Hallstein

Roland Gross
gross::rechtsanwaelte

Sebastian Reinsch
Janke & Reinsch Rechtsanwälte

Stefan Huster
Ruhr-Universität Bochum

Stephan Sander
*Sander Terhedebrügge
Treuhand*

Thilo Mahnhold
JUSTEM

Thomas Feltes
Ruhr-Universität Bochum

Thomas Jürgens
*Jürgens Rechtsanwalts-
gesellschaft mbH*

Volker von Moers
Lawyers von Moers

Wolf Stahl
*ADA Cosmetics International
GmbH*

Anonymous Contributors

Anonymous Contributors

Ghana

Azanne Kofi Akainyah
A & A Law Consult

Clement Kojo Akapame
*Ghana Institute of
Management and Public
Administration*

Enock Jengre
Legal Resources Centre, Accra

Ernest Yaw Ako
University of Cape Coast

Francis Ontoyin
*University of British
Columbia*

Frank Owusu-Sekyere
Korle Bu Teaching Hospital

Gaspar Lyle Nii-Aponsah
Lex Premier Associates

Isaac Aburam Lartey
Sam Okudzeto & Associates

Kofi Bentil <i>Lex Praxis Inc.</i>	Melina Avagianou <i>Klimaka NGO</i>	Edson Lopez <i>ECIJA Integrum</i>	Adama Kourouma	Lucien Albert <i>University of Montreal</i>
Nii Nortey Hanson-Nortey <i>Hilly Consult Inc.</i>	Nicos C. Alivizatos <i>University of Athens</i>	Emanuel Callejas <i>Carrillo & Asociados</i>	Aimé C. Kone	Michel Succar <i>Cabinet Lissade-Succar</i>
Pamela Serena Nantogmah	Nigel Bowen-Morris <i>Stephenson Harwood</i>	Fredy A. Quinteros	Ali B. Bangoura	Salim Succar <i>Cabinet Lissade-Succar</i>
Solomon Faakye <i>University of Cape Coast</i>	Nikolaos Kondylis <i>N. M. Kondylis & Partners Law Office</i>	Fredy Abed Alabi <i>Francisco Marroquin University</i>	Alpha Kourmoura	Anonymous Contributors
Tata Kosi Foliba <i>Fugar & Company</i>	Panagiotis Gioulakos <i>E-nomos</i>	Gabriel Cabrera Menocal <i>Carrillo & Asociados</i>	Amadou Babahein Camara	Honduras
Vanboven Swanzy-Essien <i>University of Cape Coast</i>	Stelios Andreadakis <i>Brunel University London</i>	Harvey Álvarez <i>HP Abogados</i>	Demba Samoura <i>ICN-GUINEE/RENALP</i>	Alejandro Kaffati <i>Consejo Hondureño de la Empresa Privada (COHEP)</i>
Anonymous Contributors	Vasileios Tetokas <i>VTP Law Office</i>	Jesse García <i>Grupo Interamericana S.A</i>	Kadiatou Soumah <i>Ministry for the Promotion of Women, Children and Vulnerable Persons</i>	César Antonio Espinal <i>Consejo Nacional Anticorrupción (CNA)</i>
Greece	Virginia Theodoropoulou	Jorge Mario Andriano Grotewold	Mamadou S. Dioum <i>Plan International</i>	Claudia Marcela Midence Soto <i>Arias Law</i>
Alexios Athanassopoulos <i>AA LAW FIRM</i>	Yota Kremmida <i>Hewlett Packard Enterprise</i>	José M. Argueta	Oumar Baldé	David Israel Díaz Hernández <i>DAB Law</i>
Alexis Anagnostakis <i>Anagnostakis Law Offices</i>	Anonymous Contributors	Juan Andrés Marroquín <i>Carrillo & Asociados</i>	Philippe Loua <i>Les Mêmes Droits pour Tous (MDT)</i>	Dennis Emilio Hércules Rosa <i>CHR</i>
Anthony Mavrides <i>Ballas, Pelecanos & Associates</i>	Grenada	Juan José Porras <i>GR Legal</i>	Thiam Macky	Emy Carolina Castellón <i>Hombro a Hombro</i>
Athina Christofilopoulou <i>E-nomos</i>	A. Anande Trotman-Joseph <i>Law Office of Joseph & Joseph</i>	Juan P. Gramajo Castro <i>Mayora & Mayora, S.C.</i>	Anonymous Contributors	Evangelina Lardizábal <i>Arias Law</i>
Athina Moraiti <i>Panteion University</i>	Chevanev Charles <i>Temple Stoke</i>	Leopoldo Zeissig <i>Carrillo & Asociados</i>	Adrian Smith <i>Toussaint Law Firm</i>	Henry Salinas
Charalampos Stamelos <i>Athens Bar Association; European University Cyprus</i>	Karen M. Samuel <i>Samuel Phillip & Associates</i>	Mario Roberto Guadrón Rouanet <i>GR Legal</i>	Chandrawattie Persaud <i>IBIS Law Chambers</i>	Jessica Marleni Kennerley <i>Bufete "Palma y Asociados"</i>
Dimitris Emvalomenos <i>Bahas, Gramatidis & Partners</i>	Rosana John <i>Dentons Delany</i>	Marvin Javier Dávila Villegas	Eva Rawana Scott	Johana Bermudez Lacayo <i>University of Honduras</i>
Dionysis Balourdos <i>National Centre for Social Research</i>	Sheriece A. R. Noel <i>Afi Ventour & Co.</i>	Oscar A. Rivas Villanueva <i>GR Legal</i>	Madan Rambaran	Jorge A. Funes <i>Universidad Nacional Autónoma de Honduras</i>
Effimia Tsagkalidou <i>Effimia Tsagkalidou and Partners Law Firm</i>	Tanya K. Lambert	Oscar Adolfo Morales Montufar <i>Morales Montufar & Asociados</i>	Mirza Sahadat <i>Sahadat Law Office</i>	Jorge Arturo Reina Interiano <i>ECIJA Honduras</i>
George Sintoris	Anonymous Contributors	Pedro Mendoza Montano	Natalia Seepersaud	Jose Miguel Alvarez <i>BLP Legal</i>
Ilias Anagnostopoulos <i>I. G. Anagnostopoulos Law Firm</i>	Guatemala	Raúl Bolaños	Sheik Amir <i>Georgetown Public Hospital Corporation</i>	Juan José Alcerro Milla <i>Aguilar Castillo Love</i>
Konstantinos Valmas- Vloutis <i>K. Valmas-Vloutis & Associates Law Office</i>	Alvaro R. Cordon <i>Cordon, Ovalle & Asociados</i>	Saúl González Cabrera <i>Universidad de San Carlos</i>	Stephen Roberts <i>Hughes, Fields & Stoby</i>	Lisandro Valle Pérez <i>Hospital DIME</i>
Kostoula Mazaraki <i>Nomos Law Firm</i>	Andrés Dubón Ruiz <i>Comte & Font - LEGALSA</i>	Vilma Chavez de Pop <i>IBFAN Guatemala</i>	Anonymous Contributors	Luis Munguía López <i>Veritas Law Honduras</i>
Marios Bahas <i>Bahas, Gramatidis & Partners</i>	Angélica Lucía Aguilar Gutiérrez	Anonymous Contributors	Haiti	
	Astrid J. Lemus Rodríguez <i>Universidad de San Carlos</i>	Guinea	Anderson Gazenord <i>Themis Cabinet d'Avocats</i>	
	David Ernesto Chacón Estrada <i>Universidad de San Carlos</i>	Aboubacar Koné <i>Centre communautaire des population clés</i>	Genel Pierre <i>Cabinet Rigaud DuPlan</i>	
			Jean Guy Honore <i>Charess</i>	
			Jean Vandal <i>Cabinet Vandal & Vandal</i>	

Manuel Sierra
*Universidad Tecnológica
Centroamericana*

Mario Noe Villafranca
Honduras Medical Center

Rafael G. Chicas
BLP Legal

Regine Kafie
*Universidad Tecnológica
Centroamericana (UNITEC)*

Rodolfo Dumas Castillo
Dumas Lex

**Roger Edgardo Urquia
Machado**
Bufete Urquia Rodriguez

**Roy Fernando Millares
Zavala**
*Banco Centroamericano
de Integración Económica
(CABEI)*

Valerya Theodoracopoulos
Arias Law

Walter Leonel Ramírez
Lexfirma-Honduras

Anonymous Contributors

Hong Kong SAR, China

Ambrose Lam San Keung
Grandall Zimmern Law Firm

Azan Marwah
*Hong Kong Committee on
Children's Rights*

Ella Cheong
ELLALAN

Lawrence Ma
Foundation Chambers

Lok Sang Ho
Lingnan University

Olga Boltenko
University of Hong Kong

Phillip Dykes
Bernacchi Chambers

Rick Glofcheski
University of Hong Kong

Anonymous Contributors

Hungary

Ákos Bajorfi
Noerr & Partners Law Office

Alexandra Bognár

András Jakab
University of Salzburg

András Kádár
*Hungarian Helsinki
Committee*

Andras L. Pap
*Centre for Social Sciences,
Institute for Legal Studies;
Eötvös University; Ludovika
University*

Baruch Gábor
Baruch Law Office

Emese Szilágyi
*Centre for Social Sciences,
Institute for Legal Studies*

Péter Köves

Petra Bárd
*Central European University
Democracy Institute*

Viktor Oliver Lorincz
*Centre for Social Sciences,
Institute for Legal Studies*

Zsolt Zengődi

Anonymous Contributors

India

Amarjit Singh Chandhiok

Amit Prakash
Jawaharlal Nehru University

Amrita Patnaik
AZB & Partners

Anil Fernandes
Anil Fernandes & Associates

Anshul Prakash
Khaitan & Co.

Anupamaa Venugopal
AVRC Legal

Anuvinda Varkey

Arush Khanna
Numen Law Offices

Ashok Ramgir
Harsh Impex

Damodhar Padmanabha
DXC Technology

Daya Krishan Mangal
IIMHR University

Harsh Ramgir
Harsh Impex

Kaviraj Singh
*Indian National Bar
Association*

Lalit Bhasin
Bhasin & Co. Advocates

Lira G.
Associated Law Advisers

Milanka Chaudhury
Link Legal

Nitin Potdar
J.Sagar Associates

Pooja Ramchandani
*Shardul Amarchand
Mangaldas*

Puneet Misra
*All India Institute of Medical
Sciences, Center for
Community Medicine*

Rabindra Jhunjhunwala
Khaitan & Co.

Ruchi Sinha
*Tata Institute of Social
Sciences (TISS)*

Sheahan Verghese
Tree of Life Associates

Vinakshi Kadan Singh
*Indian National Bar
Association*

Vipender Mann
KNM & Partners Law Offices

Yashomati Ghosh
*National Law School of India
University*

Anonymous Contributors

Indonesia

Arih Diyaning Intiasari
*Jenderal Soedirman
University*

Dobik Setiawn
Universitas Islam Indonesia

Erwin Natosmal Oemar
Ikatan Advokat Indonesia

Felicia Tania
Legisperitus Lawyers

Feri Amsari
*Center for Constitution
Studies at Andalas University;
Themis Law Firm*

**Giovanni Mofsol
Muhammad**
Dentons HPRP

Hanifa Denny
Diponegoro University

Harun Wailan Ngantung
Assegaf Hamzah & Partners

Ibnu Syamsu Hidayat
Themis Law Firm

Immanuel A. Indrawan
Indrawan Darsyah Santoso

Jamin Ginting
JAT & Co. Law Firm

Kholis Abdurachim Audah
Swiss German University

Laode M. Syariff
*Partnership for Governance
Reform (KEMITRAAN)*

Luhut M. Pangaribuan
Peradi

M. Insan Pratama
Assegaf Hamzah & Partners

**Muhammad Fatahillah
Akbar**
Universitas Gadjah Mada

Ningrum Natasya Sirait
Universitas Sumatera Utara

Noverizky Tri Putra

Rahayu N. Hoed
Makarim & Taira S.

Sianti Candra
Podomoro University

Sulistyaningsih
*Universitas Aisyiyah
Yogyakarta*

Susilo Andi Darma
Universitas Gadjah Mada

Tristam Pascal Moeliono
*Universitas Katolik
Parahyangan*

Violla Reininda Wirabrata
KoDe Inisiatif

Anonymous Contributors

Iran, Islamic Rep.

Ahmad Daryani
*Mazandaran University of
Medical Sciences*

**Hamid Reza Bakhshi
Moakher**
Bakhshi Law Firm

Mehran Tamadonfar
University of Nevada

Shirin O. Entezari
*Entezari & Associates Law
Firm*

Anonymous Contributors

Ireland

Bill Holohan
Holohan Lane LLP

Caroline Fennell
*Independent Anti-Racism
Committee; Irish Human
Rights and Equality
Commission (IHREC);
University College Cork*

Colm McDonald
University Hospital Galway

Deirdre Madden
University College Cork

Eileen McCabe
Eileen McCabe Solicitors

Gearoid C. Geraghty
Gearoid Geraghty & Co.

Ian O'Donnell
University College Dublin

Michael Staines
Michael J. Staines Solicitors

Ronan Geary
RDJ LLP Solicitors

Rónán Kennedy
*National University of Ireland
Galway*

Anonymous Contributors

Italy

Alessia Ottavia Cozzi
University of Udine

Anna Simonati
University of Trento

Antonella Antonucci
*Università degli Studi di Bari
Aldo Moro*

Carlo Casonato <i>University of Trento</i>	Roberto Ceccon <i>ACLAW</i>	Anonymous Contributors	Hisham Ababneh <i>Ababneh Law and Arbitration S.P.</i>	Nazym Argyrbay <i>SIGNUM Law Firm</i>
Davide Cacchioli <i>Pedersoli Studio Legale</i>	Stefano Delsignore <i>Università di Parma</i>	Japan	Israa Al-Rawashdeh <i>Mu'tah University</i>	Rima Dzhansarayeva <i>Al-Farabi Kazakh National University</i>
Emanuele Cortesi	Stefano Silvestri <i>Biolato Longo Ridola & Mori</i>	Akifumi Mochizuki <i>Atsumitoshiyuki Law Office</i>	Laith Nasrawin <i>University of Jordan</i>	Sergei Vataev <i>Almaty City Bar Association</i>
Emanuele Scafato <i>Società Italiana di Alcologia</i>	Vittorio Fanchiotti <i>University of Genoa</i>	Akira Fujimoto <i>Nagoya University</i>	Michael T. Dabit <i>Michael T. Dabit & Associates</i>	Vladislav Nadtochyy
Francesco De Angelis	Anonymous Contributors	Hiroshi Matsuo <i>Keio University Law School</i>	Omar Qouteshat <i>Sultan Al-Abdulla & Partners</i>	Yelena V. Nesterova <i>Caspian University</i>
Francesco Maria Avato <i>Università di Ferrara</i>	Jamaica	Junko Ogushi <i>Atsumi & Sakai</i>	Osamah Alnaimat <i>Philadelphia University</i>	Yerjanov Timur <i>Almaty City Bar Association</i>
Gian Luigi Gatta <i>Università degli Studi di Milano</i>	Anthony Clayton <i>University of the West Indies</i>	Kosuke Oie <i>Hiroo Park Law Firm</i>	Ridha Mahmoud Nasair <i>Law Gate Attorneys & Legal Counselors</i>	Yerzhan Yessimkhanov <i>GRATA International</i>
Gianfrano Di Garbo <i>Interconsulting Studio Assocaito</i>	Audrey Brown	Manabu Wagatsuma <i>Tokyo Metropolitan University</i>	Safaa Alswelmieen <i>Yarmouk University</i>	Yevgeniy Zhovtis <i>Kazakhstan International Bureau for Human Rights and Rule of Law</i>
Gianmaria F. Ajani <i>University of Torino</i>	Carla-Anne Harris-Roper <i>Employment Matters Caribbean</i>	Mayumi Ikeuchi <i>Tokai University</i>	Zaha T. Najdawi <i>A&T Najdawi Law</i>	Anonymous Contributors
Giovanni Nardulli <i>Legance - Avvocati Associati</i>	Carolyn Angeline Wright	Shigeki Kimura <i>Stimulus INC</i>	Zaid Muhmoud Al-Aqaileh <i>Mu'tah University</i>	Kenya
Guiseppe Scassellati Sforzolini	Christopher D. R. Bovell <i>DunnCox</i>	Shimamura Yosuke <i>Shimamura Law Office</i>	Anonymous Contributors	Abbas Esmail <i>Anjarwalla & Khanna</i>
Guiseppe Lorenzo Rosa	Donovan Jackson <i>Nunes Scholefield DeLeon & Co.</i>	Shugo Hotta <i>Tokyo Metropolitan University</i>	Kazakhstan	Beryl Orai <i>Kenya National Commission on Human Rights</i>
Ilaria Bottigliero <i>International Development Law Organization</i>	Dwight Williams <i>Ministry of National Security</i>	Takashi Maruta <i>Sannomiya Law Office</i>	Aitambaeva Nadira Nurbekovna <i>Kazakhstan Medical University</i>	Daniel M. Yumbya
Laura Pavese <i>Hewlett Packard Enterprise</i>	Emile G. R. Laiba <i>DunnCox</i>	Toshiaki Higashi <i>Nishii hon Occupational Health Service Center</i>	Anel Alzhanova <i>SIGNUM Law Firm</i>	Dennis Chiruba <i>ALN Kenya Anjarwalla & Khanna Advocates</i>
Lorenzo Zoppoli <i>Università di Napoli Federico II</i>	Jodi Ann Paulwell	Yohei Suda <i>The Law Office of Yohei Suda</i>	Arlan Yerzhanov <i>PricewaterhouseCoopers Tax & Advisory LLP</i>	Dennis Mung'atta <i>Gichimu Mung'ata & Company Advocates</i>
Luigi Mori <i>Biolato Longo Ridola & Mori</i>	Laura D. Richards <i>University of the West Indies</i>	Yuki Mukaeda <i>LTE Law Offices</i>	Artem Timoshenko <i>Unicase Law Firm</i>	Elly Nyaim Opot <i>University of Nairobi</i>
Marco Esposito <i>Università Parthenope</i>	Lester Shields <i>University of the West Indies</i>	Anonymous Contributors	Kalykov Arman <i>TOO "LEGALMAN"</i>	Faith M. Macharia <i>Anjarwalla & Khanna</i>
Mariano Cingolani <i>Università di Macerata</i>	Lloyd Barnett	Jordan	Kirill Greshnikov <i>Aequitas Law Firm</i>	Faith Wamjiku Gititu
Patrizia Magarò <i>University of Genoa</i>	Michael Hylton <i>Hylton Powell</i>	Abdullellah Al-Nawayseh <i>Mu'tah University</i>	Kopzhan Musrepov <i>Colt & Mosle LLP</i>	Fred Ondieki Mogotu <i>Fred and Isaac Advocates LLP (FredLaw)</i>
Pierpaolo Martucci <i>University of Trieste</i>	Nadine C. Atkinson-Flowers <i>Law Offices of Nadine C. Atkinson-Flowers</i>	Eman Al Dabbas <i>IBLAW</i>	Kuben Abzhanov <i>Baker McKenzie</i>	Hiram Nyaburi <i>Confederation of Micro and Small Enterprise Organisations</i>
Pietrantonio Ricci <i>Magna Graecia University of Catanzaro</i>	Peter Figueroa <i>University of the West Indies</i>	Farah Al-Majali <i>International Consolidated for Legal Consultations (ICLC)</i>	Maxim Telemtayev <i>White & Case Kazakhstan LLP</i>	James Otieno Okeyo <i>Muthoga Gaturu & Company Advocates</i>
Pietro Faraguna <i>University of Trieste</i>	Roger Gibson <i>University of the West Indies</i>	George Hazboun <i>International Consolidated for Legal Consultations (ICLC)</i>	Mikhail Nadtochiy	
Roberto Caranta <i>University of Turin</i>	Sonia D. Gatchair <i>University of the West Indies</i>	Hisham A. Kassim <i>Levari Law</i>		
	Sylvia Mitchell <i>University of the West Indies</i>			
	Torna M. Samuels			

John Kihiu <i>Confederation of Micro and Small Enterprise Organisations</i>	Junsok Yang <i>The Catholic University of Korea</i>	Leonora Beka-Mehmeti <i>Kalo & Associates</i>	Eriks Kreslins <i>J. Karklins Law Office</i>	Jihan Khattar <i>Khattar Associates</i>
John Ndirangu <i>DLA Piper Africa Iseme Kamau & Maema Advocates</i>	Lee Duk Yeon <i>Yonsei University</i>	Luljeta Plakolli-Kasumi <i>University of Prishtina</i>	Ieva Andersone <i>Sorainen</i>	Mohamad Ziad Ramadan <i>Elaref International Law Office</i>
Kamau Karori <i>DLA Piper Africa Iseme Kamau & Maema Advocates</i>	M. J. Kim <i>Hewlett Packard Enterprise</i>	Mervete Shala <i>University for Business and Technology</i>	Inga Bite <i>ZAB "CersJurkāns"</i>	Nadim Abboud <i>Abboud and Associates</i>
Patrick Rugo <i>Muthoga Gaturu & Company Advocates</i>	Sang Hoon Han <i>Yonsei University</i>	Mytaher Haskuka <i>University of Prishtina</i>	Ints Skaldis <i>Ellex Klavins Law Firm</i>	Rany Sader <i>Sader & Associates</i>
Peter Wendoh	Sangbong Lee <i>Daeryook & Aju International Law Group LLC</i>	Nerxhivane Dauti <i>University of Prishtina</i>	Irina Kostina <i>Ellex Klavins Law Firm</i>	Raymond Medlej
Remigeo P. Mugamb <i>Muthoga Gaturu & Company Advocates</i>	Anonymous Contributors	Osman Havolli <i>Havolli & Partners</i>	Iveta Ceple <i>Ellex Klavins Law Firm</i>	Rihab Imad Aboul Hosn
Ronald Rogo <i>University of Nairobi</i>	Kosovo	Sarande Beqiri <i>Havolli & Partners</i>	Juta Meimere <i>COBALT</i>	Roger El Khoury
Thomas Chokwe-Muinga <i>University of Nairobi</i>	Adrian Islami <i>Law Firm Adrian Islami</i>	Teuta Beka	Karlis Reihmanis <i>Reihmanis & Partners Law Firm</i>	Roula Zayat <i>The Arab Center for the Development of the Rule of Law and Integrity</i>
Thomas N. Maosa <i>Thomas Maosa & Co. Advocates</i>	Alban Krasniqi	Anonymous Contributors	Kristaps Loze <i>Loze & Partners</i>	Salah Mattar <i>Mattar Law Firm</i>
Wilfred Nderitu <i>Nderitu & Partners Advocates</i>	Arben Fetahu <i>Ascend Consulting LLC</i>	Kyrgyz Republic	Kristine Strada-Rozenberga <i>University of Latvia</i>	Sheryne Koteiche <i>Awada & Tyan Law Firm</i>
Anonymous Contributors	Arta Dauti <i>University of Mitrovica "Isa Boletini"</i>	Aikanysh Jeenbaeva	Liene Cakare <i>ZAB EY LAW</i>	Tala Jamaledine <i>Mena City Lawyers</i>
Korea, Rep.	Bahtir Ismajli	Alexander Orekhov	Maija Tipaine <i>COBALT</i>	Wassim Harb <i>The Arab Center for the Development of the Rule of Law and Integrity</i>
Bok Ki Hong <i>Yonsei University</i>	Besfort Rrecaj <i>University of Prishtina</i>	Andrey Lee <i>LEX Law Firm</i>	Oskars Jonans <i>ZAB Spilbridge SIA</i>	Yalda Sacre <i>Sader & Associates</i>
Changwoo Lee <i>Donghwa LLF</i>	Besim Tafa	Aslan Kulbaev	Uldis Ķinis <i>Riga Stradiņš University</i>	Anonymous Contributors
Dongjin Lee <i>Seoul National University</i>	Ehat Miftaraj <i>Kosovo Law Institute</i>	Azamat Kerimbaev <i>ABA Rule of Law Initiative</i>	Valija Ulmane <i>Turiba University</i>	Liberia
Geary Choe <i>Morrison & Foerster</i>	Enver Hasani <i>University of Prishtina</i>	Kanat Seidaliev <i>AXTON Law Firm</i>	Zane Markvarte <i>Markvarte / Lexchange Law Office</i>	Beyan G. Mulbah <i>Heritage Partners & Associates, Inc.</i>
Haksoo Ko <i>Seoul National University</i>	Fatmire Haliti <i>Kosova Rehabilitation Centre for Torture Victims (KRCT)</i>	Kyshtobaev Nurlan Zhumabekovich <i>GRATA International</i>	Anonymous Contributors	Cecil B. Griffiths <i>Criminal Justice Support Foundation for West Africa</i>
Hwang Lee <i>Korea University</i>	Fisnik Salihu <i>RPHS Law</i>	Nazar Checheibaev <i>Centil Law</i>	Abbas Skeine <i>Levant Law Practice</i>	Frederick L. M. Gbemie <i>Liberia National Bar Association</i>
Iksoo Jeon <i>Sojong Partners</i>	Florentina Grubi Vula	Sanzhar Aldashev <i>ONG Consulting</i>	Abdelaziz Jomuaa <i>Allied Legals Law Firm</i>	J. Awia Vankan <i>Heritage Partners & Associates, Inc.</i>
Jaeseop Song <i>Shin & Kim</i>	Gjyljeta Mushkolaj <i>University of Prishtina</i>	Tamirlan Muktarov <i>GRATA International</i>	Ali Ibrahim	Jallah A. Barbu <i>Institute for Constitutional Research, Policy and Strategic Development</i>
Jiyoun Choe <i>Open Net</i>	Hava Ismajli <i>University of Prishtina</i>	Anonymous Contributors	Antoine G. Ghafari	James C. R. Flomo <i>Century Law Office</i>
	Ibadete Xhafa-Kuçi <i>Kosovo Bar Association</i>	Latvia	Elias W. Chalhoub <i>ACRLY</i>	
	Kole Krasniqi <i>University of Peja</i>	Agnese Medne <i>Law Firm GLIMSTEDT</i>	Fadia Rizk <i>Hachem & Rizk Law Office</i>	
	Krenar Loshi	Aldis Lieljuksis <i>Riga Stradiņš University</i>		
		Andris Dimants <i>Skonto Plan Ltd</i>		

John Kamma <i>Citizens Bureau for Development and Productivity</i>	Vilius Maciulaitis <i>Mykolas Romeris University</i>	Jedidia Rakotomalala <i>Catholic University of Madagascar</i>	Justin Dzonzi <i>Kainja & Dzonzi Attorneys</i>	Famoussa Keita <i>Famoussa Keita Law Firm</i>
Kebeh S. Freeman-Saryon <i>Institute for Constitutional Research, Policy and Strategic Development</i>	Vytautas Zelianka <i>TGS Baltic</i>	Lala Ratsiharovala	Marshal Chilenga <i>TF and Partners</i>	Mamadou Sylla
Kumbee B. Sheriff <i>Citizens Bureau for Development and Productivity</i>	Anonymous Contributors	Marianne Pavot <i>Cabinet Maralex Legal</i>	Victor Chagunyuka Mhango <i>Centre for Human Rights Education, Advice and Assistance (CHREAA)</i>	Mamary Diarra <i>SCPA JFC Avocast</i>
Lucia Diana Sonii-Gbala <i>Heritage Partners & Associates, Inc.</i>	Luxembourg	Mialy Randriamifidimanana <i>Chambre Nationale des Notaires de Madagascar</i>	Anonymous Contributors	Seydou Doumbia <i>Avocats Sans Frontières</i>
Pindarous W. T. Allison <i>Independent National Commission on Human Rights (INCHR)</i>	Anouk Meis <i>Etude Pol Urbany & Trixi Lanners</i>	Ratsimba Tafita <i>Lexel Juridique & Fiscal</i>	Malaysia	Soungalo Ouarza Goita <i>Groupe Santé Solidarité</i>
Prince S. Conway <i>Garlawulo and Associates Law Offices</i>	Antoine Fortier Grethen <i>SJL Jimenez Lunz</i>	Saholiniaina Njivasoa Nathalie Rabeloson	Ashgar Ali Ali Mohamed <i>International Islamic University Malaysia</i>	Zakaria Keita <i>University Clinical Research Center</i>
Sagie F. Kamara <i>Heritage Partners & Associates, Inc.</i>	Benjamin Nerva <i>Koener & Mines</i>	Simonette Rakotondramanitra <i>Ordre des Avocats du Barreau de Madagascar</i>	Aspalle A. Rahman <i>University Utara Malaysia</i>	Anonymous Contributors
Windor Dorko Tarplah <i>Liblaw</i>	Cedric Schirrer <i>Schirrer Walster</i>	Tino H. Razafinimanana	Khadijah Mohamed <i>University Utara Malaysia</i>	Malta
Yafar V. Baikpeh <i>Heritage Partners & Associates, Inc.</i>	Denis Weinquin <i>Conférence du Jeune Barreau de Luxembourg</i>	Tsarazara (Njara) Andrianasoavina	Loh Qiao Wen <i>Zul Rafique & Partners</i>	Christine Calleja <i>Mamo TCV Advocates</i>
Anonymous Contributors	Emilia Fronczak <i>Loyens & Loeff Luxembourg</i>	Anonymous Contributors	M. Ramachelvam <i>Malaysian Bar Association</i>	Ibtisam Sadegh <i>University of Malta</i>
Lithuania	Leo Bagze	Malawi	Mohd Munzil Muhamad <i>Multimedia University</i>	Mario Frendo
Auksė Domeikienė <i>Lithuanian University of Health Sciences</i>	Marc Becker <i>Etude Gonner & Becker</i>	Adamson S. Muula <i>Kamuzu University of Health Sciences</i>	Norhisham Abd Bahrin <i>Azmi & Associates</i>	Natalino Caruana De Brincat <i>Caruana De Brincat Legal</i>
Darius Raulušaitis <i>Sorainen</i>	Anonymous Contributors	Chipi Chitsonga <i>Leos Attorney at Law</i>	Nurjaanah Chew Li Hua <i>University of Malaya</i>	Pierre Mallia <i>University of Malta</i>
Inga Pakalniškytė <i>EY Law</i>	Alain Ramanarivo	Emmanuel A. R. Nyamwela <i>Mwangomba & Associates</i>	Phye Keat Chew <i>Raja, Darryl & Loh</i>	Anonymous Contributors
Justas Januska <i>Sorainen</i>	Alphonse Anatole and Ulrich Totomandimby	Florence Kasende Chinguwo <i>Adrian and Company</i>	Suganthi Singam <i>Messrs Shearn Delamore & Co.</i>	Mauritania
Marina Gušauskienė <i>Mykolas Romeris University</i>	Andry Herisoa Andrianasolo <i>Institut International des Sciences Sociales Madagascar</i>	Fostino Yankho Maele <i>Maele Law Practice</i>	Sumitha Shaanthinni Kishna <i>Our Journey</i>	Ahmed Amar Gleiguem
Matas Balėnas <i>TGS Baltic</i>	Andry Randriaminosoa	Gabriel Kambale <i>GK Associates</i>	Yusramizza Md Isa @ Yusuff <i>University Utara Malaysia</i>	Fah Brahim Jiddou <i>UNDP</i>
Paulius Murauskas <i>Sorainen</i>	Bakoly Rakotomalala	George Naphambo <i>Naphambo and Company Law Firm</i>	Zainal Amin Ayub <i>Legal & Justice Research Centre, Universiti Utara Malaysia</i>	Haimida Madi
Rimantas Stanevičius <i>Ellex Valiunas</i>	Camille Razalison <i>Chambers of Olivia Rajerison</i>	Isaac Newton Kamudoni Nyasulu <i>Kamudoni Nyasulu, Law Consultants</i>	Anonymous Contributors	Jemal Mohamed El Hady <i>CEMA</i>
Romualdas Drakšas <i>Mykolas Romeris University</i>	Fahafahantsoa Rapelanoro Rabenja <i>Université d'Antananarivo</i>	James A. P. Mwaisemba	Aboubacar Souleymane Diarra	Lemrabott Cheikhna <i>Medicos del Mundo</i>
	Hanta Ratsirahonana	Jones Stanley Gulumba <i>Naphambo and Company Law Firm</i>	Balla Seye	M'bareck El Hacen Sall <i>Etude Elhacen Sall</i>
	Hoby Rakotoniary <i>John W Ffooks & Co.</i>			Mine Abdoullah <i>LMDH; PCQVP</i>
	Jeannot Julien Padoue Rafanomezana <i>Barreau de Madagascar</i>			Mohamed Lemine Dahy
				Mohamed Lemine Sidi <i>The Global Fund Mauritania Council</i>
				Mouloud Mohamed <i>Exécutif National de Lutte Contre le SIDA</i>

Yahya El Eyal <i>ONG GLOBE</i>	Alfredo Kupfer-Domínguez <i>Sanchez Devanny Eseverri, S.C.</i>	Juan David Balanzátegui Sánchez <i>Asociación Nacional de Doctores en Derecho (ANDD)</i>	Victor Manuel Ortega Gonzalez <i>Machuzatic International Trade, S.A. De C.V.</i>	Pavel Spatari <i>Gladei & Partners</i>
Yarba Ould Ahmed Saleh <i>Cabinet Maître Yarba Ould Ahmed Saleh</i>	Angel Delfino Gomez Lizarraga <i>Sociedad Mexicana de Salud Pública (SMSP)</i>	Juan Francisco Torres Landa R. <i>Hogan Lovells</i>	Anonymous Contributors	Prodan Nelea <i>IMSP CNAMUP</i>
Anonymous Contributors	Argentina Ivonne Casanova Mendoza <i>Redmyh AC</i>	Juan Manuel Juarez Meza <i>Contramar Abogados</i>	Moldova	Roger Gladei <i>Gladei & Partners</i>
Mauritius	Carlos de Buen Unna <i>Bufete de Buen, S.C.</i>	Leopoldo Aguilar <i>Morrison & Foerster</i>	Adrian Belii <i>Nicolae Testemitanu State University of Medicine and Pharmacy</i>	Serghei Cozma <i>Serghei Cozma Law Firm</i>
Abdullah Yusuf Ali Bauluck <i>Bibi Chambers</i>	Carlos Santos-Burgoa <i>George Washington University</i>	Lucía Carmina Jasso López <i>Universidad Nacional Autónoma de México</i>	Alexandru Cuznetov <i>State University of Moldova</i>	Sergiu Ursu
Burty Francois <i>Juristconsult Chambers</i>	Christian Amaury Ascencio Martínez <i>Universidad Nacional Autónoma de México</i>	Luciano Mendoza Cruz <i>Universidad Nacional Autónoma de México</i>	Alexandru Tanase <i>GIZ</i>	Svetlana Doltu <i>Act for Involvement (AFI)</i>
Cindy Trevedy <i>AILES</i>	Daniel Cruz González <i>Universidad Nacional Autónoma de México</i>	Luis Raymundo Lozano Juárez <i>Instituto Nacional de Geriatria</i>	Andrei Bivol <i>Bivol Soțchi & Partners</i>	Vadim Aftene <i>National Preventive Mechanism Moldova</i>
Deepti Bismohun	Enrique Camarena Domínguez <i>Maqueo Barnetche, Aguilar y Camarena, S.C.</i>	Maria Luisa Mendoza Lopez <i>Sanchez Devanny Eseverri, S.C.</i>	Angela Popil <i>Law Office Avornic & Partners</i>	Vasile Gavrilita <i>Turcan Cazac Law Firm</i>
Dev Ramano	Esteban Maqueo Barnetche <i>Oléa, Maqueo y Giménez, S.C.</i>	Mario Alberto Rocha <i>PricewaterhouseCoopers</i>	Daniel Martin <i>ACI Partners</i>	Vasile Gherasim <i>Smile Dent Team</i>
H. S. Bunjun <i>Dabee & Bunjun Chambers</i>	Gilberto Miguel Valle Zulbaran <i>Basham Ringe y Corres S.C.</i>	Miguel Angel González Bravo <i>GB Abogados</i>	Foltea Vasile	Vlad Bercu <i>Gladei & Partners</i>
Hema Dookhit <i>Country Coordinating Mechanism</i>	Gloria Alejandra Moreno Altamirano <i>Universidad Nacional Autónoma de México</i>	Moisés Manuel Castro Jarquín <i>Universidad Nacional Autónoma de México</i>	Galina Obreja <i>State University of Medicine and Pharmacy</i>	Zama Vitalie
K. M. Beeharry	Guillermo A. Gatt Corona <i>Instituto Tecnológico y de Estudios Superiores de Occidente (ITESO); Universidad Panamericana</i>	Oliva López Arellano <i>Universidad Autónoma Metropolitana</i>	Daniel Martin <i>ACI Partners</i>	Anonymous Contributors
Mohammad Nwaz Dookhee	Hugo Hernández-Ojeda Alviéz <i>Hogan Lovells</i>	Rodrigo Lazo Corvera <i>Lazo, Villa, Moel y García, S.C.</i>	Angela Popil <i>Law Office Avornic & Partners</i>	Mongolia
Nicolas L. B. E. Ritter <i>PILS</i>	Jose Alberto Campos Vargas <i>Sanchez Devanny Eseverri, S.C.</i>	Rosa Merlín Rodríguez <i>Universidad Nacional Autónoma de México</i>	Daniel Martin <i>ACI Partners</i>	Badamragchaa Purevdorj <i>Open Society Forum</i>
Nicolas Richard <i>Juristconsult Chambers</i>		Sergio López Moreno <i>Universidad Autónoma Metropolitana</i>	Foltea Vasile	Badral Munkhdorj <i>Mongol-Advocates LLP</i>
Robin Appaya <i>Ghose Chambers</i>		Sofía de Robina Castro <i>Centro de Derechos Humanos Miguel Agustín Pro Juárez</i>	Galina Obreja <i>State University of Medicine and Pharmacy</i>	Batbayar Ganbayar <i>Batbayar and Partners</i>
Rubna Daureeawo <i>RD Chambers</i>			Inga Baciú <i>Universitatea de Stat "Alecu Russo"</i>	Bolormaa Volodya <i>GRATA International Mongolia LLP</i>
Satidanand K. Auchoybur <i>Erriah Chambers</i>			Ion Guzun	Enkhtur Demberelsuren <i>Mahoney Liotta LLP</i>
Shaheena A. Carrim <i>SC Legal</i>			Iulia Furtuna <i>Turcan Cazac Law Firm</i>	Batbayar Ganbayar <i>Batbayar and Partners</i>
Shatyam Issur <i>Collectif Urgence Toxida</i>			Laura Urschi	Bolormaa Volodya <i>GRATA International Mongolia LLP</i>
Vijay Cooshna			Lungu Andrei <i>Moldovan Institute for Human Rights (IDOM)</i>	Enkhtur Demberelsuren <i>Mahoney Liotta LLP</i>
Yves Hein <i>Hein Chambers</i>			Marandici Ludmila <i>Initiativa Pozitivă</i>	Munkhjargal Munkhbat <i>MJL Attorneys LLP</i>
Anonymous Contributors			Mihail Durnescu <i>Amnesty International Moldova</i>	Naranbulag Khukhuu <i>Anderson and Anderson LLP</i>
Mexico			Olesea Doronceanu <i>Moldovan Institute for Human Rights (IDOM)</i>	Nomingerel Khuyag <i>Women for Change</i>
Alfonso Rodriguez-Arana <i>Legalmex S.C.</i>			Olga Taracanova <i>Brodsky Uscov Looper Reed & Partners</i>	Zoljargal Dashnyam <i>DB & GTS LLP</i>
			Osoyanu Tudor <i>Institute of Legal, Political and Sociological Studies</i>	Zolzaya Enkbold <i>MJL Attorneys LLP</i>
				Anonymous Contributors

Morocco

Abdelghani Khanouss
South for Studies and
Sustainable Development

Abdelmajid Khachai

Ahmad Hussein
Cabinet HHH Avocats

Ali Badi

Ali Lachgar Essahili
Lachgar Essahili Law Firm

Elbachir Aaddi
Center Marocain des Études
en Sciences Sociale

Mimoun Charqi
Charqi Lex Consulting

Mohamed Baske Manar
Cadi Ayyad University

Rachid Attahir
Hassan I University

Reda Oulamine
Oulamine Law Group

Richard D. Cantin
Al Tamimi & Company

Riyad Fakhri
Hassan I University

Yassine Dourhani
Cadi Ayyad University

Zineb Hamzi
DS-Hamzi Law Firm

Anonymous Contributors

Mozambique

Augusto Armando Chivangue
Augusto Chivangue -
Advogados, Sociedade
Unipessoal, Lda.

Bela Lithuri
Associação Moçambicana
das Mulheres de Carreira
Jurídica (AMMCJ)

Isálcio Mahanjane
Isálcio Mahanjane, Advogado
e Associados

Jennifer Arnaldo

José Gil Vicente
Universidade Federal do
Amazonas

José Manuel Caldeira
Sal & Caldeira Advogados,
Lda

Mahomed Bachir
MBachir & Advogados

Natércia Melta Das Neves Siteo
TTA Advogados

Orlanda Rafael Duarte
O. Rafael Advogados

Pascoal Bié
TTA Advogados

Paula Vaz
Fundação Ariel Glaser

Rafique de Albuquerque
Dentons

Ricardo Rodrigues Lopes
Caiado Guerreiro - Sociedade
de Advogados

Télio Chamuço
TCA, Lda.

Anonymous Contributors

Myanmar

Alfred Hill
International Development
Law Organization

Chester Toh
Rajah & Tann Asia

Mya Myintzu
DFDL Myanmar, Ltd.

Nickey Diamond
University of Konstanz

Nishant Choudhary
DFDL Myanmar, Ltd.

Ross Clarke
MyJustice

Shuyuan Chen
Thanlwin Legal

Susan Lee

Van Lian Cung and Zin Nyi Nyi Maung
Lucy Wayne & Associates
Ltd.

Vivek Kumar
Justice Base

Ye Htut
Ministry of Health

Anonymous Contributors

Namibia

Abe Malherbe
Dr. Weder, Kauta & Hoveka
Inc.

Beatrix Bianca Boois
BB Boois Attorneys

Clement Daniels
Clement Daniels Labour Law
Consultants

Eben de Klerk
ISG Risk Services

Eugene Lizazi Libebe
University of Namibia

Hendrick Krüger
Krüger van Vuuren & Co.

Isabella Nowases
University of Namibia

Johannes Christiaan Cronjé
Cronjé Inc.

Nambili T. K. Shipena
Namibia Special Risks
Insurance Association, Ltd.

Nawala Kamati-Unger
Engling, Stritter & Partners

Riette Karsten
ENSafrica Namibia

Tapiwa Victor Warikandwa
University of Namibia

Wilmarie Horn
W Horn Attorneys

Anonymous Contributors

Nepal

Ananta Raj Luitel
Desire Law Firm

Anita Neupane Thapalia
Legal Aid and Consultancy
Centre

Anju Thapa
Seven S Incorporates Pvt Ltd

Anuj Chand

Bijay Pokhrel
Minerva Law Partners

Birendra Kumar Thakur
Jurist Ecnotech Legalinks

Dev Datta Joshi
Equip for Equality Nepal

Dharmadhir Acharya
Pioneer Law Associates

Hasina Lamichhane
Black Letter Chambers

LP Adhikari
Chandragadi Lawyers

Meen B. Poudyal Chhetri
Nepal Centre for Disaster
Management (NCDM)

Mukunda Prasad Paudel
National Law Chamber

Prabin Subedi
Paramount Legal Advisory
Services

Prashanna Shrestha
Pradhan & Associates

Punya Shila Dawadi Ghimire
Legal Aid and Consultancy
Center

Rabin Subedi

Rajeshwor Shrestha
Sinha Verma Law Concern

Resham Kandel
Pioneer Law Associates

Rudra Prasad Pokhrel
Pokhrel Law Chamber

Rukamanee Maharjan
Tribhuvan University

Saurav Karki

Shardul Thapa
Shardul Law Chamber

Shital Subedi
Seven S Incorporates Pvt Ltd

Shiva Prasad Rijal
Pioneer Law Associates

Shringa Rishi Kafle
Merit Legal Consultancy

Shyam Sundar Budhathoki
Nepalese Society of
Community Medicine

Subarna K. Khatry
Nepal Nutrition Intervention
Project-Sarlahi (NNIPS)

Sudeep Gautam
OPDAT Nepal

Tek Tamata
UNDP-Nepal

Anonymous Contributors

Netherlands

Arnold C. Hoegen Dijkhof
Hoegen Dijkhof Dutch
Business Lawyers

Eugenie Nunes and Marije Ozinga
Dentons

Gabriel Meijers
Meijers Canatan

H. J. Snijders
Leiden University; Snijders
Law

Hansko Broeksteeg
Radboud University
Nijmegen

Jaap-Willem Roozmond
Roozmond [+] De Haan
Advocaten

Jacqueline van den Bosch
Ivy Advocaten

Jolanda Meeuwissen
Trimbos Institute;
Netherlands Institute of
Mental Health and Addiction

Reinier W. L. Russell
Russell Advocaten

Reinout Vriesendorp
De Brauw Blackstone
Westbroek; Leiden University

Rosa van Zijl
Jebbink Soeteman Advocaten

Simon van der Sluijs
Van Diepen Van der Kroef
Advocaten

Steven Jellinghaus
Tilburg University

Anonymous Contributors

New Zealand

Aaron Lloyd
MinterEllisonRuddWatts

Alan Knowsley
Rainey Collins Lawyers

Austin Forbes
Clarendon Chambers

Christopher Griggs

Colin Henry
Libertas Chambers

Douglas Lyon <i>Lyon O'Neale Arnold Lawyers</i>	Nicaragua	Idrissa Tchernaka <i>Barreau du Niger</i>	Chioma Kanu Agomo <i>University of Lagos</i>	Olaniyi Felix Olayinka <i>Redeemer's University</i>
Frances Joychild	Avil Ramírez Mayorga <i>Central Law</i>	Mahamane Laouali Manzo <i>Ministère de la Santé Publique</i>	Chisom Justice Ndubuisi <i>Udo Udoma & Belo-Osagie</i>	Olaolu Osanyin <i>First Counsel Solicitors</i>
Frank C. Deliu	Carlos Eduardo Téllez Páramo <i>García & Bodán</i>	Marc Le Bihan	Christine Ike <i>University of Nigeria</i>	Oluchi C. Maduka <i>University of Ibadan</i>
Gay Morgan <i>University of Waikato, Te Piringa - Faculty of Law</i>	Gerardo Escorcía <i>García & Bodán</i>	Wassiri Ibrahim Sidi Chaffa	Chudi Nelson Ojukwu <i>L. C. & N. Legal Practicioners</i>	Olumide Babalola
Gordon Andeson <i>Victoria University of Wellington</i>	Gerardo Martin Hernandez <i>Consortium Legal</i>	Yahouza Amani	Damian Njoku-Umeh <i>Damian Njoku-Umeh & Co.</i>	Oluyemisi Bamgbose <i>University of Ibadan</i>
Ian Miller	Hugo José Arauz Sampson	Anonymous Contributors	Daprim Ogaji <i>University of Port Harcourt Teaching Hospital</i>	Opeyemi A. Gbadegesin <i>University of Ibadan</i>
John Hopkins <i>University of Canterbury</i>	Ivania Lucía Paguaga Cuadra <i>Arias Law</i>	Nigeria	Emmanuel Chinalu Okorie <i>Hope Behind Bars Africa (HBBA)</i>	Ose Okpeku <i>The Law Crest LLP</i>
Marie Bismark <i>University of Melbourne</i>	John Lordsal Minnella-Romano <i>Minnella Romano y Asociados</i>	Abdulhamid Abdullahi Bagara <i>Achieving Health Nigeria Initiative</i>	Etido David and Ozofu Ogiemudia <i>Udo Udoma & Belo-Osagie</i>	Peter K. Fogam <i>University of Lagos</i>
Mark Bennett <i>Te Herenga Waka - Victoria University of Wellington</i>	Juan Pablo Lumbi Poveda <i>Asociación de Liderazgo de Juventudes en Acción (JUVENACION)</i>	Abraham Oladipupo <i>Emollient Law Practice</i>	Femi Aborisade <i>Abope Chambers</i>	Pontian Okoli <i>University of Stirling</i>
Mark Winger <i>Holmden Horrocks</i>	Leonardo Maldonado González <i>Arias Law</i>	Adamu M. Usman <i>F.O. Akinrele & Co.</i>	Festus Okechukwu Ukwueze <i>University of Nigeria</i>	Samson Ojodomo Onuche <i>Hope Behind Bars Africa (HBBA)</i>
Matt Berkahn <i>Massey University</i>	Linda Barquero Peralta <i>Lexincorp</i>	Adedeji Adekunle <i>Juritrust Centre for Socio Legal Research and Documentation</i>	Folabi Kuti <i>Perchstone&Graeys</i>	Sylvester Anya <i>University of Nigeria</i>
Nick Crang <i>Duncan Cotterill</i>	Maryeling Suyen Guevara Sequeira <i>Arias Law</i>	Akin Osinbajo, Fisayo Tifase, and Omobusolami Awobona <i>Abudali, Taiwo & Co.</i>	Gabriel I. Adeniyama <i>University of Abuja</i>	Terrumun Z. Swende <i>Benue State University</i>
Nigel Hampton	Meyling Sampson	Akinloye Bukola Sarat <i>Chief Rotimi Williams Chambers</i>	Gabriel Onojason <i>Alliance Law Firm</i>	Uchechukwu Val Obi <i>Alliance Law Firm</i>
Paul Michalik	Uriel E. Balladares <i>Arias Law</i>	Akinpelu Dorcas Abimbola <i>University of Ibadan</i>	Gbenga Odusola <i>Acme Law Partners; Gbenga Odusola & Co.</i>	Uju Obuka <i>University of Nigeria</i>
Peter G. Watts <i>Bankside Chambers</i>	Yaser Gabriel Bonilla <i>Amador & Asociados</i>	Ayodele Musibau Kusamotu <i>Kusamotu & Kusamotu</i>	Godwin Etim <i>ÆLEX</i>	Wahab Egbewole <i>University of Ilorin</i>
Philip Skelton <i>Bankside Chambers</i>	Anonymous Contributors	Ayotunde Ologe <i>SYNERGY Legal Practitioners</i>	Grace Nwaigwe <i>ÆLEX</i>	Anonymous Contributors
Shannon Parker <i>New Zealand Police Conduct Association</i>	Niger	Babatunde Ajibade <i>S. P. A. Ajibade & Co.</i>	Ikenna Christian Okoli <i>University of Nigeria</i>	North Macedonia
Simon Gyenge <i>Lyon O'Neale Arnold Lawyers</i>	Abdoul-Aziz Maiga <i>Université Joseph Ki-Zerbo</i>	Babatunde Fagbohunlu <i>CRID-LawNet</i>	Muhtar A. Etudaiye <i>University of Ilorin</i>	Aleksandar Ickovski
Sonja M. Cooper <i>Cooper Legal Lawyers</i>	Aboubacar Souley-Adamou <i>CRAMS_EXA Niamey</i>	Bisi Bright <i>LiveWell Initiative Academy</i>	Obiajulu Nnamuchi <i>University of Nigeria</i>	Aleksandra Baleva Grozdanova <i>Godzo, Kiceec & Novakovski</i>
Stephen Eliot Smith <i>University of Otago</i>	Ali Idrissa <i>ROTAB</i>	Bolanle O. Jibogun <i>Legal Aid Council of Nigeria</i>	Oghogho Makinde <i>Aluko & Oyebode</i>	Ana Bozarova <i>A1 Macedonia</i>
Steven Zindel <i>Zindels</i>	Amadou Imerane Maiga <i>Université Abdou Moumouni de Niamey</i>	Charles Olufemi Adekoya <i>Olabisi Onabanjo University</i>	Okechukwu Umemuo <i>The Law Crest LLP</i>	Andon Majhosev <i>Goce Delchev University</i>
Trevor Daya-Winterbottom <i>University of Waikato</i>		Chief Yomi Alliyu <i>Chief Yomi Alliyu SAN & Co.</i>		Andrijana Trpchevska Stojanovska
William Akel <i>Sangro Chambers</i>				Deljo Kadiev <i>Attorney-at-Law Office Deljo Kadiev</i>
Anonymous Contributors				Dori Kimova <i>Law Office Kimova</i>

Dragan Godzo
Godzo, Kiceec & Novakovski

Dragan Lazarov
Law Office Lazarov

Elena Nikodinovska Miftari
Emil Miftari Law Office

Emil Miftari
Emil Miftari Law Office

Filip Nacevski
Donevski Law Firm

Ilija Ilijovski
Chichevaliev & Ilijovski Law Firm

Maja Risteska
AD Insurance Policy

Sami Mehmeti
Southeast European University

Sinisha Dimitrovski
Themis SB Law Firm

Svetlana Necheva
Pepeljugoski Law Firm

Svetlana Veljanovska

Valentin Pepeljugoski
Pepeljugoski Law Firm

Vesna Gavriloska
CAKMAKOVA Advocates

Vojdan Monevski
Monevski Law Firm

Zharko Aleksov
Center for Legal Research and Analysis

Anonymous Contributors

Norway

Bent Endresen
Advokatfirma EBT

Frank S. Thrana
Medbase

Geir Steinberg
Advokatfirmaet Haavind AS

Geir Sverre Braut
Stavanger University Hospital

Harald B. Ciarlo
Norwegian Bar Association

Ivar Alvik
University of Oslo

Jan Fougner
Advokatfirmaet Wiersholm AS

Karl Harald Søvig
University of Bergen

Magne Strandberg
University of Bergen

Morten Grandal
Ministry of Children and Families

Niels R. Kiaer
Rime Advokatfirma DA

Stella Tuft
Microsoft

Ulf Stridbeck
University of Oslo

Werner Christie
World Health Connections Ltd.

Anonymous Contributors

Pakistan

Adnan Aslam Qureshi
Qureshi Law Associates

Aiman Tariq
National Institute of Cardiovascular Diseases

Faiza Muzaffar
Legis Inn Attorneys & Corporate Consultants

Firasat Rizwana Siddiqui

Kausar S. Khan
Interactive Research & Development (IRD)

Mansoor Hassan Khan
Khan & Associates

Maryam Tariq
Zoao Law Firm

Mohammad Akram Sheikh
Akram Sheikh Law Associates

Mohammad Hassan Arif
Liaquat Merchant Associates

Muhammad Akbar Khan
International Islamic University

Muhammad Munir
International Islamic University

Muhammad Nouman Shams
Qazi Law Associates

Muhammad Waqas Butt
Black Duck Software Inc.

Muzaffar Islam
Legis Inn Attorneys & Corporate Consultants

Naila Baig-Ansari
Indus Hospital & Health Network

Qaisar Raza

Qazi Shams ul Haq
Qazi Law Associates

Taffazul H. Rizvi
Rizvi and Rizvi

Umer Farooq
Ayub Medical College

Waheed Ahmad
Waheed Law Firm

Zarfishan Qaiser
University of Punjab

Anonymous Contributors

Panama

Adán Arnulfo Arjona L.
Galindo, Arias y López

Alejandro Román

Carlos Barsallo
Instituto de Gobierno Corporativo de Panamá

Cinthya Camargo Saavedra
EDEMET

Eduardo Duran

Eduardo E. Guevara C.
Guevara Legal Bureau

Eduardo Quiros

Erick R. Muñoz M.
Sucre, Arias & Reyes

Ernesto Shirley F.
Shirley & Asociados

Evans A. Loo Rios
Escritorio Jurídico Loo

Jenny Nieto

Jorge Molina Mendoza
FABREGA MOLINO

Juan Pablo Fabrega Polleri
FABREGA MOLINO

Mario Rognoni
Arosemena Noriega & Contreras

Mayte Sánchez González
Morgan & Morgan

Milagros Caballero
Morgan & Morgan

Nadya Price
Patton, Moreno & Asvat

Natalia Vega
University of South Florida

Rafael Rodríguez Barrios
Lex Labour Panama

Rigoberto Centeno Vega
Universidad Latina

Anonymous Contributors

Paraguay

Alberto Manuel Poletti Adorno
Colegio de Abogados del Paraguay

Andres Szwako
Universidad Nacional de Asunción

Antonella Llamas
FERRERE

Carlos Miguel Rios-González
Universidad Nacional de Caaguazu

Guillermo Sequera
Universidad Nacional de Asunción

Héctor Palazón Ruiz
Montero, Palazón & Asociados

Javier Parquet Villagra
Parquet & Asociados

José V. Altamirano A.
Altamirano y Asociados (A&A)

Laura Emilce Flores Rodriguez
Vitalitas

Liza Analy Ramirez Salinas
RMG Abogados

María Belén Giménez Reyes
Hospital de Clínicas - Facultad de Ciencias Médicas de la UNA

María Esmeralda Moreno
Estudio Jurídico Moreno Ruffinelli & Asociados

Mauricio Marengo
Vinclum Abogados & Consultores

Pablo Cheng Lu
Mersan Abogados

Pablo Livieres Guggiari
Estudio Jurídico Livieres Guggiari S.A.

Roberto Ruiz Díaz Labrano
Academia Paraguaya de Derecho

Sandra Otazú
Asesoría Legal Corporativa S.A.

Anonymous Contributors

Peru

Alejandro Vela Quico
Universidad Nacional de San Agustín de Arequipa

Antonio David Bardales Pereira
Universidad César Vallejo

Armando Natividad Maguiña
Estudio Ghersi Abogados

Arturo Garate Salazar
Sociedad Peruana de Neurología

Cesar Puntriano Rosas
Estudio Muñiz

Christian Valencia Sarmiento
Estudio Ghersi Abogados

Dennis Oswaldo Vilchez Ramirez
Estudio Ghersi Abogados

Diana Briones Morey
Rodrigo, Elías & Medrano Abogados

Gonzalo Garcia Calderon Moreyra

Gustavo Víctor de los Ríos Woolls
Rey & de los Ríos

Javier Castro Salinas

Liz Leon Cabezudo
Estudio Muñiz

Manuel Bermúdez Tapia
Universidad Nacional Mayor de San Marcos

Manuel Villa Garcia Noriega
Estudio Olaechea

María del Pilar Pozo García
Clínica San Felipe

Marino Costa Bauer
Colegio de Abogados de Lima

Rossana Maccera de Alayza

Anonymous Contributors

Philippines

Afdal B. Kunting
Zamboanga City Medical Center

Albert Francis E. Domingo
Department of Health

Carlo Irwin A. Panelo
University of the Philippines Manila

Carmelita G. Nuqui
Development Action for Women Network (DAWN)

Cecilia Gironella
Gironella Law Office

Cesar L. Villanueva
Villanueva Gabionza & Dy Law

Emerico O. De Guzman
ACCRALAW

Jaime Z. Galvez Tan
Health Futures Foundation Inc.

Jelson Garcia

Jesusito G. Morillos
Follosco Morillos & Herce

Jonathan Sale
Law and Society Association

Jose Cochinyan III
Cochinyan & Partners Law Offices

Karen Gomez-Dumpit
Commission on Human Rights of the Philippines

Leland Villadolid, Jr.
ACCRALAW

Miguel B. Licalalde
Agranzamendez, Licalalde, Gallardo & Associates (ALGA LAW)

Nancy Joan M. Javier
Javier Law

Oliver Pantaleon
ACCRALAW

Patricia Miranda
Holdwater, Inc.; Patricia B. Miranda Law Office

Regie Tongol
Regie Tongol & Associates Law and Communications

Ronahlee A. Asuncion
University of the Philippines Diliman

Roy Enrico C. Santos
Puyat Jacinto & Santos (PJS LAW)

Anonymous Contributors

Poland

Adam Morawski
Morawski & Partners Law Firm

Agnieszka Helsztyńska
Kancelaria Adwokacka Agnieszka Helsztyńska adwokat

Andrzej Brodzia
University of Applied Sciences

Dariusz Okolski
Okolski&Partners Law Office

Jerzy Lachowski
University of Nicolaus Copernicus Toruń

Julian Bielicki
Drzewiecki, Tomaszek & Partners

Krzysztof Kowalczyk
BSJP Brockhuis Jurczak Prusak Sroka Nilsson Sp.k.

Monika Hartung
Wardyński & Partners

Robert Mołdach
Institute for Health and Democracy

Wojciech Babicki
Miller Canfield Poland

Anonymous Contributors

Portugal

António Casa Nova
Instituto Politécnico de Portalegre

Carlos Lopes Ribeiro
CR Advogados

Carlos Pinto de Abreu
Carlos Pinto de Abreu e Associados

Carolina Boulosa Gonzalez
Bind - Sociedade de Advogados

Cláudia Balula Chaves
Instituto Politécnico de Viseu

Cláudia Coelho
Instituto Politécnico de Setúbal

Eduardo Buisson

Eduardo Correia de Azevedo
CRMA & Associados

Euclides Dâmaso Simões
Ministério Público

Felipe Baião do Nascimento
Paulo Espírito Santo Amil & Associados

Fernando Alves Correia
Universidade de Coimbra

Francisco Marques Bom
Marques Bom & Associados

Francisco Marques Vieira
Carlos Pinto de Abreu e Associados

Francisco Morais Coelho
Carlos Pinto de Abreu e Associados

Gonçalo Gil Barreiros
PRA - Raposo, Sá Miranda & Associados

Inês Reis
pbbr - Sociedade de Advogados

Isabel Rocha
RMV & Associados

Joana Barrilero Ruas
FCM - Advogados

José Alves do Carmo
AVM Advogados

José Carlos Marques de Carvalho
Escola Superior de Enfermagem do Porto

Luís Brito Correia
Luís Brito Correia Advogados

Luis Miguel Amaral
Luis Miguel Amaral Advogados

Paulo Saragoça da Matta
SM&SB

Pedro Miguel Branco
Pedro Miguel Branco Law Office

Sandrine Bisson Marvão

Sofia Monge
Carlos Pinto de Abreu e Associados

Teresa Violante
Friedrich-Alexander-Universität Erlangen-Nürnberg

Vânia Costa Ramos
Carlos Pinto de Abreu e Associados

Anonymous Contributors

Romania

Alexandru Athanasiu
University of Bucharest

Alexandru Corpodean
Corpodean Alexandru Cabinet de Avocat

Andrei Danciu
Cataniciu & Asociatii

Aurora Ciuca
University Stefan cel Mare

Bogdan Florea
"1 Decembrie 1918" University of Alba Iulia

Daghie Dragoş
Universitatea "Dunărea de Jos" Galaţi

Diana Botau
Babes-Bolyai University

Gheorghe Piperea
Piperea & Associates; University of Bucharest

Iulian Patrascanu
Fine Law

Marius Balan
Alexandru Ioan Cuza University of Iaşi

Mihai Cărăbaş
Cărăbaş, Lungu SCA; Legal Accelerators

Mihai Dunea
Alexandru Ioan Cuza University of Iaşi

Mihail-Romeo Nicolescu
"Romeo Nicolescu" Law Office

Nicolae Dragos Ploesteanu
University "G.E. Palade" from Targu Mures

Nicolae-Horia Tit
Alexandru Ioan Cuza University of Iaşi

Ovidiu Podaru
Babes-Bolyai University

Radu Rizoiu
University of Bucharest

Raul Felix Hodos
"1 Decembrie 1918" University of Alba Iulia

Raul Miron
George Emil Palade University of Medicine, Pharmacy, Science, and Technology of Targu Mures

Silvia Gabriela Scintee
National School of Public Health, Management and Professional Development Bucharest

Valerius M. Ciucă
Alexandru Ioan Cuza University of Iaşi

Veronica Voinescu
Voinescu & Partners

Anonymous Contributors

Russian Federation

Daria Sakhno

Winston & Strawn LLP

Elena A. Abrosimova

Lomonosov Moscow State University

Gleb Glinka

Glinka, Rubinstein & Partners

Kabanov Pavel Aleksandrovich

Kazan Innovative University

Maria Voskobitova

ABA Rule of Law Initiative

Sergey Batov

Rusin and Vekki International Law Firm LLC

Sergey Bogatyrev

Schneider Group

Sergey Murzakov

The Higher School of Economics Nizhny Novgorod

Vasily Shavin

Chamber of Advocates of the Nizhny Novgorod Region

Vyacheslav Chasnyk

Saint-Petersburg State Paediatric Medical University

Anonymous Contributors

Rwanda

Denis Bikeshu

University of Rwanda

Emmanuel Turatsinze

Attorneys House

Geoffrey Mwine

Ethos Attorneys and Consultants

Herbert Zziwa

Stabit Advocates

Jean Pierre Gafaranga

University Teaching Hospital of Kigali

Mugemanyi Vedaste

Oasis Law Chambers

Ninsiima Wilberforce

Ethos Attorneys and Consultants

Pie Habimana

Amilex Chambers

Zebedee Ruramira Bizimana

Rwanda Bar Association

Anonymous Contributors

Senegal

Aldiouma Diallo

Amadou Yakhya Fall

Lexisen Avocats

Bacre Waly Ndiaye

Ordre des Avocats du Sénégal

Boubacar Diakite

Géni & Kébé SCP

Daouda Faye

CAJA Consulting

El Hadji Omar Youm

SYSS Avocats

El Hadji Oumar Sane

District Sanitaire de Bignona

Fodé Sarr

Géni & Kébé SCP

Haby Mballo

Cabinet d'Avocats Houda

Khadiyatou Seye

Moustapha Ndoye

Barreau UEMOA

Ndeye Khoudia Tounkara

SCPA Mayacine Tounkara et Associes

Paul Babacar Faye

SCP Sow-Seck-Diagne & Associes

Samba Cor Sarr

Ministere de la santé de l'Action sociale

Seyni Gueye

ONG EMAD

Anonymous Contributors

Serbia

Andjelka Radovanovic

Stankovic & Partners Law Office

Anita Cakovic

CT Legal Law Office

Danijela Korać-Mandić

Novi Sad Humanitarian Centre

Goran Vucic

Jokovic, Stojanovic & Partners

Hajrija Mujovic

Institute of Social Sciences

Jagoda Drijača

Jovana Tomić

CT Legal Law Office

Miljkan Karličić

Advokatska Kancelarija Karličić

Nebojsa Stankovic

Stankovic & Partners Law Office

Petar Bulat

University of Belgrade

Petar Stojanovic

Jokovic, Stojanovic & Partners

Sandra Miljanić

Law Office Milošević

Simonida Sladojevic-Stanimirovic

Institute for Child and Youth Health Care of Vojvodina

Vladimir Hrle

Hrle Attorneys

Vladimir Marinkov

Guberina-Marinkov Law Office

Zoran Radovic

Radovic & Ratkovic z.a.k.

Anonymous Contributors

Sierra Leone

Abu A. Brima

Network Movement for Justice and Development (NMJD)

Adewale Showers

Fornah-Sesay, Cummings, Showers & Co.

Ibrahim Sorie Koroma

M.S. Turay & Associates

Moses Manskanu

Roland Suluku

Njala University

Anonymous Contributors

Singapore

Benjamin Joshua Ong

Singapore Management University

Boon Teck Chia

Chia Wong Chambers LLC

Chandra Mohan K. Nair

Tan Rajah & Cheah

Dan W. Puchniak

Singapore Management University, Yong Pung How School of Law

Eric Tin

Donaldson & Burkinshaw LLP

Eugene K. B. Tan

Singapore Management University, Yong Pung How School of Law

Gregory Vijayendran

Jerrold Soh

Singapore Management University, Yong Pung How School of Law

Lawrence Boo

The Arbitration Chambers

Mark Hee

Morrison & Foerster

Pradeep Kumar Singh

CNPLaw LLP

Remy Choo

Peter Low & Choo LLC

Simon Chesterman

National University of Singapore

Stefanie Yuen Thio

TSMP Law Corporation

Ti Lik Chia

Chia Ngee Thuang & Co.

Vincent Ooi

Singapore Management University

Wei Sheng Lau

Morrison & Foerster

Anonymous Contributors

Slovak Republic

Alojz Baránik

Danica Cerna Valentova

Nitschneider & Partners

Daniela Ježová

Law Office of JUDr. Daniela Ježová, LL.M., PhD.

Dominik Tomek

Slovak Medical University

Hana Kovacicova

Comenius University in Bratislava

Ivan Simovcek

Trnava University

Jana Trangelová

HKV Law Firm

Lukas Michalik

HKV Law Firm

Martin Janáč

Law Firm JUDr. Martin Janáč

Martin Magál

Allen & Overy Bratislava

Martin Rusnak

Trnava University

Michaela Matušíková

Havlát & Partners

Silvia Capikova

Comenius University in Bratislava

Tomas Langer

Tomas Rybar

Cechova & Partners

Anonymous Contributors

Slovenia

Andrej Bukovnik

Bukovnik & Kulbaba IP Guardians

Anton Gradišek

DAGRA doo

Anže Arko

ODI Law

Blaž Prinčič

Law Firm Ulčar & Partners

Borut Bernik Bogataj

Odvetnik Borut Bernik Bogataj

Branko Ilic

ODI Law

Darja Miklavčič

Odvetniki Šelih & partnerji, o.p., d.o.o.

Denis Baghrizabehi <i>University of Maribor</i>	Elizabeth M. Webb <i>University of Pretoria</i>	Alfonso Pedrajas <i>Abdón Pedrajas Littler</i>	Fernando G. Benavides <i>Universitat Pompeu Fabra</i>	Juan Francisco Aguiar Rodríguez <i>Servicio Canario de Salud</i>
Grega Strban <i>University of Ljubljana</i>	Francois Venter <i>North-West University</i>	Ana Fernández Pérez <i>Universidad de Alcalá</i>	Fernando Guanarteme Sánchez Lázaro <i>Universidad de La Laguna</i>	Juan Luis Beltrán Aguirre <i>Universidad Pública de Navarra</i>
Jerca Ahlin <i>Odvetniška pisarna Ahlin</i>	Funmi Abioye <i>University of South Africa</i>	Ana Valdivieso Rovira <i>Hewlett Packard Enterprise</i>	Fernando I. Sánchez Martínez <i>Universidad de Murcia</i>	Juan Luis Moreno <i>Hewlett Packard Enterprise</i>
Klemen Drnovšek <i>University of Maribor</i>	Irvin Bradley Wayne Lawrence <i>ENSAfrica</i>	Andrea Macía Morillo <i>Universidad Autónoma de Madrid</i>	Francisco J. Bastida <i>Universidad de Oviedo</i>	Juan Oliva Moreno <i>Universidad de Castilla-La Mancha</i>
Luka Tičar <i>University of Ljubljana</i>	Jonathan Klaaren <i>University of the Witwatersrand</i>	Antonio J. Garcia Ruiz <i>Universidad de Málaga</i>	Francisco Jódar Sánchez <i>Universidad de Málaga</i>	Lourdes V. Melero Bosch <i>Universidad de La Laguna</i>
Marko Bobič <i>Odvetniška pisarna Bobič</i>	Joyce Shirinde <i>University of Pretoria</i>	Beatriz G. Lopez-Valcarcel <i>Universidad de Las Palmas de Gran Canaria</i>	Francisco Ramos Romeu <i>Universidad Autónoma de Barcelona</i>	Luis Gaité Pindado <i>Hospital Universitario Marqués de Valdecilla</i>
Maša Drkušič <i>ODI Law</i>	L. L. Motsepe <i>University of South Africa</i>	Carlos Gómez de la Escalera <i>Universidad Carlos III de Madrid</i>	Ildefonso Hernández-Aguado <i>Universidad Miguel Hernández</i>	M^a Pilar Marco Francia <i>Universidad Complutense de Madrid</i>
Matěj Avbelj <i>New University</i>	Lukas Muntingh <i>Dullah Omar Institute, University of the Western Cape</i>	Carmen Sarabia Cobo <i>Universidad de Cantabria, IDIVAL</i>	Iñigo Sagardoy de Simón <i>Sagardoy Abogados</i>	Manuel Cachón Cadenas <i>Universidad Autónoma de Barcelona</i>
Matija Jamnik <i>Odvetniška pisarna Jamnik d.o.o.</i>	Lynette Naidoo <i>Ubunye Chambers</i>	Carolina Martínez Moreno <i>Universidad de Oviedo</i>	Jaime Hernández García <i>Bufete Choclán</i>	Maria Acale Sánchez <i>Universidad de Cádiz</i>
Matija Repolusk <i>RepoluskLaw</i>	M. J. Engelbrecht	Claudio Doria <i>Doria Tölle & Asociados</i>	Javier Melero <i>Melero & Gené Advocats</i>	María Barberá-Riera <i>Centro de Salud Pública de Castellón</i>
Nana Weber <i>Odetniška družba Weber o.p. - d.o.o.</i>	Magda Slabbert <i>University of South Africa</i>	Eduardo Santamaría Moral <i>J&A Garrigues, S.L.P.</i>	Jesús Padilla Gálvez <i>Universidad de Castilla-La Mancha</i>	María del Rosario Gómez López <i>Universidad de Cádiz</i>
Nina Peršak <i>CrimInstitute</i>	Michelle Posemann <i>Garlicke & Bousfield Inc.</i>	Elena Espinosa <i>Servicio Canario de Salud</i>	José Fernández-Rañada <i>J&A Garrigues, S.L.P.</i>	María Marcos González <i>Universidad de Alcalá</i>
Peter Fašun <i>FMMS, o.p., d.o.o.</i>	Mpfariseni Budeli-Nemakonde <i>University of South Africa</i>	Elena Sánchez Jordán <i>Universidad de La Laguna</i>	José Ignacio Gallego Soler <i>Universidad de Barcelona</i>	María-Luisa de la Puente
Primož Rožman <i>Blood Transfusion Centre of Slovenia</i>	Nisha Jacob <i>University of Cape Town</i>	Emilio Díaz Ruiz	José Luis Goñi Sein <i>Universidad Pública de Navarra</i>	Marina Lorente Lara <i>J&A Garrigues, S.L.P.</i>
Tine Mišic <i>ODI Law</i>	P. J. Schwikkard <i>University of Cape Town</i>	Enric Fossas Espadaler <i>Universidad Autónoma de Barcelona</i>	José María Labeaga Azcona <i>Universidad Nacional de Educación a Distancia</i>	Marta Ruiz Manrique de Lara <i>Clifford Chance</i>
Uroš Čop <i>Law Firm Senica & Partners, Ltd.</i>	Patrick Forbes <i>Garlicke & Bousfield Inc.</i>	Esther Fernández Molina <i>Universidad de Castilla-La Mancha</i>	José R. Repullo <i>National School of Public Health</i>	Misi Borrás <i>Garrigues</i>
Ziga Sternad <i>Law Firm Senica & Partners, Ltd.</i>	Pieter Bakker <i>University of South Africa</i>	Federico A. Rodríguez Morata <i>Universidad de Castilla-La Mancha</i>	José Vicente Martí Bosca <i>Universitat de València</i>	Montserrat Casamitjana
Anonymous Contributors	Robert William Vivian <i>Free Market Foundation</i>	Federico Navarro Nieto <i>Universidad de Córdoba</i>	Josep Lluís de Peray	Nicolás Bárcena Suárez <i>Universidad de Oviedo</i>
South Africa	Shrikant Maurice Peters <i>Groote Schuur Hospital</i>	Felipe Renart Garcia <i>Universidad de Alicante</i>	Juan Alberto Díaz López <i>J. A. Díaz Litigación Penal</i>	Orlanda Díaz-García <i>Universidad de Castilla-La Mancha</i>
Altair Richards <i>ENSAfrica</i>	Willemien du Plessis <i>North-West University</i>	Fernando Alberich <i>Rambla Abogados & Asesores</i>	Juan Antonio Lascurain <i>Universidad Autónoma de Madrid</i>	Pablo de la Vega Cavero <i>Garrigues</i>
B. N. Harris <i>University of Pretoria</i>	Anonymous Contributors			
Brian Jennings <i>Garlicke & Bousfield Inc.</i>	Spain			
	Alba García Torres <i>Universidad de Oviedo</i>			

Pablo Salvador Coderch
Universitat Pompeu Fabra

Paloma Biglino Campos
Universidad de Valladolid

Paula Arnal Oblanca
Hewlett Packard Enterprise

Paz M. De la Cuesta Aguado
Universidad de Cantabria

Rebeca Benarroch Benarroch
Ciudad Autonoma de Ceuta

Remedios Aranda Rodríguez
Universidad Carlos III de Madrid

Remedios Menéndez Calvo
Universidad de Alcalá

Roberto Mazorriaga Las Hayas
Rambla Abogados & Asesores

Román Gil Alburquerque
Sagardoy Abogados

Rosa M. Urbanos-Garrido
Universidad Complutense de Madrid; SESPAS

Rosario Vicente Martínez
Universidad de Castilla-La Mancha

Salvador Peiró
FISABIO Salud Pública

Sebastián Cantalops Mir
Rambla Abogados & Asesores

Anonymous Contributors

Sri Lanka

Chandravathany Vasavan
Vasavan Law Office

Chrishantha Abeyseena
University of Kelaniya

Imthiyaz Rasheed

Krishanth Rajasooriyar
Varners

Lasantha Hettiarachchi
Law Chambers of Lasantha Hettiarachchi

M. A. D. S. J. S. Niriella
General Sir John Kotelawala Defence University; University of Colombo

M. Perera
Pele Consulting (Pvt) Ltd.

M. Thiagaraja
Citirights

Milinda Jayatilaka

P. Anton Punethanayagam

Pulasthi Hewamanna

R. M. Nayani Umesha Rajapaksha
Ministry of Health

Rehan Almeida

Shanmuganathan Bagirathan
Colombo Law Society

Upali Jayatilaka

W. A. A. I. Wickramasinghe

Anonymous Contributors

St. Kitts and Nevis

Angelina Gracy Sookoo-Bobb
Law Office of Sylvester Anthony

Dia C. Forrester
Daniel Brantley

Kurlyn Merchant
Merchant Legal Chambers

Michella Adrien
Michella Adrien Law Offices

Rayana Dowden
Webster LP

Sonya Parry
Gonsalves Parry

Anonymous Contributors

St. Lucia

Henri-Jacques Mangal
Republic Bank (EC) Limited

Kristian A. Henry
CIP St. Lucia

Leandra Gabrielle Verneuil
Leandra Verneuil Chambers

Mary Juliana Charles
Mary Juliana & Associate Chambers

Anonymous Contributors

St. Vincent and the Grenadines

Heidi Badenock
Joseph Delves Chambers

Jadric J. Cummings
Cardinal Law Firm

Anonymous Contributors

Sudan

Ahmed Bannaga
Bannaga & Fadlabi

Ahmed Osman Mohamed
GLF Law Firm

Aida Rofai Ahmed

Al-Nazir Othman
Al-Nazir Othman Advocates and Legal Consulting

Ibrahim Alkhir Ahmad Saliman

Islam Mohamed Dahia
People's Legal Aid Center

Masaad Awad Al-Karim Ahmed Masaad
Sudan Open University

Mohamed Abdelsalam Babiker
University of Khartoum

Mohamed Ahmed Yousif
UNITAMS

Muntassir Muhammad Adam
Bana Organization for Legal Aid Services

Osman H. Wann
Wanni & Wann

Anonymous Contributors

Suriname

Anne-Marel Linger
4 Justice Advocaten

Antoon Karg
North West Legal

Elleson Fraenk
Vision Legalis Advocaten

Iris Nazir
Nazir Law Firm

Justina Eduards
Advocatenkantoor Eduards N.V.

Mirjam Lieuw Kie Song
Anton de Kom University of Suriname

Prema R. Sohansingh
Law Firm Essed & Sohansingh

Radju Brijobhokun
Anton de Kom University of Suriname

Ruby C. A. Bleau
Lim A Po Law Firm

Serena Muntslag-Essed

Wedwatie Bechan-Pherai
Anton de Kom University of Suriname

Anonymous Contributors

Sweden

Anna Jonsson Cornell
Uppsala University

Bengt Lundell
Lund University

Birgitta Nyström
Lund University

Björn Ohde
Advokataktiebolaget Roslagen

Boel Flodgren
Lund University

Christer Thordson
Legal Edge

Jack Ågren
Karlstads Universitet

Johan Sangborn
Swedish Bar Association

Karin Åhman
Stockholm University

Karl-Arne Olsson
Wesslau Söderqvist Advokatbyrå

Karol Nowak
Lund University

Kavot Zillén
Stockholm University

Laura Carlsson
Stockholm University

Lena Enqvist
Umeå University

Mauro Zamboni
Stockholm University

Olov Mårsäter
Uppsala University

Reinhold Fahlbeck
Lund University

Roba Azzam
Azzam Advokatbyrå

Staffan Michelson
Hellström Law

Sverker Jönsson
Lund University

Anonymous Contributors

Tanzania

Anna Henga
Legal and Human Rights Centre

Annmarie Mavensjina Nkelame
Hadasa Associates

Asina-Emmy A. Omari

Bakari George
Tengeru Institute of Community Development

Doreen Fariji Mwamlangala
The Open University of Tanzania

Eliud Kitime

Emmanuel Charles Moshi
Sosta Advocates

Hakiel O. Mgonja
Donaldson and Wood

Mlali Dora
Mlali Industrial

Thomas Sipemba
Dentons East African Law Chambers (EALC)

Vintan Willgis Mbiro
Breakthrough Attorneys

Anonymous Contributors

Thailand

Chacrit Sitdhiwej
Thammasat University

Chalermwut Sriporm <i>Thammasat University</i>	Essiame Koko Dzoka <i>Barreau du Togo</i>	Sonnel Ashana David-Longe <i>M.G. Daly & Partners</i>	Filiz Tepecik <i>Anadolu University</i>	Clare Owembabazi <i>Uganda Law Society</i>
Chulapong Yukate	Kao Palanga	Anonymous Contributors	Mahmut Kaçan <i>MK Law Office</i>	Daniel Ronald Ruhweza <i>Makerere University</i>
Ittichai Prasongprasit <i>Rajah & Tann (Thailand) Ltd.</i>	Koffi Houndebasso <i>Société Togolaise de l'Evaluation (STEVAl)</i>	Tunisia	Muhammed Atak <i>Istanbul University</i>	Emmanuel B. K. Luyirika <i>African Palliative Care Association</i>
Jakkrit Kuanpoth <i>Thailand Development Research Institute</i>	Kossi Assiom Bokodjin <i>Cabinet d'Avocats Me Bokodjin</i>	Amine Hamdi <i>Hamdi Law Office</i>	Murat Volkan Dülger <i>İstanbul Aydın University</i>	Faisal Mulalira Umar <i>Law Development Centre</i>
Manaswee Wongsuryrat <i>Tilleke & Gibbins</i>	Koundé Innocent Kpeto	Asma Nouia <i>Tunis El Manar University</i>	Orhan Yavuz Mavioğlu <i>ADMD Law Office</i>	Irene Priscilla Ayaru <i>Refugee Law Project</i>
Munin Pongsapan <i>Thammasat University</i>	Martial Akakpo <i>SCP Martial Akakpo & Associates</i>	Bessem Ben Salem <i>Ben Salem Law Firm</i>	Osman Hayran <i>Istanbul Medipol University</i>	Joseph Matsiko <i>Kampala Associated Advocates</i>
Peerapan Tungsuwan <i>Baker McKenzie</i>	Paul Dodji Apevon <i>Barreau du Togo</i>	Brahim Latrech	R. Murat Önok <i>Koç University</i>	Kallu C. Kalumiya <i>Kampala Associated Advocates</i>
Pisut Rakwong <i>Pisut & Partners</i>	Simliwa Kolou Dassa <i>Université de Lomé</i>	Elyes Chafter <i>Cabinet d'Avocats Chafter Raouadi</i>	Savas Bozbel <i>Bozbel Law & Consulting</i>	Laura Nyirinkindi <i>Pro Initiatives Agency</i>
Shohei Sasaki <i>Nagashima Ohno & Tsunematsu</i>	Simtokina N'gani <i>Réseau des Champions en Plaidoyer pour le Financement Adéquat en Santé</i>	Elyes Trabelsi <i>Barreau de Tunisie</i>	Serap Zuvin	Lubang Vincent <i>Enreach Foundation</i>
Surasak Likasitwatanakul <i>Thammasat University</i>	Theo Bitho <i>ASCF Law Group</i>	Emna Yahyaoui	Ufuk Aydin <i>İstanbul Aydın University</i>	Miria R. K. Matembe <i>Citizens Coalition for Electoral Democracy Uganda (CCEDU)</i>
Wanchai Yiamsamatha <i>LS Horizon</i>	Yaovi M. Fiawonou	Hechmi Louzir <i>Institut Pasteur de Tunis</i>	Umut Kurman <i>Aydas Liman Kurman Law Firm</i>	Opedun Francis <i>Joe Cox Advocates</i>
Anonymous Contributors	Anonymous Contributors	Khawla Mraydi	Anonymous Contributors	Pheona Nabasa Wall <i>Uganda Law Society</i>
Togo	Trinidad and Tobago	Lassâad Dhaouadi <i>Institut Tunisien des Conseillers Fiscaux</i>	Anonymous Contributors	Raymond Mwebesa <i>Kampala Associated Advocates</i>
Akou Pignandi <i>CCM Togo</i>	Anjeli Narine	Mohamed Mehdi Ben Nasr <i>Cabinet d'Avocats Conseils Ben Nasr</i>	Adrian Jjuuko <i>Human Rights Awareness and Promotion Forum (HRAPF)</i>	Sheila Pacuto <i>ENSAfrica Uganda</i>
Augustin K. Dokla <i>Réseau des associations des PVVIH au Togo</i>	Asaf Hosein <i>Asaf Hosein Attorneys at Law</i>	Nadhir Ben Ammou <i>Cabinet Maître Nadhir Ben Ammou</i>	Alan Shonubi <i>Shonubi, Musoke & Co. Advocates</i>	Solomy Awiidi <i>Refugee Law Project</i>
Baroma Madomba Bamana <i>Comité d'Action pour la Recherche et le Développement</i>	Bellina Barrow <i>Tenoreque Legal</i>	Ridha Mezghani <i>R. Mezghani Law Office</i>	Alunga Patrick Alvarez <i>Alvarez Advocates</i>	Anonymous Contributors
Claude Folly Adama <i>SCP Acqueburu & Partners</i>	Betty-Ann Pilgrim	Samir Ebdelly <i>Abdelly & Associates</i>	Amanya Claire Rukundo <i>CR. Amanya Advocates & Solicitors</i>	Ukraine
Claude Kokou Amegan <i>Barreau du Togo; Collectif des Associations Contre l'impunité au Togo (CACIT)</i>	Christopher Sieuchand <i>M.G. Daly & Partners</i>	Wahid Bounenni <i>Barreau de Tunis</i>	Angello G. Walyemwa <i>Shonubi, Musoke & Co. Advocates</i>	Iryna Shevchuk <i>ENGARDE Attorneys at Law</i>
Damien Amoussou <i>CNLS-IST</i>	Kaveeta Persad <i>Fitzwilliam, Stone, Furness-Smith & Morgan</i>	Wajdi Hamza	Bernard Mukasa <i>Ortus Advocates</i>	Ivan Horodyskyy <i>Stanislav Dnistrianskyi Center for Law and Politics</i>
Dékawunga Djoliba Kutolbena <i>Cabinet Maître Kutolbena</i>	Keri A. Kitson	Anonymous Contributors	Birungi Kaburara-Mugisha <i>Ortus Advocates</i>	Kateryna Manoylenko <i>GOLAW</i>
Ekouévi Amazohoun <i>SCPA Femiza Associes</i>	Lisa Theodore <i>M.G. Daly & Partners</i>	Turkey	Brigitte Kusiima Byarugaba Sendi <i>Shonubi, Musoke & Co. Advocates</i>	Kriachkova Lilia Viktorivna <i>Dnipro State Medical University</i>
	Samuel Harrison <i>Mair and Company, Attorneys at Law</i>	Ece Göztepe <i>Bilkent University</i>		
	Shivangelie Ramoutar <i>M.G. Daly & Partners</i>	Esenyel Barak Bal <i>Ak Guler Barak Attorney Partnership</i>		
		Fatih Selim Yurdakul <i>Yurdakul Law Office</i>		

Liudmyla Hrytsenko

Dnipro State Medical University

Lyubomyr Drozdovskyy

Khasin & Drozdovskyy Barristers Association

Oleksandr Skliarenko

Skliarenko, Sydorenko & Partners

Sergiy Oberkovych

GOLAW

Valentyn Gvozdiy

GOLAW

Valeriia Lekhan

Dnipro State Medical University

Victor Petrovich

Andryushchenko

Lviv National Medical University

Anonymous Contributors

United Arab Emirates

Ahmed Khedr

KLCCA Legal & Corporate Affairs

Jouslin Khairallah

Khairallah Advocates & Legal Consultants

Mirza R. Baig

Dubai Pharmacy College for Girls

Nasiruddeen Muhammad

University of Dubai

Nehad Farouk

Alfarouk International Legal Group

Rami Omar Abdellatif

Hadef & Partners

Sara Corradi

Meyer-Reumann and Partners

Zayed Saeed Saif Al-Shamsi

Zayed Al-Shamsi Advocates and Legal Consultants

Zeyad Jaffal

Al Ain University

Anonymous Contributors

United Kingdom

David Josse

5 St Andrew's Hill

Helen Coombes

Lewis Silkin

James Davies

Morrison & Foerster

M. Reynolds

Attorneys Judicial Military Mediators Consultants

Peter McTigue

Nottingham Trent University

Rebecca Niblock

Kingsley Napley LLP

Richard Ashcroft

City, University of London

Steve Lorber

Lewis Silkin

Stuart Alford

Morrison & Foerster

Tonia Novitz

University of Bristol

Tony Ward

Northumbria University

Anonymous Contributors

United States

Abigail Yull

Hewlett Packard Enterprise

Alan Chertok

Prince George County Police Department

Alan Houseman

Consortium for the National Equal Justice Library

Allen S. Weiner

Stanford University

André Douglas Pond Cummings

University of Arkansas at Little Rock, William H. Bowen School of Law

Ani Hamparsumyan

Morrison & Foerster

Bruce P. Frohnen

Ohio Northern University

David E. Birenbaum

Fried, Frank, Harris, Shriver & Jacobson LLP

Efren Rivera Ramos

University of Puerto Rico

Eric M. Schweiker

Hewlett Packard Enterprise

H. David Kelly, Jr.

James H. Pietsch

University of Hawaii

Jeffrey Aresty

InternetBar.Org Institute, Inc.

John Pollock

National Coalition for a Civil Right to Counsel

John R. LaBar

LaBAR LAW PLLC

Jonathan Hiatt

Solidarity Center

Kenneth G. Dau-Schmidt

Indiana University

Kepler B. Funk

Funk, Szachacz & Diamond, LLC

Maha Jweied

Jweied Consulting

Mary Kreiner Ramirez

Washburn University

Matthew Keck

Hewlett Packard Enterprise

Michael D. Felsen

U.S. Department of Labor

Michele Forzley

Forzley & Associates

Mukesh Roy

Ocean County Health Department

Nazmus Sakeeb

Liberty Mutual Group, Inc.

Paul Bender

Arizona State University

Peter Edelman

Georgetown Law Center

Renaldy J. Gutierrez

Gutierrez & Associates

Renée M. Landers

Suffolk University

Ricks Frazier

Robert J. Collins

University of Pennsylvania

Rovshan Sharifov

Sharifov & Associates, PLLC

Roy M. Poses

Brown University

Stephen Allan Saltzburg

George Washington University

Steven A. Ramirez

Loyola University Chicago

Timothy E. Dolan

Policy Foresight

Anonymous Contributors

Uruguay

Agustina Silva Guarini

Hughes & Hughes

Alfredo Taullard

Hughes & Hughes

Andrés Fuentes

Arcia Storace Fuentes Medina Abogados

Camilo Martinez Blanco

Universidad de Montevideo

Carlos Cosac

Carlos Cosac Legal Affairs

Eduardo Esteva Gallicchio

Centro de Documentación y Estudios Constitucionales del Uruguay

Escandor El Ters

Instituto Nacional del Cáncer

Federico Samudio Posadas

Héctor Scaianschi

Márquez

Universidad de la República

Juan Federico Fischer

Andersen Uruguay

Julio Lens

LENS

Julio Soffer

Patrocinios SRL

Leonardo Slinger

Guyer & Regulkes Law Firm

Mariana Fernandez

Fasciolo

Universidad de la República

Martín Risso

Universidad Católica del Uruguay

Natalia Veloso

Delpiazzo Abogados

Nicolas Pallas

Posadas, Posadas & Vecino

Nils Ernesto Helander

Capalbo

Institución Nacional de Derechos Humanos y Defensoría del Pueblo; Universidad de la República

Pedro J. Montano Gómez

Estudio Scelza y Montano

Ricardo Mezzera

Mezzera Abogados

Santiago Pereira Campos

Rueda Abadi Pereira

Santiago Theoduloz

Universidad de la República

Soledad Diaz Martinez

FERRERE

Tomás Guerrero

Posadas, Posadas & Vecino

Anonymous Contributors

Uzbekistan

Allan Pashkovskiy

Acceptus Law Firm

Azatov Jakhongir

Aybekovich

MyLawyer Firm of Advocates

Aziz Sattarov

Acceptus Law Firm

Dmitriy Mitrofanov

Centil Law

Iskander Yakubov

Law and Business Consulting Agency (LBCA)

Khamrayeva V. Sh.

TashPMI

Madina Tursunova

Najmiddin Jamoliddinov

Leges Advokat

Yigitaliev Botir

Law firm "CODEX"

Anonymous Contributors

Venezuela, RB

Alessandra Corona Henriques

Kirkland and Ellis LLP

Alexander Marcano Montero

Lawyers Group, Despacho de Abogados

Alfredo Romero

Foro Penal

Alí Daniels

Acceso a la Justicia

Andres Halvorssen

RDHOO Abogados

Beatriz Borges

Centro de Justicia y Paz (CEPAZ)

Carlos David Atencio Blackman

Universidad Rafael Urdaneta

Claudia Madrid Martínez

Universidad Central de Venezuela

Claudia Nikken

Universidad Central de Venezuela

Edgar Eduardo Berroterán Velásquez

Edward Jesus Pérez

Centro de Derechos Reproductivos

Eugenio Hernández-Bretón

Universidad Central de Venezuela

Feliciano J. Reyna

Acción Solidaria

Franco Puppio

Cigala, Puppio & Asociados

Fredy Martínez

Martínez Díaz & Asociados

Gonzalo Himiob Santomé

Foro Penal

Gustavo A. Parra D.

Parra & Salas Abogados Consultores

Gustavo Adolfo Urbano Zabala

Travieso Evans Arria Rengel & Paz

Jacqueline Richter

Universidad Central de Venezuela

Jaime Martínez Estévez

Rodner, Martínez & Asociados

Jesus Escuerdo

Universidad Central de Venezuela

Jo D'Elia

Civillis Derechos Humanos y Provea

Jorge Rosell Senhenn

Joseth Nathaniel Almea González

Travieso Evans Arria Rengel & Paz

Juan Carlos Garantón Blanco

Universidad Católica Andrés Bello

Juan Domingo Alfonso Paradisi

Torres Plaz & Araujo

Karla Sáez Rodríguez

ESCG Abogados, S.C.

Leonel Alfonso Ferrer

Universidad Central de Venezuela

Lolymar Hernández Camargo

Universidad Católica Andrés Bello

Oscar Eduardo Rivero López

Rivero & Asociados

Rafael de Lemos Matheus

Universidad Católica Andrés Bello

Rafael Olivar

Escritorio Jurídico Rojas, Moron y Asociados

Ramón José Medina

Instituto de Estudios Parlamentarios Fermín Toro; Torres, Plaz & Araujo

Raul Sanchez Urribarri

La Trobe University

Reinaldo Jesús Guilarte Lamuño

Ayala Dillon Fernández Chavero Consultores Jurídicos

Roberto Hung

Cultura Jurídica ORG

Simón Jurado-Blanco Sandoval

Jurado-Blanco & Aguirre Abogados (JBA LEGAL)

Tadeo Arrieche Franco

Venpaís, Centro de Ideas

Vicente González De La Vega

Victor Rujano Bautista

Asociación Civil CIMAS

Victoria Capriles Moreno

Centro de Derechos Humanos de la Universidad Metropolitana

Yeoshua Bograd Lamberti

Travieso Evans Arria Rengel & Paz

Anonymous Contributors

Vietnam

An Hai Le

Danny Duy Vo

Santa International Law PLLC

Dinh Quang Long

Apolat Legal Law Firm

Do Thi Hang

ANT Lawyers

Dzung Vu

YKVN

Hiep Van Ngo

Hiep & Associates Law Firm

Huu Nhi Ngo

Thien An Law Office

Huu Phuoc Nguyen

Phuoc & Partners Law Co., Ltd.

Kent Wong

VCI Legal

Le Van Thanh

SureLaw Law Firm

Nhan Quang Nguyen

Pham Van Phat

An Phat Pham Law Firm

Tra Thu Thao

SureLaw Law Firm

Truong Tho Nguyen

Dai Nghia Law Office

Anonymous Contributors

Zambia

Anne Namakando Phiri

Dovecot University College

Arthur Mazimba

Dickson Jere

Dickson Jere & Associates

Emmanuel Chongwe

Ndola Teaching Hospital

Eric Suwilansi Silwamba

Dentons Eric Silwamba, Jalasi & Linyama

Ernest K. Kakoma

Ministry of Health

Ernest Muketoi Beele

University of Zambia

Jacqueline Cornhill Jhala

Corpus Legal Practitioners

John Chibalabala

John Chibalabala Legal Practitioners

Joseph Alexander Jalasi

Dentons Eric Silwamba, Jalasi & Linyama

Sebastian Chinkoyo

Ministry of Health

Tiziana Marietta

Howard & Marietta Legal Practitioners

Vincent Kaunda Mwewa

Messrs V. K. Mwewa and Company

Yusuf Ahmed

Levy Mwanawasa Medical University

Anonymous Contributors

Zimbabwe

Brighton Mahuni

Scanlen & Holderness

Casper Pound

Family AIDS Support Organisation (FASO)

David Drury

Honey & Blanckenberg

David Ochieng

David Tinashe Hofisi

University of Wisconsin

Dean Mawere

Judicial Service Commission

Doug Coltart

Mtetwa & Nyambirai

Emma Drury

Honey & Blanckenberg

Evans T. Moyo

Scanlen & Holderness

Frank Aurelius Rudolph

Devittie, Rudolph & Timba Legal Practitioners

Fraser Edkins

Coghlan Welsh and Guest

Marcia Tariro Mswazi

T. Pfigu Attorneys

Maxwell Musingafi

Zimbabwe Open University

Mufaro Mpofo

Zimbabwe Coalition on Debt and Development (ZIMCODD)

Obey Shava

Shava Law Chambers, Rights and Business Centre

Paidamoyo Bryne

Saurombe Zimbabwe Lawyers for Human Rights

Philip G. Nyakutombwa

Nyakutombwa Legal Counsel

Simplicio Bhebhe

Kantor & Immerman Legal Practitioners

Tawanda Tandi

Kantor & Immerman Legal Practitioners

Anonymous Contributors

Acknowledgements

The World Justice Project's Honorary Chairs, Directors, Officers, Staff, Financial Supporters, and Sponsoring Organizations are listed in the last section of this report. Polling companies, research organizations, and contributing experts are listed in the Methodology section of this report.

Individual Advisors

Mark David Agrast, American Society of International Law; Maurits Barendrecht, Tilburg University; Tim Besley, London School of Economics; Juan Carlos Botero, Pontificia Universidad Javeriana; Paul Brest, Stanford University; Jose Caballero, IMD Business School; Giulio Caperna, EU-JRC; Thomas Carothers, Carnegie Endowment for International Peace; Eduardo Cifuentes, Universidad de los Andes; Christine M. Cole, Crime & Justice Institute; Mariano-Florentino Cuellar, Supreme Court of California; Nicolas Dassen, Inter-American Development Bank; Larry Diamond, Stanford University; Sandra Elena, Ministry of Justice and Human Rights (Argentina); Brad Epperly, University of British Columbia; Julio Faundez, Warwick University; Hazel Feigenblatt, University of Maryland; Todd Foglesong, Munk School of Global Affairs at the University of Toronto; Tom Ginsburg, University of Chicago; Joseph Foti, Open Government Partnership; James Goldston, Open Society Justice Initiative (OSJI); Jorge Gonzalez, Jorge Gonzalez, Pontificia Universidad Javeriana; Jon Gould, Arizona State University; Martin Gramatikov, HiiL; Brendan Halloran, Transparency and Accountability Initiative; Linn Hammergren; Tim Hanstad, The Chandler Foundation; Wassim Harb, Arab Center for the Development of Rule of Law and Integrity; Nathaniel Heller; Susan Hirsch, George Mason University; Ronald Janse, University of Amsterdam Law School; Erik G. Jensen, Stanford University; Haroon Khadim, PAE; Rachel Kleinfeld, Carnegie Endowment for International Peace; Jack Knight, Duke University; Harold H. Koh, Yale University; Matija Kovacic, EU-JRC; Aart Kraay, The World Bank; Margaret Levi, Stanford University; Iris Litt, Stanford University; Clare Lockhart, The Institute for State Effectiveness; Zsuzsanna Lonti, OECD; Diego Lopez, Universidad de los Andes; William T. Loris, Loyola University; Lauren E. Loveland, National Democratic Institute (NDI); Paul Maassen, Open Government Partnership; Beatriz Magaloni, Stanford University; Jenny S. Martinez, Stanford University; Toby McIntosh, FreedomInfo.org; Toby Mendel, Centre for Law and Democracy; Nicholas Menzies, The World Bank; Ghada Moussa, Cairo University; Sam Muller, HiiL; Robert L. Nelson, American Bar Foundation and Northwestern University; Harris Pastides, University of South Carolina; Randal Peerenboom, La Trobe

University and Oxford University; Angela Pinzon, Universidad del Rosario; Pascoe Pleasence, University College London; Shannon Portillo, George Mason University; Michael H. Posner, New York University; Roy L. Prosterman, University of Washington; Anita Ramasastry, University of Washington; Audrey Sacks, The World Bank; Lutforahman Saeed, Kabul University; Michaela Saisana, EU-JRC; Andrea Saltelli, EU-JRC; Moises Sanchez, Alianza Regional por la Libertad de Expresión; Andrei Shleifer, Harvard University; Jorge Luis Silva, Secretaria de Economia; Christopher Stone, Oxford University; Stefan Voigt, University of Hamburg; Barry Weingast, Stanford University; Michael Woolcock, The World Bank.

Institutional Contributors and Advisors

Altus Global Alliance; APCO Worldwide; Fleishman-Hillard; The Center for Advanced Study in the Behavioral Sciences, Stanford University; The Center on Democracy, Development, and the Rule of Law, Stanford University; The German Bar Association in Brussels; Governance Data Alliance; Google Inc.; The Hague Institute for Innovation of Law (HiiL); Investigative Reporting Program, UC Berkeley Graduate School of Journalism; The Legal Department of Hewlett Packard Enterprise; The Legal Department of Microsoft Corporation; The Whitney and Betty MacMillan Center for International and Area Studies, Yale University; Rule of Law Collaborative, University of South Carolina; The University of Chicago Law School; Vera Institute of Justice; The Wright Center for the Study of Computation and Just Communities.

About the World Justice Project

The World Justice Project (WJP) is an independent, multidisciplinary organization working to create knowledge, build awareness, and stimulate action to advance the rule of law worldwide. Effective rule of law reduces corruption, combats poverty and disease, and protects people from injustices large and small. It underpins development, accountable government, and respect for fundamental rights, and it is the foundation for communities of justice, opportunity, and peace.

Our Approach

Traditionally, the rule of law has been viewed as the domain of lawyers and judges. However, everyday issues of safety, rights, justice, and governance affect us all; everyone is a stakeholder in the rule of law. Based on this, the WJP builds and supports a global, multi-disciplinary movement for the rule of law by:

1. *Collecting, organizing, and analyzing*

original, independent rule of law data, including the *WJP Rule of Law Index*;

2. *Supporting research, scholarship, and teaching*

about the importance of rule of law, its relationship to development, and effective strategies to strengthen it; and

3. *Connecting and building*

an engaged global network of policy-makers and advocates to advance the rule of law through strategic partnerships, convenings, coordinated advocacy, and support for locally-led initiatives, including through the Resource Hub, a directory of leading organizations advancing the rule of law worldwide; the World Justice Challenge, a competition to identify, recognize, and promote good practices and successful solutions for strengthening the rule of law worldwide; and the World Justice Forum.

Honorary Chairs

The World Justice Project has the support of outstanding leaders representing a range of disciplines around the world. The Honorary Chairs of the World Justice Project are:

Giuliano Amato; Robert Badinter; James A. Baker III; Cherie Blair; Stephen G. Breyer; Sharan Burrow; David Byrne; Jimmy Carter; Maria Livanos Cattai; Hans Corell; Hilario G. Davide, Jr.; Hernando de Soto; Adama Dieng; Richard J. Goldstone; Kunio Hamada; Lee H. Hamilton; Mohamed Ibrahim; Tassaduq Hussain Jilani; Anthony M. Kennedy; Beverley McLachlin; George J. Mitchell; Sandra Day O'Connor; Ana Palacio; Roy L. Prosterman; Richard W. Riley; Mary Robinson; Antonio Vitorino; Harold Woolf; and Andrew Young.

Board of Directors

Shaikha Abdulla Al-Misnad; Kamel Ayadi; Adam Bodnar; Michael Chu; William C. Hubbard; Hassan Bubacar Jallow; Suet-Fern Lee; Mondli Makhanya; M. Margaret McKeown; John Nery; William H. Neukom; Ellen Gracie Northfleet; and James R. Silkenat.

Directors Emeriti

Ashraf Ghani Ahmadzai
Emil Constantinescu
Petar Stoyanov

Officers and Staff

Officers: William C. Hubbard, Co-Founder and Chairman of the Board; William H. Neukom, Co-Founder and CEO; Mark D. Agrast, Vice President; Deborah Enix-Ross, Vice President; Judy Perry Martinez, Vice President; Nancy Ward, Vice President; James R. Silkenat, Director and Treasurer; and Gerold W. Libby, General Counsel and Secretary.

Staff, Consultants, and Interns: Elizabeth Andersen, Executive Director; Amy Gryskiewicz, Chief of Staff and Operations; Ted Piccone, Chief Engagement Officer; Alejandro Ponce, Chief Research Officer; Richard Schorr, Chief Financial Officer; James van der Klok, Chief of Philanthropic Partnerships; Tanya Weinberg, Chief Communications Officer; Said Aarji; Jacob Alabab-Moser; Sally Aldrich; Daniela Barba; Lindsey Bock; Abigail Boyce; Abigail Broussard; Erin Campbell; Ana Cárdenas; Estefany Caudillo; Lilian Chapa Kolloffon; Maria Chavarria; Avery Comar; Miguel Contreras; James Davis; Killian Dorier; Giacomo D'Urbano; Alicia Evangelides; Vianney Fernández; Marco Ivan Figueroa; Renae Ford; Joshua Fuller; Nora Futtner; Amir Galván; Kirssy González; Alejandro González Arreola; Eréndira González Portillo; Lucía Estefanía González Medel; Issa Guerra; Fernando Gutierrez O.; Shakhlo Hasanova; Irene Heras; Roberto Hernández; Grace Hulseman; Skye Jacobs; Natalia Jardon; Verónica Jaso; Osvaldo Jiménez; Tim Kessler; Lauren Kitz; Callan LaJuett; VinhHuy Le; Robert Litsky; Sarah Chamness Long; Debby Manley; Gabriela Marquez; Olimpia Martínez; Karelle Matchum; Ignacio Miranda; María José Montiel; Ana María Montoya; Nora Mousa; Fernando Omedé; Sahar Omer; María Fernanda Ortega; Santiago Pardo; Srirak Plipat; Stephanie Presch; Tanya Primiani; Hannah Rigazzi; Marien Rivera; Mario Rodríguez; Natalia Rodríguez Cajamarca; Juan Salgado; Alicia Segovia; Abigail Skalka; Leslie Solís Saravia; Victoria Thomaides; Marcelo Torres; Carlos Toruño; Paulina Vega; Sergio Villanueva; and Moss Woodbury.

World Justice Project Funders

The World Justice Project thanks the following major 2021-2022 donors whose support makes our work possible:

Institutional Donors 2021-2022

American Bar Association Section of Environment, Energy, & Resources
American Council of Learned Societies
American Institute of Research
The Asia Foundation
Bill & Melinda Gates Foundation
Carnegie Mellon University
The Chandler Foundation
The Charles Stewart Mott Foundation
The European Union
Foreign, Commonwealth & Development Office, The United Kingdom
The Hague Municipality
The Hewlett Foundation
Instituto Desarrollo
Ministry of Foreign Affairs, The Kingdom of the Netherlands
Mo Ibrahim Foundation
Neukom Family Foundation
The Open Society Foundation
United Nations Development Programme
United States Agency for International Development
United States Department of State
Western Hemisphere Drug Policy Commission
The World Bank

Private Sector Partnership for the Rule of Law 2021-2022

Arnold & Porter
Hewlett Packard Enterprise
LexisNexis Rule of Law Foundation
Microsoft Corporation
Shell Global
Wilson Sonsini Foundation

Additional Private Sector Support 2021-2022

Cooley
Fredrikson & Byron
Pacifica Law Group
Perkins Coie
Uber
Zuber Lawler

Major Individual Donors 2021-2022

Mark Agrast and David Hollis
Sheikha Al-Misnad
Elizabeth Andersen and Stephen Pomper
Anne Avis
Nancy Ward and Toby Bright
Susan Brotman
Anne Noel and Alec Dawson
Barbara and R. Bradford Evans
Samuel Heins
Ruth Holzer and Michael Byowitz
R. Thomas Howell
Elizabeth Hubbard and David Zapolsky
Kappy and William Hubbard
R. William Ide
Jean Johnson and Peter Miller
Stewart Landefeld
Paul Lawrence
Suet Fern Lee
Gerold Libby
Judy Perry Martinez
Karla Kurbjun Mathews
M. Margaret McKeown
Sally and William H. Neukom
Paula Selis and Jonathan Fine
James Silkenat
John Stout
Lucy Vance
James van der Klok
Diana Walsh and Kent Walker
David Weiner
Stephen Zack

A current list of funders can be found at worldjusticeproject.org.

More from the World Justice Project




WJP Rule of Law Index 2022 Insights
Highlights and data trends from the WJP
Rule of Law Index 2022




World Justice Forum
2022




WJP Mexico States Rule of Law Index 2021-2022
Perceptions and experiences in 32 states



The Rule of Law in Honduras
Key Findings from the General Population
Poll 2021



World Justice Challenge 2021
Outcome Report



Grasping the Justice Gap
2021

For more information or to read these reports, visit
worldjusticeproject.org/our-work



**World Justice
Project**

WASHINGTON, DC

SEATTLE

SINGAPORE

MEXICO CITY



worldjusticeproject.org



facebook.com/thewjp



twitter.com/theWJP